



# Quick Guide My ACE Provision App

This app explores provision and demographic data associated with ACE funds submitted through the SDR and Workspace 2 (WS2). The app displays Tertiary Education Organisation (TEO) delivery based on expected values reported. Volume of delivery is given in hours, EFTS and number of learners.

## Examples of what you can discover

- See trends over time.
- See 'ACE in TEIs' delivery by course and qualification.
- See information on subcontracting and partner organisations.
- See delivery by focus area and priority group.
- Compare 'expected' with 'actual' delivery.

## Things to note

- SDR data is from 2003 and WS2 data is from 2016 onwards.
- In 2018 'Emergency Management' and 'Search and Rescue' were reported through the SDR. From 2019 onwards this reporting has been through WS2.
- Delivery can be seen in hours, EFTS or number of learners. An EFTS is equivalent to 1200 hours.
- The fund 'ACE in Communities' has been split into the initiatives 'ACE in Communities' and 'ACE in Schools' for ease of use.
- Volume and value of delivery is based on 'expected delivery' from the WS2 templates.
- The funds reported through the SDR are at NSN level but funds reported through WS2 are aggregated.
- The number of Māori learners by iwi is applicable to 'ACE in TEIs' for all years and for 'Emergency Management' and 'Search and Rescue' in 2018.
- Secondary focus is not reported for 'ACE in Communities' and 'ACE in Schools'. Primary priority provision is not reported for 'Emergency Management' and 'Search and Rescue'.

## Information provided by each sheet

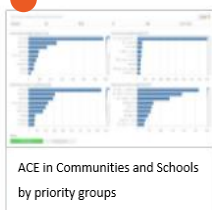
A summarised view of number of learners and value of delivery (\$ ex GST) for all ACE funds over time and by TEO.



An overview of 'ACE in TEIs' delivery by course and qualification.



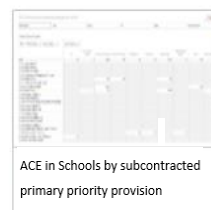

An overview of 'ACE in Communities' and 'ACE in Schools' priority groups by region and TEO.



An overview of focus area for all ACE funds except 'ACE in TEIs'.

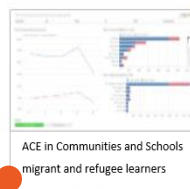


Number of learners by region, primary priority provision and primary target priority group for all funds except 'ACE in TEIs'.




Number of learners by primary priority provision with legal name of partner organisation where subcontracting occurs.


Comparison of delivery vs actuals for all ACE funds except 'ACE in TEIs' by TEO, region and over time.



Number and percentage of learners for all ACE funds by ethnicity, region and over time.



Number and percentage of learners for all ACE funds by age, region and over time.



Provision details for all ACE funds.



Number and percentage of migrant and refugee learners for funds 'ACE in Communities' and 'ACE in Schools' by TEO, region and over time.

Number and percentage of learners for all ACE funds by gender, region and over time.

Number of Māori learners and hours delivered by iwi and region for 'ACE in TEIs' for all years and 'Emergency Management' and 'Search and Rescue' in 2018 only.

## Data Definitions

Take a look at the data definitions sheet in the app for more information on the following fields:

- |                                 |   |                        |
|---------------------------------|---|------------------------|
| • Primary priority provision    | • Learners with low or no qualification | • Secondary focus      |
| • Primary target priority group | • Primary focus                         | • Subcontracted course |

For support contact TEC Customer Contact: phone 0800 601 301 or email: [customerservice@tec.govt.nz](mailto:customerservice@tec.govt.nz)



We ensure New Zealand's future success.