



## All Industry Training Organisations

Organisation Type: **Industry Training Organisation**

Year: **2017**

### Achievement of Credits



Levels 1 & 2	85%
Levels 3 & 4	77%
Levels 5 & above	69%

This measure shows the number of credits that were achieved by trainees in a given year, as a proportion of the credits trainees were expected to achieve in that year.

**78%**

All Levels of Study



### Completion of Programmes

Levels 1 & 2	83%
Levels 3 & 4	74%
Levels 5 & above	80%

This measure shows the nominal credit value of programmes that were completed in a given year as a proportion of the credits trainees were expected to achieve in that year.

**75%**

All Levels of Study

#### About Industry Training

In 2017, the TEC funded 11 Industry Training Organisations (ITOs) through the Industry Training Fund, covering industry training, Modern Apprenticeships and New Zealand Apprenticeships.

ITOs do not provide training themselves, but arrange work-based training for employees. ITOs range in size from an ITO that covers a single industry to large ITOs that cover multiple industries. Many of the industries that ITOs represent have long established trades and apprenticeship models with an associated history and culture of regulated training, while other ITOs represent industries where the culture of training is still developing.

#### Government expectations of industry training

The Government expects ITOs to:

- enable people in work to complete nationally recognised qualifications;
- create clear pathways towards advanced trade qualifications at levels four and above; and
- build and maintain strong support from the industries they serve.

To give effect to these expectations, ITOs have two statutory functions which are to:

- set skill standards for their industry; and
- develop arrangements for the delivery of training

#### Tertiary Education Strategy

The Tertiary Education Strategy 2014-2019 sets out the Government's expectations and priorities for New Zealand's tertiary education system, ensuring that the skills people develop are well matched to labour market needs, as well as getting at-risk young people into a career, and boosting achievement of Māori and Pasifika learners.

#### Context

Number of Trainees:	132,551
Number of STMs*:	45,637

Trainee ethnicity+		Level of study**	
European	61%	Levels 1-2	28%
Māori	17%	Levels 3-4	78%
Pacific	9%	Levels 5 and above	3%
Other	16%		

\*Standard Training Measure - an STM is a unit of training, specifically the amount of training required to achieve 120 credits. STM figures are rounded to whole numbers.

+Total may not equal 100% as some trainees identify with more than one ethnicity.

\*\* Percentage figures are rounded to whole numbers, and may not equal 100%



## Connexis

Organisation Type: **Industry Training Organisation**

Year: **2017**



### Achievement of Credits

Levels 1 & 2	77%
Levels 3 & 4	75%
Levels 5 & above	49%

This measure shows the number of credits that were achieved by trainees in a given year, as a proportion of the credits trainees were expected to achieve in that year.

**73%**

All Levels of Study



### Completion of Programmes

Levels 1 & 2	69%
Levels 3 & 4	77%
Levels 5 & above	66%

This measure shows the nominal credit value of programmes that were completed in a given year as a proportion of the credits trainees were expected to achieve in that year.

**74%**

All Levels of Study

### Context

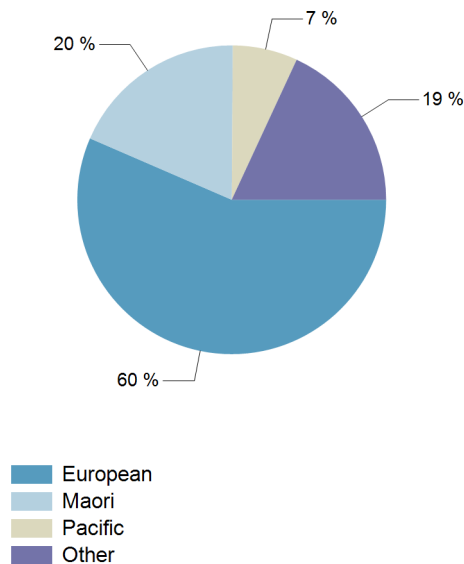
Trainees: 6,115  
STMs\*: 2,113

Further information about trainee characteristics may be available on the organisation's website.

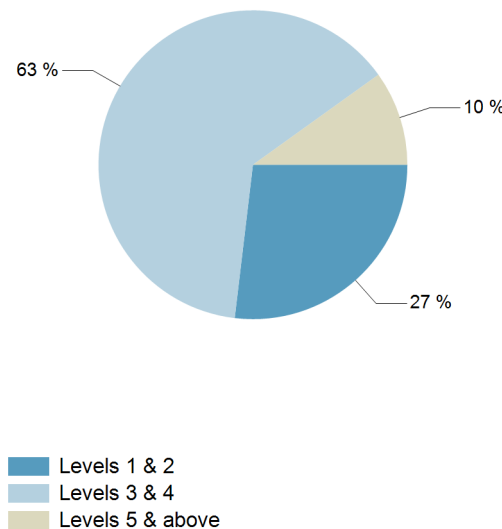
\* Standard Training Measure - an STM is a unit of training, specifically the amount of training required to achieve 120 credits. STM figures are rounded to whole numbers.

\*\* Percentage figures are rounded to whole numbers, and may not equal 100%

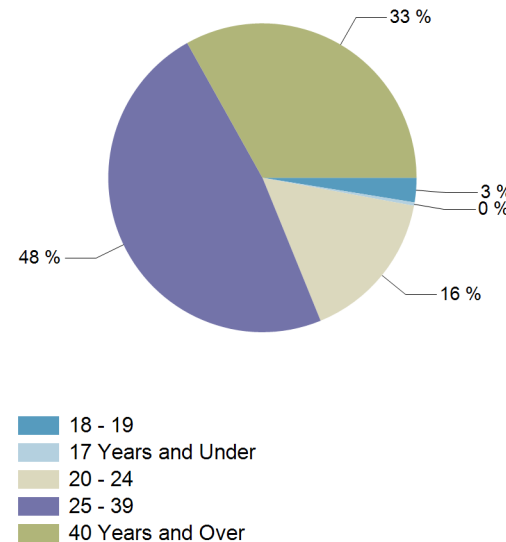
#### Trainee Ethnicity\*\*



#### Level of Study\*\*



#### Trainee Age\*\*



### Provider Contact Details

PO Box 2759  
WELLINGTON  
6140  
0800 486 626



## Comparative Educational Performance

Organisation Type: **Industry Training Organisation**

Year: **2017**

### Achievement of Credits



This measure shows the number of credits that were achieved by trainees in a given year, as a proportion of the credits trainees were expected to achieve in that year.

Median: 76%

1	MITO	99%	<div style="width: 99%;"></div>
2	BCITO	97%	<div style="width: 97%;"></div>
3	Skills Active Aotearoa	84%	<div style="width: 84%;"></div>
4	Competenz	79%	<div style="width: 79%;"></div>
5	HITO	79%	<div style="width: 79%;"></div>
6	ServiceIQ	76%	<div style="width: 76%;"></div>

7	Careerforce	74%	<div style="width: 74%;"></div>
8	Connexis	73%	<div style="width: 73%;"></div>
9	The Skills Organisation	70%	<div style="width: 70%;"></div>
10	Primary ITO	66%	<div style="width: 66%;"></div>
11	NZMAC ITO	66%	<div style="width: 66%;"></div>

### Completion of Programmes



This measure shows the nominal credit value of programmes that were completed in a given year as a proportion of the credits trainees were expected to achieve in that year.

Median: 75%

1	HITO	100%	<div style="width: 100%;"></div>
2	MITO	99%	<div style="width: 99%;"></div>
3	BCITO	83%	<div style="width: 83%;"></div>
4	Competenz	82%	<div style="width: 82%;"></div>
5	Skills Active Aotearoa	79%	<div style="width: 79%;"></div>
6	Primary ITO	75%	<div style="width: 75%;"></div>

7	Connexis	74%	<div style="width: 74%;"></div>
8	ServiceIQ	74%	<div style="width: 74%;"></div>
9	NZMAC ITO	63%	<div style="width: 63%;"></div>
10	Careerforce	63%	<div style="width: 63%;"></div>
11	The Skills Organisation	63%	<div style="width: 63%;"></div>

#### How to read the graphs:

00	Lorem ipsum	00%	<div style="width: 0%;"></div>
▲	▲	▲	▲
Rank	Organisation	Percentage	Performance