



## All Industry Training Organisations

Organisation Type: **Industry Training Organisation**

Year: **2015**

### Achievement of Credits



Levels 1 & 2	75%
Levels 3 & 4	81%
Levels 5 & above	85%

This measure shows the number of credits that were achieved by trainees in a given year, as a proportion of the credits trainees were expected to achieve in that year.

80%

All Levels of Study



### Completion of Programmes

Levels 1 & 2	76%
Levels 3 & 4	75%
Levels 5 & above	80%

This measure shows the nominal credit value of programmes that were completed in a given year as a proportion of the credits trainees were expected to achieve in that year.

75%

All Levels of Study

#### About Industry Training

In 2015, the TEC funded 11 Industry Training Organisations (ITOs) through the Industry Training Fund, covering industry training, Modern Apprenticeships and New Zealand Apprenticeships.

ITOs do not provide training themselves, but arrange work-based training for employees. ITOs range in size from an ITO that covers a single industry to large ITOs that cover multiple industries. Many of the industries that ITOs represent have long established trades and apprenticeship models with an associated history and culture of regulated training, while other ITOs represent industries where the culture of training is still developing.

#### Government expectations of industry training

The Government expects ITOs to:

- enable people in work to complete nationally recognised qualifications;
- create clear pathways towards advanced trade qualifications at levels four and above; and
- build and maintain strong support from the industries they serve.

To give effect to these expectations, ITOs have two statutory functions which are to:

- set skill standards for their industry; and
- develop arrangements for the delivery of training

#### Tertiary Education Strategy

The Tertiary Education Strategy 2014-2019 sets out the Government's expectations and priorities for New Zealand's tertiary education system, ensuring that the skills people develop are well matched to labour market needs, as well as getting at-risk young people into a career, and boosting achievement of Māori and Pasifika learners.

#### Context

Number of Trainees:	133,948
Number of STMs*:	44,513

Trainee ethnicity+		Level of study**	
European	64%	Levels 1-2	28%
Māori	17%	Levels 3-4	67%
Pacific	9%	Levels 5 and above	4%
Other	14%		

\*Standard Training Measure - an STM is a unit of training, specifically the amount of training required to achieve 120 credits. STM figures are rounded to whole numbers.

+Total may not equal 100% as some trainees identify with more than one ethnicity.

\*\* Percentage figures are rounded to whole numbers, and may not equal 100%



## HITO

Organisation Type: **Industry Training Organisation**

Year: **2015**



### Achievement of Credits

Levels 1 & 2	
Levels 3 & 4	91%
Levels 5 & above	31%

This measure shows the number of credits that were achieved by trainees in a given year, as a proportion of the credits trainees were expected to achieve in that year.

**91%**

All Levels of Study



### Completion of Programmes

Levels 1 & 2	
Levels 3 & 4	102%
Levels 5 & above	24%

This measure shows the nominal credit value of programmes that were completed in a given year as a proportion of the credits trainees were expected to achieve in that year.

**100%**

All Levels of Study

### Context

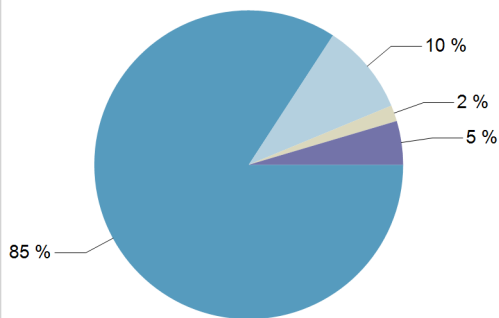
Trainees: 1,479  
STMs\*: 597

Further information about trainee characteristics may be available on the organisation's website.

\* Standard Training Measure - an STM is a unit of training, specifically the amount of training required to achieve 120 credits. STM figures are rounded to whole numbers.

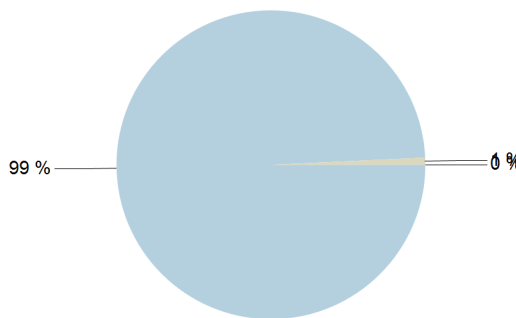
\*\* Percentage figures are rounded to whole numbers, and may not equal 100%

### Trainee Ethnicity\*\*



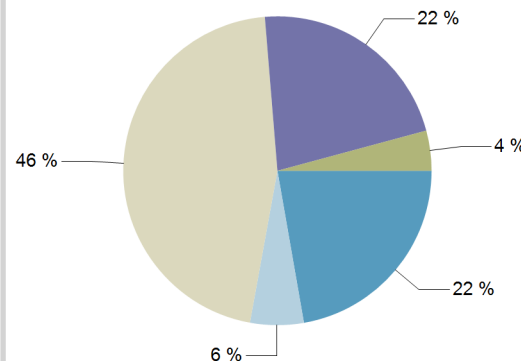
European  
Maori  
Pacific  
Other

### Level of Study\*\*



Levels 1 & 2  
Levels 3 & 4  
Levels 5 & above

### Trainee Age\*\*



18 - 19  
17 Years and Under  
20 - 24  
25 - 39  
40 Years and Over

### Provider Contact Details

PO Box 11 764  
WELLINGTON  
6142  
04 499 1180

www.hito.org.nz



## Comparative Educational Performance

Organisation Type: **Industry Training Organisation**

Year: **2015**

### Achievement of Credits



This measure shows the number of credits that were achieved by trainees in a given year, as a proportion of the credits trainees were expected to achieve in that year.

Median: 81%

1 BCITO	100%	7 NZ Marine	79%
2 HITO	91%	8 ServiceIQ	78%
3 Skills Active Aotearoa	83%	9 Primary ITO	74%
4 MITO	81%	10 Careerforce	74%
5 The Skills Organisation	81%	11 Competenz	70%
6 Connexis	81%		

### Completion of Programmes



This measure shows the nominal credit value of programmes that were completed in a given year as a proportion of the credits trainees were expected to achieve in that year.

Median: 70%

1 HITO	100%	7 ServiceIQ	69%
2 The Skills Organisation	82%	8 Competenz	69%
3 Skills Active Aotearoa	80%	9 NZ Marine	69%
4 Primary ITO	80%	10 MITO	68%
5 BCITO	79%	11 Connexis	65%
6 Careerforce	70%		

#### How to read the graphs:

00	Lorem ipsum	00%	
▲	▲	▲	▲
Rank	Organisation	Percentage	Performance