



## The Private Training Establishment sector

Year: 2015

Fund: Student Achievement Component



### Successful Completion of Courses

Level 1-2	77%
Level 3-4	80%
Level 5-6	82%
Level 7-8	84%

This measure shows the proportion of courses in a given year that are successfully completed.



### Completion of Qualifications

Level 1-2	73%
Level 3-4	74%
Level 5-6	76%
Level 7-8	86%
Level 9-10	100%

This measure shows the proportion of students in a given year who complete a qualification.



### Student Progression to Higher Level Study

Level 1	58%
Level 2	35%
Level 3	37%
Level 4	27%

This measure shows the proportion of students in a given year who progress to study at a higher level after completing a qualification at levels 1 - 4.



### Students Retained in Study

Level 1-2	70%
Level 3-4	65%
Level 5-6	60%
Level 7-8	77%
Level 9-10	79%

This measure shows the proportion of students in a given year that complete a qualification or re-enrol at the same tertiary education organisation in the following year.

### About the Private Training Establishment sector Government expectations of the Private Training Establishment sector

In 2015 the TEC funded 227 Private Training Establishments (PTEs) through its Student Achievement Component fund and/or Youth Guarantee fund.

The size and characteristics of PTEs vary. Smaller specialised PTEs may offer a single qualification for fewer than 20 equivalent full-time students (EFTS). The largest PTEs may offer a range of qualifications to over a thousand EFTS. For these reasons comparing PTEs may be difficult.

The government expects PTEs to:

- Work with employers to ensure provision meets employment and industry needs
- Get at-risk young people into a career or further education
- Enable Maori and Pasifika learners to progress from foundation level education to higher levels of learning
- Improve adult literacy and numeracy

#### Tertiary Education Strategy

The Tertiary Education Strategy (TES) sets high expectations for TEO performance and attaining better outcomes especially for skills for industry, Maori and Pasifika learners, at risk young people and for adult literacy and numeracy.

### Context

Number of students in total: 43,093

Number of equivalent full-time student places: 24,664

Student ethnicity*		Level of study	
European	53%	Level 1-2	7%
Maori	30%	Level 3-4	44%
Pacific	17%	Level 5-6	31%
Asian	9%	Level 7-8	18%
Other	4%	Level 9-10	0%

\*Total may exceed 100% as some students identify with more than one ethnicity.

# The Performance of Tertiary Education Organisations

www.tec.govt.nz

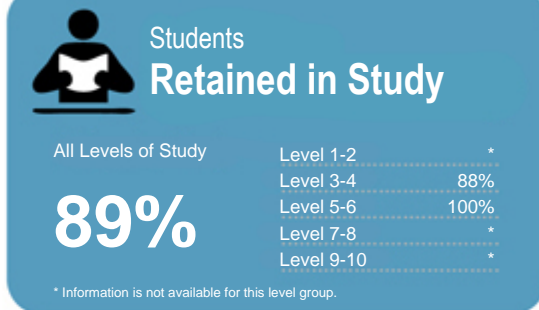
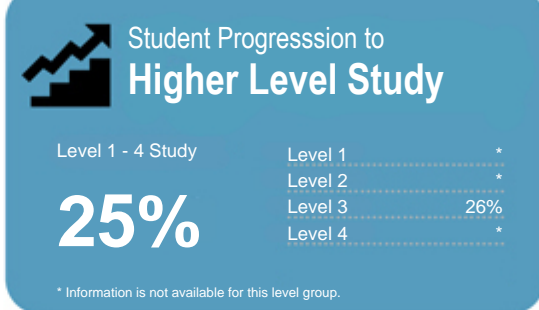


Tertiary Education Commission  
Te Amorangi Mātauranga Matua

## People Potential Limited

Organisation Type: Private Training Establishment

Year: 2015 Fund: Student Achievement Component



This measure shows the proportion of courses in a given year that are successfully completed.

This measure shows the proportion of students in a given year who complete a qualification.

This measure shows the proportion of students in a given year who progress to study at a higher level after completing a qualification at levels 1 - 4.

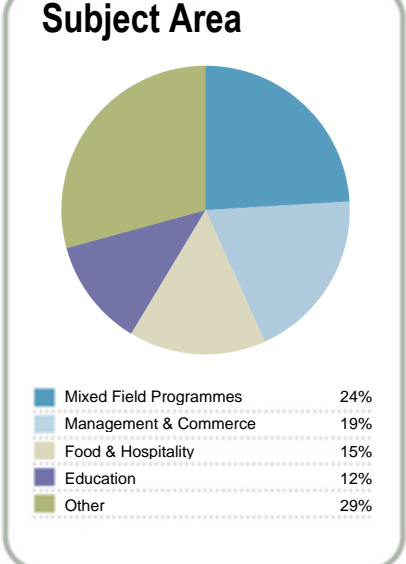
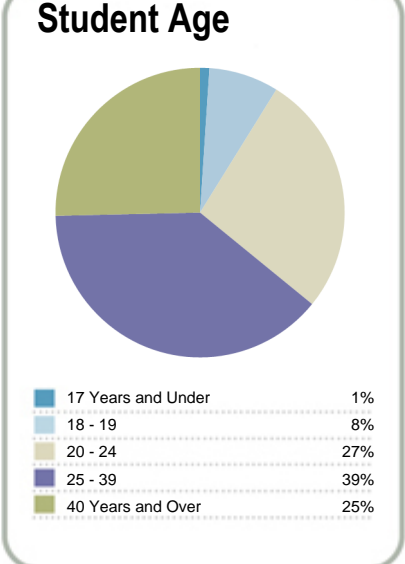
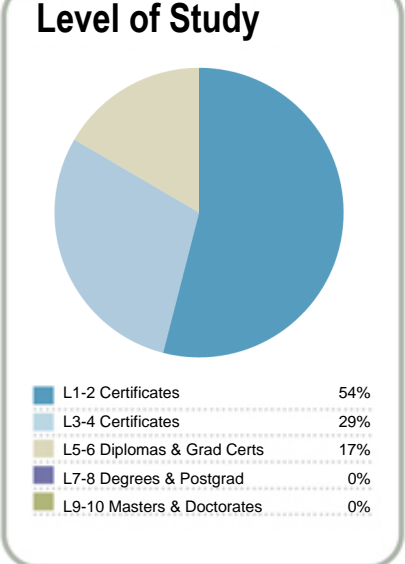
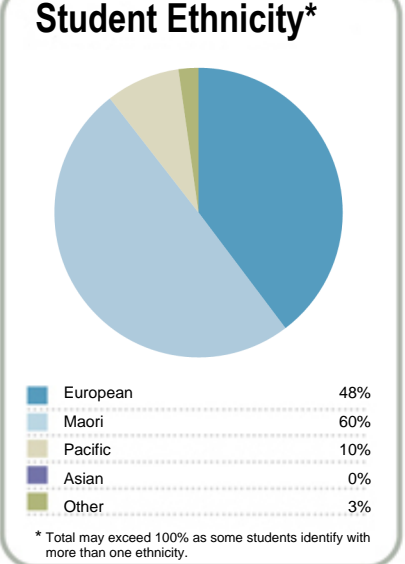
This measure shows the proportion of students in a given year that complete a qualification or re-enrol at the same tertiary education organisation in the following year.

### Context

EFTS\*: 211  
Students: 324

Further information about student characteristics may be available on the organisation's website.

\* Number of equivalent full time students.



### Contacts

PO Box 1798  
WHANGAREI 0010  
New Zealand  
09 437 7593

<http://www.peoplepotential.co.nz>

Disclaimer: The results in this report are generated from data submitted by Tertiary Education Organisations. While efforts have been made to verify the information, the Tertiary Education Commission does not attest to the accuracy or completeness of the results.

# The Performance of Tertiary Education Organisations

www.tec.govt.nz



Tertiary Education Commission  
Te Amorangi Mātauranga Matua

## People Potential Limited

Organisation Type: Private Training Establishment

Year: 2015

Fund: Student Achievement Component

**Successful Completion of Courses**

This measure shows the proportion of courses in a given year that are successfully completed.

Median: 83%

1	New Zealand Training Centre	100%
1	North Shore Helicopter Training Ltd	100%
1	Techtorium NZ Institute of IT Ltd	100%
4	Vineyard College	99%
5	Eastwest Coll of Intercultural Studies	99%
6	Safety N Action Limited	99%
7	Capital Training	98%
8	New Zealand Skydiving School Ltd	98%
9	Praxis	97%
10	Taranaki Educare	97%
11	New Zealand College of Chiropractic	97%
12	Hillary Outdoors Education Centres	97%
13	Alpha Training Centre	97%
14	North Shore Language School	97%
15	Mr Barber Training Centre	97%
16	Wanaka Helicopters Limited	97%
17	Pathways Bible and Mission College	97%
18	MSL Training Ltd	97%
19	Manaaki Ora	96%
20	Good Shepherd College - Te Heparā Pai	96%
21	Airways Training Centre	96%
22	Aperfield Montessori Trust	96%
23	Nelson Aviation College	95%
24	Turanga Ararau	95%

**Completion of Qualifications**

This measure shows the proportion of students in a given year who complete a qualification.

Median: 79%

1	Agriculture New Zealand	100%
1	Airways Training Centre	100%
1	Ardmore Flying School	100%
1	Capital Training	100%
1	East Auckland Performing Arts Limited	100%
1	Elite Int School Of Beauty Therapy	100%
1	Hungry Creek Art and Crafts School	100%
1	International Aviation Academy of NZ Ltd	100%
1	Manaaki Ora	100%
1	Nelson Aviation College	100%
1	New Zealand College of Chiropractic	100%
1	New Zealand Tertiary College Limited	100%
1	New Zealand Training Centre	100%
1	NZ College of Massage	100%
1	NZ School of Acupuncture & TCM	100%
1	Praxis	100%
1	Southern Wings Limited	100%
1	Te Tari Puna Ora O Aotearoa/NZ Childcare	100%
1	The Learning Connexion Limited	100%
1	Toi Whakaari: NZ Drama School	100%
1	Vineyard College	100%
1	Whitecliffe College of Arts and Design	100%
23	Techtorium NZ Institute of IT Ltd	99%
24	Auckland East City Elim Church	99%

**Student Progression to Higher Level Study**

This measure shows the proportion of students in a given year who progress to study at a higher level after completing a qualification at levels 1 - 4.

Median: 26%

1	Laidlaw College Incorporated	100%
2	Patricks School of Hairdressing Limited	88%
3	Hungry Creek Art and Crafts School	83%
4	NZ School of Outdoor Studies Limited	83%
5	ACG Yoobee School of Design.	78%
6	Faith Bible College	77%
7	Whitecliffe College of Arts and Design	70%
8	AIS St Helens	67%
8	Te Roopu A Iwi o Te Arawa	67%
10	Pacific Training Institute (PTI)	65%
11	Peter Minturn (NZ) Goldsmith School	63%
12	New Zealand Inst of Fashion Tech Ltd	62%
13	Praxis	61%
14	Whitireia New Zealand Limited	59%
15	MSL Training Ltd	56%
16	ACG Tertiary & Careers	54%
17	International Travel College of NZ	54%
18	New Zealand School of Tourism	53%
19	Te Wananga Takiura	52%
20	National Council of YMCAs of New Zealand	52%
21	Hillary Outdoors Education Centres	50%
22	New Zealand Management Academies	49%
23	NZ College of Massage	48%
24	The Learning Connexion Limited	47%

**Students Retained in Study**

This measure shows the proportion of students in a given year that complete a qualification or re-enrol at the same tertiary education organisation in the following year.

Median: 74%

1	Community Colleges New Zealand Ltd	100%
1	Taranaki Educare	100%
3	Institute of Professional Legal Studies	98%
4	Mr Barber Training Centre	97%
5	College of Law NZ	97%
6	New Zealand School of Radio Limited	96%
7	Vineyard College	95%
8	Peter Minturn (NZ) Goldsmith School	95%
9	Toi Whakaari: NZ Drama School	94%
10	New Zealand College of Chiropractic	94%
11	Techtorium NZ Institute of IT Ltd	94%
12	Evolution School of Holistic Therapies	94%
13	New Zealand School of Tourism	94%
14	North Shore Language School	93%
15	Airways Training Centre	92%
16	EnterpriseMIT	92%
17	Whitecliffe College of Arts and Design	91%
18	AIS St Helens	91%
19	Southern Wings Limited	91%
20	NZ Inst of Electrolysis & Beauty Therapy	90%
21	Rangi Ruru Early Childhood College	90%
21	School of Business Ltd	90%
23	People Potential Limited	89%
24	Kyrewood Equestrian Centre Limited	89%

Disclaimer: The results in this report are generated from data submitted by Tertiary Education Organisations. While efforts have been made to verify the information, the Tertiary Education Commission does not attest to the accuracy or completeness of the results.

# The Performance of Tertiary Education Organisations

www.tec.govt.nz



Tertiary Education Commission  
Te Amorangi Mātauranga Matua

## People Potential Limited

Organisation Type: **Private Training Establishment**

Year: **2015**

Fund: **Student Achievement Component**

**Successful Completion of Courses**

This measure shows the proportion of courses in a given year that are successfully completed.

Median: 83%

25	College of Law NZ	95%
26	Auckland City Training School	95%
27	Auckland East City Elim Church	94%
28	Target Education	94%
29	Aromaflex Academy	94%
30	Whitecliffe College of Arts and Design	94%
31	Institute of Professional Legal Studies	94%
32	Peter Minturn (NZ) Goldsmith School	94%
33	The Hairdressing College	94%
34	HLC	93%
35	NZ School of Food and Wine Ltd	93%
36	Academy of Diving Trust	92%
37	NZ School of Acupuncture & TCM	92%
38	Faith Bible College	92%
39	New Zealand School of Tourism	92%
40	New Zealand Management Academies	92%
41	Air New Zealand Aviation Institute	92%
42	Polyethnic Institute of Studies	92%
43	Southern Wings Limited	92%
44	Queenstown Resort College	92%
45	Kyrewood Equestrian Centre Limited	91%
46	NZ School of Outdoor Studies Limited	91%
47	Te Tari Puna Ora O Aotearoa/NZ Childcare	90%
48	CPS Training	90%

**Completion of Qualifications**

This measure shows the proportion of students in a given year who complete a qualification.

Median: 79%

25	Academy of Diving Trust	98%
26	North Shore Language School	98%
27	Institute of Professional Legal Studies	97%
28	Avonmore Tertiary Institute	97%
29	AMS Group Training	97%
30	Corporate Academy Group	96%
31	AIS St Helens	96%
32	Wanaka Helicopters Limited	96%
33	Vet Nurse plus Limited	95%
34	College of Law NZ	95%
35	The Hairdressing College	95%
36	Mr Barber Training Centre	94%
37	New Zealand Skydiving School Ltd	94%
38	MSL Training Ltd	94%
39	Turanga Ararau	93%
40	Auckland City Training School	93%
41	New Zealand School of Radio Limited	93%
42	NZ School of Food and Wine Ltd	93%
43	New Zealand School of Tourism	92%
44	Faith Bible College	92%
45	Future Skills Academy Limited	92%
46	SAE Institute	92%
47	Training For You Limited	91%
48	New Zealand Management Academies	91%

**Student Progression to Higher Level Study**

This measure shows the proportion of students in a given year who progress to study at a higher level after completing a qualification at levels 1 - 4.

Median: 26%

25	Excel Ministries - Performing Arts	47%
26	Hair to Train	46%
27	Auckland East City Elim Church	46%
28	Naturopathic College of New Zealand	45%
29	Lifeway College	43%
30	New Zealand Welding School	43%
31	BEST Pacific Institute of Education Ltd	43%
32	Auckland City Training School	43%
33	Te Kohanga Reo National Trust Board	42%
34	VETEL	41%
35	Future Skills Academy Limited	40%
36	The Hairdressing College	39%
37	NZ Institute of Education 2007 Limited	39%
38	Design and Arts College of NZ Ltd	38%
38	Palmerston North School of Design Ltd	38%
38	SENZ Training and Employment Centre	38%
41	Academy of Diving Trust	38%
42	The Cut Above Academy Limited	36%
43	Martin-Hautus	35%
44	Servilles Academy Limited	34%
45	Evolution School of Holistic Therapies	34%
46	The Hairdressing Academy & Col of Beauty	34%
47	Taranaki Educare	33%
47	Te Kura Motuhake o Te Ataarangi Inc	33%

**Students Retained in Study**

This measure shows the proportion of students in a given year that complete a qualification or re-enrol at the same tertiary education organisation in the following year.

Median: 74%

24	Vet Nurse plus Limited	89%
26	Land Based Training Limited	89%
27	South Seas Film & Television School Ltd	89%
28	Blueprint for Learning	88%
29	Advance Training Centres	87%
30	Academy of Diving Trust	87%
31	Ashton Warner Nanny Academy	87%
32	The National School of Aesthetics	87%
33	Harrington\Vaughan Academy of Hairdress	87%
34	Auckland East City Elim Church	87%
35	Te Kura Motuhake o Te Ataarangi Inc	86%
36	Nelson Aviation College	86%
37	Te Tari Puna Ora O Aotearoa/NZ Childcare	86%
38	Media Design School Limited	85%
39	NZ Graduate School of Education Limited	85%
40	Air New Zealand Aviation Institute	85%
41	Queenstown Resort College	85%
42	The Hairdressing College	85%
43	Praxis	84%
44	NZ Institute of Education 2007 Limited	84%
45	MSL Training Ltd	84%
46	New Zealand Skydiving School Ltd	84%
46	New Zealand Training Centre	84%
48	CPS Training	84%

Disclaimer: The results in this report are generated from data submitted by Tertiary Education Organisations. While efforts have been made to verify the information, the Tertiary Education Commission does not attest to the accuracy or completeness of the results.



## People Potential Limited

Organisation Type: **Private Training Establishment**

Year: **2015**

Fund: **Student Achievement Component**

**Successful Completion of Courses**

This measure shows the proportion of courses in a given year that are successfully completed.

**Completion of Qualifications**

This measure shows the proportion of students in a given year who complete a qualification.

**Student Progression to Higher Level Study**

This measure shows the proportion of students in a given year who progress to study at a higher level after completing a qualification at levels 1 - 4.

**Students Retained in Study**

This measure shows the proportion of students in a given year that complete a qualification or re-enrol at the same tertiary education organisation in the following year.

Median: 83%

49	Toi Whakaari: NZ Drama School	90%
50	Catholic Institute of Aotearoa NZ	90%
51	Ashton Warner Nanny Academy	90%
52	New Zealand Tertiary College Limited	90%
53	Royal Business College Limited	90%
54	International Aviation Academy of NZ Ltd	89%
55	New Zealand School of Radio Limited	89%
56	ITTI	89%
57	Samala Robinson Academy Ltd	89%
58	Vet Nurse plus Limited	88%
59	Ardmore Flying School	88%
60	North Shore International Academy (NSIA)	88%
61	Waikato Institute of Education	88%
62	Premier Hairdressing Academy	88%
63	Sue's Computer Training Company	88%
64	New Zealand College of Chinese Medicine	88%
65	Pacific Int Hotel Management School Ltd	88%
66	Bethlehem Institute Limited	87%
67	Porse Education & Training	87%
68	NZ Institute of Education 2007 Limited	87%
69	NZ College of Massage	87%
70	Advance Training Centres	87%
71	Crown Institute of Studies	87%
72	South Seas Film & Television School Ltd	86%

Median: 79%

49	Kyrewood Equestrian Centre Limited	90%
50	Eastwest Coll of Intercultural Studies	90%
51	Ashton Warner Nanny Academy	90%
52	NZ School of Outdoor Studies Limited	90%
53	Target Education	90%
54	Porse Education & Training	89%
55	Polyethnic Institute of Studies	89%
56	New Zealand College of Chinese Medicine	89%
57	Pacific Int Hotel Management School Ltd	87%
58	Catholic Institute of Aotearoa NZ	86%
59	The Cut Above Academy Limited	86%
60	EnterpriseMIT	86%
61	Premier Hairdressing Academy	85%
62	HLC	85%
63	Peter Minturn (NZ) Goldsmith School	85%
64	Skills 4 Work Incorporated	85%
65	ICL Business School	85%
66	Laidlaw College Incorporated	85%
67	Taratahi Agricultural Training Centre	84%
68	Air New Zealand Aviation Institute	84%
69	Te Wananga Takiura	84%
70	Royal Business College Limited	83%
71	CPS Training	83%
72	Wellcare Education Limited	82%

Median: 26%

49	Avonmore Tertiary Institute	33%
50	Academy Group (NZ) Limited	31%
51	Tipu Ora	31%
52	Elliott Hairdressing Training Centre Ltd	30%
52	Harrington/Vaughan Academy of Hairdress	30%
54	Advance Training Centres	29%
55	Quantum Education Group Limited	28%
56	Quantum Education Group ES Ltd	28%
57	Cornerstone Education	28%
58	Waikato School of Hairdressing Limited	28%
59	Elite Int School Of Beauty Therapy	28%
60	EastBay Rural Education Activities Inc.	27%
61	Corporate Academy Group	27%
62	Onsite Education	27%
63	EDENZ Colleges Ltd	26%
64	The Professional Bar & Restaurant School	26%
65	English Teaching College	26%
66	Ashton Warner Nanny Academy	25%
66	ITTI	25%
66	Kyrewood Equestrian Centre Limited	25%
69	<b>People Potential Limited</b>	<b>25%</b>
70	Solomon Group	24%
71	DAS International Academy	24%
72	ATC New Zealand	23%

Median: 74%

49	New Zealand Tertiary College Limited	83%
50	South Pacific Bible College	83%
50	Te Wananga Takiura	83%
52	Porse Education & Training	83%
53	New Zealand Institute of Sport	83%
54	EDENZ Colleges Ltd	83%
55	Skills 4 Work Incorporated	83%
56	Animation College New Zealand Limited	82%
57	Servilles Academy Limited	82%
58	Palmerston North School of Design Ltd	82%
59	Solomon Group	82%
60	ACG Tertiary & Careers	82%
61	East Auckland Performing Arts Limited	82%
62	Future Skills Academy Limited	82%
63	NZ College of Massage	82%
64	New Zealand College of Chinese Medicine	81%
65	Target Education	81%
66	IPU New Zealand	81%
67	Alpha Training Centre	80%
67	Good Shepherd College - Te Heparā Pai	80%
69	Agriculture New Zealand	80%
70	Workforce Development Limited	79%
71	The Cut Above Academy Limited	79%
72	Nelson Technical Institute Ltd	79%

Disclaimer: The results in this report are generated from data submitted by Tertiary Education Organisations. While efforts have been made to verify the information, the Tertiary Education Commission does not attest to the accuracy or completeness of the results.



# The Performance of Tertiary Education Organisations

www.tec.govt.nz



Tertiary Education Commission  
Te Amorangi Mātauranga Matua

## People Potential Limited

Organisation Type: Private Training Establishment

Year: 2015

Fund: Student Achievement Component

**Successful Completion of Courses**

This measure shows the proportion of courses in a given year that are successfully completed.

Median: 83%

73	New Zealand Institute of Sport	86%
74	Hungry Creek Art and Crafts School	86%
75	Avonmore Tertiary Institute	86%
76	Animation College New Zealand Limited	86%
77	Carey Baptist College	86%
78	Te Wananga Whare Tapere O Takitimu	85%
79	Wellpark College	85%
80	Bay of Plenty College of Homeopathy Ltd	85%
81	Corporate Academy Group	85%
82	Skills 4 Work Incorporated	85%
83	Agriculture New Zealand	85%
84	Te Wananga Takiura	85%
85	ACG Tertiary & Careers	85%
86	Naturopathic College of New Zealand	84%
87	DAS International Academy	84%
88	KIWA Institute of Education	84%
89	EnterpriseMIT	84%
90	Alphacrusis International College	83%
91	The Cut Above Academy Limited	83%
92	ACG Yoobee School of Design.	83%
93	NZ Inst of Electrolysis & Beauty Therapy	83%
94	The National School of Aesthetics	83%
95	South Pacific College of Natural Medicin	83%
96	NZ Graduate School of Education Limited	83%

**Completion of Qualifications**

This measure shows the proportion of students in a given year who complete a qualification.

Median: 79%

73	International College of Camille	82%
74	Blueprint for Learning	82%
75	ACG Tertiary & Careers	82%
76	The Methodist Mission	81%
77	Hillary Outdoors Education Centres	81%
78	Bay of Plenty College of Homeopathy Ltd	81%
79	Land Based Training Limited	81%
80	Carey Baptist College	81%
81	NZ Institute of Education 2007 Limited	80%
82	International Travel College of NZ	80%
83	<b>People Potential Limited</b>	<b>80%</b>
84	ACG Yoobee School of Design.	80%
85	NZ Inst of Electrolysis & Beauty Therapy	79%
86	School of Business Ltd	79%
87	KIWA Institute of Education	79%
88	Solomon Group	79%
89	Sue's Computer Training Company	79%
90	New Zealand School of Education Limited	78%
91	Skills Update Training Institute	78%
92	Excel Ministries - Performing Arts	78%
93	South Seas Film & Television School Ltd	78%
94	Advance Training Centres	78%
95	NZ Graduate School of Education Limited	78%
96	Community Colleges New Zealand Ltd	78%

**Student Progression to Higher Level Study**

This measure shows the proportion of students in a given year who progress to study at a higher level after completing a qualification at levels 1 - 4.

Median: 26%

73	Crown Institute of Studies	23%
74	Community Colleges New Zealand Ltd	22%
75	North Shore Language School	21%
76	Auckland Hotel & Chefs Training School	20%
77	Taratahi Agricultural Training Centre	20%
78	New Zealand School of Radio Limited	19%
79	Tectra Limited	19%
80	Quantum Education Group QT Limited	18%
81	International College of Camille	18%
82	Land Based Training Limited	16%
83	Manaakitanga Aotearoa Charitable Trust	16%
84	Polyethnic Institute of Studies	16%
85	Workforce Development Limited	16%
86	New Zealand Institute of Sport	15%
87	Sue's Computer Training Company	15%
87	Vineyard College	15%
89	New Zealand School of Education Limited	15%
90	Turanga Ararau	15%
91	National College of Security Personnel	14%
92	Alphacrusis International College	13%
92	Training For You Limited	13%
94	The National School of Aesthetics	12%
95	KIWA Institute of Education	11%
96	Premier Hairdressing Academy	11%

**Students Retained in Study**

This measure shows the proportion of students in a given year that complete a qualification or re-enrol at the same tertiary education organisation in the following year.

Median: 74%

73	Training For You Limited	79%
74	Air Hawkes Bay Limited	79%
75	Academy Group (NZ) Limited	79%
76	Excel Ministries - Performing Arts	79%
77	New Zealand Inst of Fashion Tech Ltd	78%
78	Hair to Train	78%
79	NZ School of Outdoor Studies Limited	78%
80	Turanga Ararau	78%
81	Premier Hairdressing Academy	78%
82	AMS Group Training	78%
83	Faith Bible College	77%
84	Pacific Int Hotel Management School Ltd	77%
85	ACG Yoobee School of Design.	77%
86	Design and Arts College of NZ Ltd	77%
87	HLC	77%
87	Maata Waka Enterprises	77%
89	Bethlehem Institute Limited	77%
90	NZ School of Food and Wine Ltd	77%
91	Hawk Enterprises Ltd	76%
92	Avonmore Tertiary Institute	76%
93	Auckland City Training School	76%
94	International Travel College of NZ	75%
95	NZ School of Acupuncture & TCM	75%
96	Polyethnic Institute of Studies	74%

Disclaimer: The results in this report are generated from data submitted by Tertiary Education Organisations. While efforts have been made to verify the information, the Tertiary Education Commission does not attest to the accuracy or completeness of the results.

# The Performance of Tertiary Education Organisations

www.tec.govt.nz



Tertiary Education Commission  
Te Amorangi Mātauranga Matua

## People Potential Limited

Organisation Type: **Private Training Establishment**

Year: **2015**

Fund: **Student Achievement Component**

**Successful Completion of Courses**

This measure shows the proportion of courses in a given year that are successfully completed.

Median: 83%

97	Laidlaw College Incorporated	83%
98	AMS Group Training	83%
99	Servilles Academy Limited	83%
100	Land Based Training Limited	82%
101	Waikato Aero Club (Inc)	82%
102	Hair to Train	82%
103	Fairview Educational Services Limited	82%
104	Design and Arts College of NZ Ltd	82%
105	Lotus Holistic Centre	82%
106	School of Business Ltd	82%
107	Solomon Group	82%
108	Blueprint for Learning	82%
109	Air Hawkes Bay Limited	81%
110	Success Maker Education Centre	81%
111	Elite Int School Of Beauty Therapy	81%
112	New Zealand Playcentre Federation Inc	81%
113	IPU New Zealand	81%
114	CTC Aviation Training (NZ) Limited	81%
115	Taratahi Agricultural Training Centre	81%
116	AIS St Helens	81%
117	The Learning Connexion Limited	81%
118	Training For You Limited	81%
119	Whitireia New Zealand Limited	80%
120	SAE Institute	80%

**Completion of Qualifications**

This measure shows the proportion of students in a given year who complete a qualification.

Median: 79%

97	Wellpark College	77%
98	ITTI	77%
99	Lifeway College	77%
100	Design and Arts College of NZ Ltd	76%
101	New Zealand Institute of Sport	76%
102	Harrington\Vaughan Academy of Hairdress	76%
103	Good Shepherd College - Te Heparā Pai	76%
104	Auckland Hotel & Chefs Training School	76%
105	Servilles Academy Limited	75%
106	Hair to Train	75%
107	English Teaching College	75%
108	The National School of Aesthetics	74%
109	IPU New Zealand	73%
109	Te Roopu A Iwi o Te Arawa	73%
111	Education Action Limited	73%
112	North Shore Helicopter Training Ltd	72%
113	DAS International Academy	72%
114	New Zealand Welding School	71%
115	Nelson Technical Institute Ltd	71%
116	Air Hawkes Bay Limited	71%
117	Agribusiness Training Limited	71%
118	Success Maker Education Centre	70%
119	G & H Training	70%
120	Queenstown Resort College	69%

**Student Progression to Higher Level Study**

This measure shows the proportion of students in a given year who progress to study at a higher level after completing a qualification at levels 1 - 4.

Median: 26%

97	Success Maker Education Centre	11%
98	Agriculture New Zealand	11%
99	Agribusiness Training Limited	11%
100	Netcor Campus (NZ Education & Tourism)	11%
101	HLC	10%
102	Samala Robinson Academy Ltd	10%
103	Porse Education & Training	9%
104	Mr Barber Training Centre	9%
105	Aromaflex Academy	8%
105	EnterpriseMIT	8%
107	Air New Zealand Aviation Institute	8%
108	Skills Update Training Institute	8%
109	NZ School of Food and Wine Ltd	8%
110	Safety N Action Limited	7%
111	Wellcare Education Limited	7%
112	G & H Training	7%
113	Taruna College	7%
114	Blueprint for Learning	6%
115	Ag Challenge Limited	6%
116	Nelson Technical Institute Ltd	5%
117	Waikato Institute for Leisure and Sport	4%
117	Waikato Institute of Education	4%
119	School of Business Ltd	4%
120	AMS Group Training	3%

**Students Retained in Study**

This measure shows the proportion of students in a given year that complete a qualification or re-enrol at the same tertiary education organisation in the following year.

Median: 74%

97	New Zealand Management Academies	74%
98	Hungry Creek Art and Crafts School	74%
99	Elite Int School Of Beauty Therapy	74%
100	Laidlaw College Incorporated	74%
101	Fairview Educational Services Limited	73%
102	Auckland Hotel & Chefs Training School	73%
103	Sue's Computer Training Company	72%
104	ITTI	72%
105	Netcor Campus (NZ Education & Tourism)	72%
105	New Zealand School of Education Limited	72%
107	Waikato Institute for Leisure and Sport	72%
108	International College of Camille	72%
109	SAE Institute	71%
110	International Aviation Academy of NZ Ltd	71%
111	Success Maker Education Centre	71%
112	ATC New Zealand	70%
113	KIWA Institute of Education	70%
114	Eastwest Coll of Intercultural Studies	70%
114	Onsite Education	70%
116	Wellpark College	70%
117	South Pacific College of Natural Medicin	70%
118	Carey Baptist College	69%
119	G & H Training	68%
120	The Learning Connexion Limited	68%

Disclaimer: The results in this report are generated from data submitted by Tertiary Education Organisations. While efforts have been made to verify the information, the Tertiary Education Commission does not attest to the accuracy or completeness of the results.



## People Potential Limited

Organisation Type: **Private Training Establishment**

Year: **2015**

Fund: **Student Achievement Component**

**Successful Completion of Courses**

This measure shows the proportion of courses in a given year that are successfully completed.

Median: 83%

121	Auckland Hotel & Chefs Training School	80%
122	New Zealand Inst of Fashion Tech Ltd	80%
123	Palmerston North School of Design Ltd	80%
124	Waikato School of Hairdressing Limited	79%
125	Evolution School of Holistic Therapies	79%
126	Hawk Enterprises Ltd	79%
127	Onsite Education	79%
128	International Travel College of NZ	79%
129	The Methodist Mission	79%
130	Ag Challenge Limited	79%
131	International College of Camille	79%
132	New Zealand Welding School	78%
133	Excel Ministries - Performing Arts	78%
134	Queens Academic Group Limited	78%
135	Te Kohanga Reo National Trust Board	78%
136	The Professional Bar & Restaurant School	77%
137	Media Design School Limited	77%
138	Te Roopu A Iwi o Te Arawa	77%
139	English Teaching College	76%
140	Agribusiness Training Limited	76%
141	Wellcare Education Limited	76%
142	ICL Business School	76%
143	Waikato Institute for Leisure and Sport	75%
144	Nelson Technical Institute Ltd	75%

**Completion of Qualifications**

This measure shows the proportion of students in a given year who complete a qualification.

Median: 79%

121	South Pacific College of Natural Medicin	68%
122	ATC New Zealand	67%
123	Whitireia New Zealand Limited	67%
124	Animation College New Zealand Limited	67%
125	Waikato School of Hairdressing Limited	67%
126	Onsite Education	66%
127	Waikato Institute of Education	66%
128	Pacific Coast Technical Institute	64%
129	Taranaki Educare	64%
130	Quantum Education Group QT Limited	63%
131	Cornerstone Education	63%
132	Fairview Educational Services Limited	63%
133	The Hairdressing Academy & Col of Beauty	62%
134	Elliott Hairdressing Training Centre Ltd	62%
135	Quantum Education Group ES Ltd	61%
136	Alphacrusis International College	61%
137	Te Kohanga Reo National Trust Board	61%
138	Workforce Development Limited	61%
139	The Professional Bar & Restaurant School	61%
140	Alpha Training Centre	60%
141	Academy Group (NZ) Limited	59%
142	Aromaflex Academy	58%
143	Netcor Campus (NZ Education & Tourism)	57%
144	Waikato Institute for Leisure and Sport	55%

**Student Progression to Higher Level Study**

This measure shows the proportion of students in a given year who progress to study at a higher level after completing a qualification at levels 1 - 4.

Median: 26%

121	Alpha Training Centre	0%
121	Carey Baptist College	0%
121	Construction Trade Training Unit	0%
121	Fairview Educational Services Limited	0%
121	Lotus Holistic Centre	0%
121	Mara Marketing Limited	0%
121	New Zealand College of Chinese Medicine	0%
121	NZ Inst of Electrolysis & Beauty Therapy	0%
121	The College of Future Learning NZ Ltd	0%

**Students Retained in Study**

This measure shows the proportion of students in a given year that complete a qualification or re-enrol at the same tertiary education organisation in the following year.

Median: 74%

121	Waikato School of Hairdressing Limited	68%
122	DAS International Academy	68%
123	Quantum Education Group QT Limited	67%
124	CTC Aviation Training (NZ) Limited	67%
124	Lifeway College	67%
124	Royal Business College Limited	67%
124	Taruna College	67%
128	The Professional Bar & Restaurant School	66%
129	Tectra Limited	66%
130	Te Kohanga Reo National Trust Board	66%
131	The College of Future Learning NZ Ltd	65%
132	Te Wananga Whare Tapere O Takitimu	64%
133	Agribusiness Training Limited	64%
134	ICL Business School	64%
135	Te Roopu A Iwi o Te Arawa	64%
136	Whitireia New Zealand Limited	64%
137	Wellcare Education Limited	63%
138	Aperfield Montessori Trust	63%
139	Elliott Hairdressing Training Centre Ltd	62%
139	New Zealand Welding School	62%
141	Cornerstone Education	62%
142	Catholic Institute of Aotearoa NZ	61%
143	Corporate Academy Group	61%
144	North Shore International Academy (NSIA)	60%

Disclaimer: The results in this report are generated from data submitted by Tertiary Education Organisations. While efforts have been made to verify the information, the Tertiary Education Commission does not attest to the accuracy or completeness of the results.





## People Potential Limited

Organisation Type: **Private Training Establishment**

Year: **2015**

Fund: **Student Achievement Component**

**Successful Completion of Courses**

This measure shows the proportion of courses in a given year that are successfully completed.

Median: 83%

145	Academy Group (NZ) Limited	75%
146	National Trade Academy Ltd	75%
147	The Hairdressing Academy & Col of Beauty	75%
148	<b>People Potential Limited</b>	<b>74%</b>
149	Lifeway College	74%
150	Skills Update Training Institute	73%
151	Workforce Development Limited	72%
152	New Zealand School of Education Limited	72%
153	Harrington\Vaughan Academy of Hairdress	72%
154	ATC New Zealand	71%
155	Community Colleges New Zealand Ltd	71%
156	Quantum Education Group ES Ltd	71%
157	Education Action Limited	71%
158	G & H Training	71%
159	Cornerstone Education	70%
160	Future Skills Academy Limited	70%
161	Quantum Education Group QT Limited	68%
162	Anamata PTE - Whakatane	68%
163	Pacific Coast Technical Institute	68%
164	Taruna College	68%
165	Maata Waka Enterprises	65%
166	Patricks School of Hairdressing Limited	63%
167	Pacific Training Institute (PTI)	63%
168	National College of Security Personnel	63%

**Completion of Qualifications**

This measure shows the proportion of students in a given year who complete a qualification.

Median: 79%

145	Media Design School Limited	55%
146	Crown Institute of Studies	54%
147	Te Wananga Whare Tapere O Takitimu	54%
148	Taruna College	52%
149	Samala Robinson Academy Ltd	51%
150	Ag Challenge Limited	50%
151	Palmerston North School of Design Ltd	49%
152	Maata Waka Enterprises	49%
153	Bethlehem Institute Limited	49%
154	Quantum Education Group Limited	48%
155	Hawk Enterprises Ltd	47%
156	National Trade Academy Ltd	46%
157	Safety N Action Limited	45%
158	National College of Security Personnel	45%
159	Naturopathic College of New Zealand	44%
160	Queens Academic Group Limited	44%
161	Lotus Holistic Centre	43%
162	BEST Pacific Institute of Education Ltd	42%
163	The College of Future Learning NZ Ltd	42%
164	Pacific Training Institute (PTI)	41%
165	Martin-Hautus	39%
166	Patricks School of Hairdressing Limited	34%
167	North Shore International Academy (NSIA)	34%
168	CTC Aviation Training (NZ) Limited	30%

**Student Progression to Higher Level Study**

This measure shows the proportion of students in a given year who progress to study at a higher level after completing a qualification at levels 1 - 4.

Median: 26%

145	Quantum Education Group Limited	60%
146	Samala Robinson Academy Ltd	60%
147	Waikato Institute of Education	59%
148	Alphacrusis International College	59%
149	Skills Update Training Institute	59%
150	Ag Challenge Limited	58%
151	The Hairdressing Academy & Col of Beauty	58%
152	Queens Academic Group Limited	58%
153	Martin-Hautus	57%
154	Bay of Plenty College of Homeopathy Ltd	57%
155	Ardmore Flying School	57%
156	VETEL	56%
157	EastBay Rural Education Activities Inc.	56%
158	Tipu Ora	55%
159	SENZ Training and Employment Centre	54%
160	Crown Institute of Studies	54%
161	National College of Security Personnel	50%
162	Quantum Education Group ES Ltd	49%
163	Aromaflex Academy	48%
164	Naturopathic College of New Zealand	48%
165	English Teaching College	47%
166	Lotus Holistic Centre	47%
167	Taratahi Agricultural Training Centre	46%
168	Pacific Training Institute (PTI)	46%

**Students Retained in Study**

This measure shows the proportion of students in a given year that complete a qualification or re-enrol at the same tertiary education organisation in the following year.

Median: 74%

145	Quantum Education Group Limited	60%
146	Samala Robinson Academy Ltd	60%
147	Waikato Institute of Education	59%
148	Alphacrusis International College	59%
149	Skills Update Training Institute	59%
150	Ag Challenge Limited	58%
151	The Hairdressing Academy & Col of Beauty	58%
152	Queens Academic Group Limited	58%
153	Martin-Hautus	57%
154	Bay of Plenty College of Homeopathy Ltd	57%
155	Ardmore Flying School	57%
156	VETEL	56%
157	EastBay Rural Education Activities Inc.	56%
158	Tipu Ora	55%
159	SENZ Training and Employment Centre	54%
160	Crown Institute of Studies	54%
161	National College of Security Personnel	50%
162	Quantum Education Group ES Ltd	49%
163	Aromaflex Academy	48%
164	Naturopathic College of New Zealand	48%
165	English Teaching College	47%
166	Lotus Holistic Centre	47%
167	Taratahi Agricultural Training Centre	46%
168	Pacific Training Institute (PTI)	46%

Disclaimer: The results in this report are generated from data submitted by Tertiary Education Organisations. While efforts have been made to verify the information, the Tertiary Education Commission does not attest to the accuracy or completeness of the results.



## People Potential Limited

Organisation Type: **Private Training Establishment**

Year: **2015**

Fund: **Student Achievement Component**

**Successful Completion of Courses**

This measure shows the proportion of courses in a given year that are successfully completed.

Median: 83%

169	Quantum Education Group Limited	63%
170	East Auckland Performing Arts Limited	62%
171	Elliott Hairdressing Training Centre Ltd	62%
172	Netcor Campus (NZ Education & Tourism)	56%
173	BEST Pacific Institute of Education Ltd	54%
174	The College of Future Learning NZ Ltd	54%
175	Trade Education Limited	53%
176	Te Kura Motuhake o Te Ataarangi Inc	52%
177	Martin-Hautus	48%
178	HFT Limited	43%
179	Literacy Aotearoa	42%
180	Helipro Aviation	24%
181	Tectra Limited	11%
182	NZ College of Early Childhood Education	4%
183	Computer Power (NZ) Ltd (Spherion)	3%
184	Construction Trade Training Unit	0%

**Completion of Qualifications**

This measure shows the proportion of students in a given year who complete a qualification.

Median: 79%

169	Aperfield Montessori Trust	28%
170	Literacy Aotearoa	28%
171	Anamata PTE - Whakatane	17%
172	Tectra Limited	15%
173	Computer Power (NZ) Ltd (Spherion)	
173	Construction Trade Training Unit	
173	Evolution School of Holistic Therapies	
173	Helipro Aviation	
173	HFT Limited	
173	New Zealand Inst of Fashion Tech Ltd	
173	New Zealand Playcentre Federation Inc	
173	NZ College of Early Childhood Education	
173	Pathways Bible and Mission College	
173	Te Kura Motuhake o Te Ataarangi Inc	
173	Trade Education Limited	
173	Waikato Aero Club (Inc)	

**Student Progression to Higher Level Study**

This measure shows the proportion of students in a given year who progress to study at a higher level after completing a qualification at levels 1 - 4.

Median: 26%

169	Safety N Action Limited	45%
170	Patricks School of Hairdressing Limited	44%
171	Manaakitanga Aotearoa Charitable Trust	39%
172	HFT Limited	38%
173	Anamata PTE - Whakatane	38%
174	National Council of YMCAs of New Zealand	35%
175	Trinity Methodist Theological College	33%
176	BEST Pacific Institute of Education Ltd	30%
177	NZ College of Early Childhood Education	30%
178	Construction Trade Training Unit	29%
179	Literacy Aotearoa	29%
180	Waikato Aero Club (Inc)	29%
181	Alphacrucis Limited	25%
182	Hillary Outdoors Education Centres	22%
183	New Zealand Playcentre Federation Inc	17%
184	Mara Marketing Limited	5%
185	Pathways Bible and Mission College	3%
186	Action Adventure	0%
186	Advanced Training Academy Limited	0%
186	Computer Power (NZ) Ltd (Spherion)	0%
186	Helipro Aviation	0%
186	KAAT Trust	0%
186	Te Ata Hou Trust	0%
186	Trade Education Limited	0%

**Students Retained in Study**

This measure shows the proportion of students in a given year that complete a qualification or re-enrol at the same tertiary education organisation in the following year.

Median: 74%

169	Safety N Action Limited	45%
170	Patricks School of Hairdressing Limited	44%
171	Manaakitanga Aotearoa Charitable Trust	39%
172	HFT Limited	38%
173	Anamata PTE - Whakatane	38%
174	National Council of YMCAs of New Zealand	35%
175	Trinity Methodist Theological College	33%
176	BEST Pacific Institute of Education Ltd	30%
177	NZ College of Early Childhood Education	30%
178	Construction Trade Training Unit	29%
179	Literacy Aotearoa	29%
180	Waikato Aero Club (Inc)	29%
181	Alphacrucis Limited	25%
182	Hillary Outdoors Education Centres	22%
183	New Zealand Playcentre Federation Inc	17%
184	Mara Marketing Limited	5%
185	Pathways Bible and Mission College	3%
186	Action Adventure	0%
186	Advanced Training Academy Limited	0%
186	Computer Power (NZ) Ltd (Spherion)	0%
186	Helipro Aviation	0%
186	KAAT Trust	0%
186	Te Ata Hou Trust	0%
186	Trade Education Limited	0%

Disclaimer: The results in this report are generated from data submitted by Tertiary Education Organisations. While efforts have been made to verify the information, the Tertiary Education Commission does not attest to the accuracy or completeness of the results.



## The Private Training Establishment sector

Year: 2015

Fund: Youth Guarantee



### Successful Completion of Courses

Level 1	62%
Level 2	60%
Level 3	75%

\* Information is not available for this level group.

This measure shows the proportion of courses in a given year that are successfully completed.



### Completion of Qualifications

Level 1	64%
Level 2	59%
Level 3	71%

\* Information is not available for this level group.

This measure shows the proportion of students in a given year who complete a qualification.



### Student Progression to Higher Level Study

Level 1	51%
Level 2	29%
Level 3	35%

\* Information is not available for this level group.

This measure shows the proportion of students in a given year who progress to study at a higher level after completing a qualification at levels 1 - 4.



### Students Retained in Study

Level 1	47%
Level 2	55%
Level 3	* %

\* Information is not available for this level group.

This measure shows the proportion of students in a given year that complete a qualification or re-enrol at the same tertiary education organisation in the following year.

## About the Private Training Establishment sector Government expectations of the Private Training Establishment sector

In 2015 the TEC funded 227 Private Training Establishments (PTEs) through its Student Achievement Component fund and/or Youth Guarantee fund.

The size and characteristics of PTEs vary. Smaller specialised PTEs may offer a single qualification for fewer than 20 equivalent full-time students (EFTS). The largest PTEs may offer a range of qualifications to over a thousand EFTS. For these reasons comparing PTEs may be difficult.

The government expects PTEs to:

- Work with employers to ensure provision meets employment and industry needs
- Get at-risk young people into a career or further education
- Enable Maori and Pasifika learners to progress from foundation level education to higher levels of learning
- Improve adult literacy and numeracy

### Tertiary Education Strategy

The Tertiary Education Strategy (TES) sets high expectations for TEO performance and attaining better outcomes especially for skills for industry, Maori and Pasifika learners, at risk young people and for adult literacy and numeracy.

### Context

Number of students in total: 9,733

Number of equivalent full-time student places: 6,233

Student ethnicity*		Level of study	
European	44%	Level 1	30%
Maori	50%	Level 2	50%
Pacific	21%	Level 3	20%
Asian	2%		
Other	2%		

\*Total may exceed 100% as some students identify with more than one ethnicity.



## People Potential Limited

Organisation Type: Private Training Establishment

Year: 2015 Fund: Youth Guarantee



### Successful Completion of Courses

All Levels of Study	73%
Level 1	63%
Level 2	*
Level 3	*

68%

\* Information is not available for this level group.



### Completion of Qualifications

All Levels of Study	82%
Level 1	78%
Level 2	*
Level 3	*

78%

\* Information is not available for this level group.



### Student Progression to Higher Level Study

Level 1 - 4 Study	63%
Level 1	17%
Level 2	*
Level 3	*

37%

\* Information is not available for this level group.



### Students Retained in Study

All Levels of Study	72%
Level 1	87%
Level 2	*
Level 3	*

78%

\* Information is not available for this level group.

This measure shows the proportion of courses in a given year that are successfully completed.

This measure shows the proportion of students in a given year who complete a qualification.

This measure shows the proportion of students in a given year who progress to study at a higher level after completing a qualification at levels 1 - 4.

This measure shows the proportion of students in a given year that complete a qualification or re-enrol at the same tertiary education organisation in the following year.

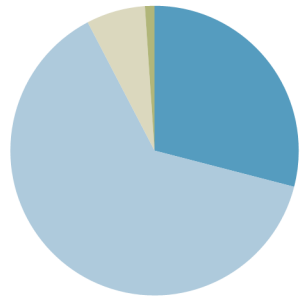
### Context

EFTS\*: 201  
Students: 241

Further information about student characteristics may be available on the organisation's website.

\* Number of equivalent full time students.

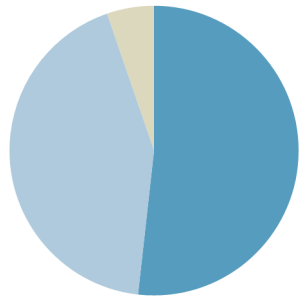
### Student Ethnicity\*



European	35%
Maori	75%
Pacific	8%
Asian	0%
Other	1%

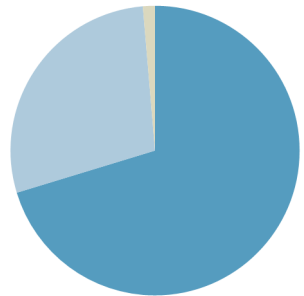
\* Total may exceed 100% as some students identify with more than one ethnicity.

### Level of Study



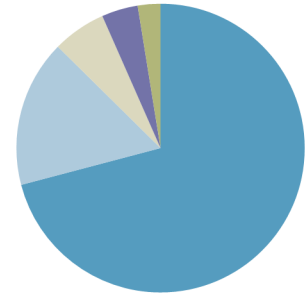
Level 1	52%
Level 2	43%
Level 3	5%

### Student Age



17 Years and Under	70%
18 - 19	28%
20 - 24	1%
25 - 39	0%
40 Years and Over	0%

### Subject Area



Mixed Field Programmes	71%
Management & Commerce	16%
Food & Hospitality	6%
Society & Culture	4%
Other	3%

### Contacts

PO Box 1798  
WHANGAREI 0010  
New Zealand  
09 437 7593

<http://www.peoplepotential.co.nz>



## People Potential Limited

Organisation Type: Private Training Establishment

Year: 2015

Fund: Youth Guarantee

**Successful Completion of Courses**

This measure shows the proportion of courses in a given year that are successfully completed.

Median: 61%

1	U Turn Community Training Services	100%
2	Responsive Trade Education Limited	97%
3	SPI Institute Limited	97%
4	Westport Deep Sea Fishing School	96%
5	New Zealand Management Academies	94%
6	New Zealand School of Tourism	94%
7	Mara Marketing Limited	92%
8	Premier Hairdressing Academy	88%
9	Lakeland Learning Company Limited	87%
10	Wai Ora Christian Community Trust	87%
11	Training For You Limited	87%
12	Avon City Ford Training Services	84%
13	Te Kaupapa Training Limited	83%
14	The Cut Above Academy Limited	82%
15	Turanga Ararau	82%
16	Capital Training	82%
17	Service Skills Centre	82%
18	MSL Training Ltd	81%
19	Harrington\Vaughan Academy of Hairdress	81%
20	Auckland Hotel & Chefs Training School	79%
21	New Zealand Institute of Sport	79%
22	Strive Community Trust Training	79%
23	Kershaw Training Enterprises	78%
24	Servilles Academy Limited	77%

**Completion of Qualifications**

This measure shows the proportion of students in a given year who complete a qualification.

Median: 62%

1	Capital Training	100%
1	Corporate Academy Group	100%
1	Nelson Training Centre	100%
1	U Turn Community Training Services	100%
5	Training For You Limited	97%
6	Service Skills Centre	97%
7	New Zealand Management Academies	96%
8	New Zealand School of Tourism	96%
9	Employ NZ	92%
10	Lakeland Learning Company Limited	90%
11	The Hairdressing College	87%
12	Responsive Trade Education Limited	87%
13	Strive Community Trust Training	83%
14	The Cut Above Academy Limited	80%
15	Harrington\Vaughan Academy of Hairdress	78%
16	People Potential Limited	78%
17	National Council of YMCAs of New Zealand	78%
18	Servilles Academy Limited	77%
19	ACG Tertiary & Careers	76%
20	New Zealand Institute of Sport	76%
21	School of Business Ltd	75%
22	Premier Hairdressing Academy	75%
23	Avonmore Tertiary Institute	75%
24	Kershaw Training Enterprises	74%

**Student Progression to Higher Level Study**

This measure shows the proportion of students in a given year who progress to study at a higher level after completing a qualification at levels 1 - 4.

Median: 33%

1	Harrington\Vaughan Academy of Hairdress	82%
2	New Zealand School of Tourism	78%
3	Orongomai Marae Community Centre Trust	75%
4	Auckland Hotel & Chefs Training School	69%
5	New Zealand Management Academies	68%
6	Whakato Te Matauranga	64%
7	The Cut Above Academy Limited	62%
8	Employ NZ	60%
9	Matapuna Training Centre	59%
10	Lakeland Learning Company Limited	57%
11	Strive Community Trust Training	57%
12	The College of Future Learning NZ Ltd	57%
13	Servilles Academy Limited	56%
13	VisionWest Community Trust	56%
15	VETEL	53%
16	New Zealand Institute of Sport	52%
17	Sobieski Consultants (Training Division)	52%
18	Advance Training Centres	52%
19	MSL Training Ltd	51%
20	ACG Tertiary & Careers	51%
21	Martin-Hautus	50%
21	Te Kokiri Development Consultancy Inc	50%
23	Service Skills Centre	48%
24	Capital Training	48%

**Students Retained in Study**

This measure shows the proportion of students in a given year that complete a qualification or re-enrol at the same tertiary education organisation in the following year.

Median: 54%

1	Service Skills Centre	93%
2	New Zealand Welding School	92%
3	New Zealand School of Tourism	88%
4	Palmerston North School of Design Ltd	88%
5	Nelson Training Centre	85%
6	Kokiri Marae Keriana Olsen Trust	83%
7	Ag Challenge Limited	82%
8	Advance Training Centres	80%
9	Lakeland Learning Company Limited	80%
10	National Trade Academy Ltd	79%
11	The Hairdressing College	79%
12	U Turn Community Training Services	79%
13	New Zealand Management Academies	79%
14	People Potential Limited	78%
15	Premier Hairdressing Academy	76%
16	New Zealand Institute of Sport	76%
17	Maniapoto Training Agency	74%
18	Responsive Trade Education Limited	74%
19	Avon City Ford Training Services	74%
20	HLC	73%
21	Nelson Technical Institute Ltd	73%
22	Te Kokiri Development Consultancy Inc	73%
23	Education Action Limited	72%
24	Matapuna Training Centre	72%

Disclaimer: The results in this report are generated from data submitted by Tertiary Education Organisations. While efforts have been made to verify the information, the Tertiary Education Commission does not attest to the accuracy or completeness of the results.





## People Potential Limited

Organisation Type: Private Training Establishment

Year: 2015 Fund: Youth Guarantee

**Successful Completion of Courses**

This measure shows the proportion of courses in a given year that are successfully completed.

**Completion of Qualifications**

This measure shows the proportion of students in a given year who complete a qualification.

**Student Progression to Higher Level Study**

This measure shows the proportion of students in a given year who progress to study at a higher level after completing a qualification at levels 1 - 4.

**Students Retained in Study**

This measure shows the proportion of students in a given year that complete a qualification or re-enrol at the same tertiary education organisation in the following year.

	Median: 61%
25 Taranaki Educare	77%
26 Avonmore Tertiary Institute	76%
27 The Hairdressing College	76%
28 Community Colleges New Zealand Ltd	76%
29 Hair to Train	75%
30 ACG Tertiary & Careers	75%
31 Taratahi Agricultural Training Centre	74%
32 ATC New Zealand	74%
33 Employ NZ	73%
34 Nelson Training Centre	73%
35 HLC	72%
36 C Hayes Engineering Training Division	71%
37 Advance Training Centres	71%
38 Palmerston North School of Design Ltd	71%
39 Fairview Educational Services Limited	71%
40 Corporate Academy Group	70%
41 Land Based Training Limited	70%
42 Waikato School of Hairdressing Limited	68%
<b>43 People Potential Limited</b>	<b>68%</b>
44 Agriculture New Zealand	66%
45 Trade Education Limited	66%
46 Horizon Education Limited	66%
47 Ag Challenge Limited	66%
48 Kokiri Marae Keriana Olsen Trust	66%

	Median: 62%
25 Maniapoto Training Agency	74%
26 FEATS Ltd	73%
27 Turanga Ararau	73%
28 Community Colleges New Zealand Ltd	72%
29 Front-Line Training Consultancy Limited	70%
30 SENZ Training and Employment Centre	70%
31 Ag Challenge Limited	69%
32 MSL Training Ltd	67%
33 The Salvation Army Employment Plus	67%
34 Kokiri Marae Keriana Olsen Trust	66%
35 ATC New Zealand	65%
36 Hair to Train	65%
37 Mara Marketing Limited	65%
38 Waikato School of Hairdressing Limited	65%
39 Future Skills Academy Limited	65%
40 Horizon Education Limited	64%
41 Pacific Coast Technical Institute	64%
42 Land Based Training Limited	64%
43 Education Action Limited	63%
44 C Hayes Engineering Training Division	63%
45 Advance Training Centres	62%
46 HLC	62%
47 New Zealand Welding School	62%
48 BEST Pacific Institute of Education Ltd	61%

	Median: 33%
25 Target Education	47%
26 Kershaw Training Enterprises	47%
27 Morrinsville Training Centre Ltd	46%
28 Fairview Educational Services Limited	45%
29 Education Action Limited	45%
30 Turanga Ararau	43%
31 Training For You Limited	42%
32 Front-Line Training Consultancy Limited	42%
32 Waikato School of Hairdressing Limited	42%
34 ACTS Institute of New Zealand	41%
34 Kokiri Training Centre	41%
36 ATC New Zealand	40%
37 Dunedin Training Centre	40%
37 G & H Training	40%
39 SENZ Training and Employment Centre	39%
39 Workforce Development Limited	39%
41 SPI Institute Limited	39%
42 U Turn Community Training Services	38%
<b>43 People Potential Limited</b>	<b>37%</b>
44 Academy Group (NZ) Limited	36%
45 BEST Pacific Institute of Education Ltd	36%
46 The Hairdressing College	35%
47 Future Skills Academy Limited	35%
48 FEATS Ltd	33%

	Median: 54%
25 Auckland Hotel & Chefs Training School	71%
26 Harrington\Vaughan Academy of Hairdress	71%
27 Capital Training	70%
28 Servilles Academy Limited	70%
29 Community Colleges New Zealand Ltd	70%
30 Future Skills Academy Limited	69%
31 Land Based Training Limited	69%
32 Taranaki Educare	69%
33 Pacific Coast Technical Institute	69%
34 MSL Training Ltd	68%
35 The Cut Above Academy Limited	66%
36 VETEL	66%
37 ACG Tertiary & Careers	65%
38 Bay Agricultural Training Limited	65%
39 Sobieski Consultants (Training Division)	65%
40 Front-Line Training Consultancy Limited	64%
41 Waikato School of Hairdressing Limited	63%
42 Strive Community Trust Training	63%
43 Fairview Educational Services Limited	62%
44 Turanga Ararau	61%
45 National Council of YMCAs of New Zealand	60%
46 The College of Future Learning NZ Ltd	60%
47 Training For You Limited	60%
48 Avonmore Tertiary Institute	59%

Disclaimer: The results in this report are generated from data submitted by Tertiary Education Organisations. While efforts have been made to verify the information, the Tertiary Education Commission does not attest to the accuracy or completeness of the results.



## People Potential Limited

Organisation Type: **Private Training Establishment**

Year: **2015** Fund: **Youth Guarantee**

**Successful Completion of Courses**

This measure shows the proportion of courses in a given year that are successfully completed.

**Completion of Qualifications**

This measure shows the proportion of students in a given year who complete a qualification.

**Student Progression to Higher Level Study**

This measure shows the proportion of students in a given year who progress to study at a higher level after completing a qualification at levels 1 - 4.

**Students Retained in Study**

This measure shows the proportion of students in a given year that complete a qualification or re-enrol at the same tertiary education organisation in the following year.

Median: 61%

49	VisionWest Community Trust	64%
50	SENZ Training and Employment Centre	63%
51	Target Education	62%
52	Trade and Commerce Centre	61%
53	BEST Pacific Institute of Education Ltd	61%
54	New Zealand Welding School	61%
55	ACTS Institute of New Zealand	61%
56	Future Skills Academy Limited	60%
57	Bay Agricultural Training Limited	59%
58	Skills Update Training Institute	58%
59	National Trade Academy Ltd	58%
60	Regent Training Centre Limited	57%
61	Sobieski Consultants (Training Division)	57%
62	National Council of YMCAs of New Zealand	57%
63	Education Action Limited	56%
64	Academy Group (NZ) Limited	56%
65	FEATS Ltd	55%
66	New Zealand Equine Training Limited	55%
67	The Salvation Army Employment Plus	55%
68	The Methodist Mission	55%
69	ACG Yoobee School of Design.	54%
70	Te Arawa Lakes Trust	53%
71	EnterpriseMIT	52%
72	Orongomai Marae Community Centre Trust	51%

Median: 62%

49	VisionWest Community Trust	60%
50	Auckland Hotel & Chefs Training School	58%
51	Career NetWork Ltd	58%
52	Morrinsville Training Centre Ltd	58%
53	SPI Institute Limited	58%
54	Taranaki Educare	55%
55	ACG Yoobee School of Design.	54%
56	Agriculture New Zealand	54%
57	Palmerston North School of Design Ltd	53%
58	National Trade Academy Ltd	53%
59	Regent Training Centre Limited	52%
60	Fairview Educational Services Limited	52%
61	Target Education	52%
62	G & H Training	51%
63	Nelson Technical Institute Ltd	51%
64	Skills Update Training Institute	49%
65	Wai Ora Christian Community Trust	49%
66	Trade and Commerce Centre	49%
67	EnterpriseMIT	48%
68	Matapuna Training Centre	44%
69	ACTS Institute of New Zealand	44%
70	Sobieski Consultants (Training Division)	44%
71	Abel Tasman Educational Trust	43%
72	New Zealand Equine Training Limited	43%

Median: 33%

48	New Zealand Equine Training Limited	33%
48	New Zealand Welding School	33%
51	Trade and Commerce Centre	33%
52	Quality Training Services	33%
53	Pacific Coast Technical Institute	32%
53	Taranaki Educare	32%
55	Land Based Training Limited	31%
56	Career NetWork Ltd	30%
57	Skills Update Training Institute	30%
58	National Council of YMCAs of New Zealand	30%
59	Taratahi Agricultural Training Centre	30%
60	Corporate Academy Group	29%
61	Palmerston North School of Design Ltd	29%
62	Avon City Ford Training Services	28%
63	Community Colleges New Zealand Ltd	27%
64	2 Meke Training Limited	25%
64	Enrich+	25%
64	Greymouth Life Learning Centre	25%
67	Nelson Technical Institute Ltd	24%
68	Avonmore Tertiary Institute	22%
69	National Trade Academy Ltd	22%
70	The Salvation Army Employment Plus	21%
71	Golden Bay Work Centre Trust	20%
71	Hair to Train	20%

Median: 54%

49	Employ NZ	57%
50	Horizon Education Limited	57%
51	Agriculture New Zealand	56%
52	Corporate Academy Group	55%
53	Wai Ora Christian Community Trust	55%
54	Abel Tasman Educational Trust	54%
55	Regent Training Centre Limited	54%
56	Kokiri Training Centre	54%
57	Orongomai Marae Community Centre Trust	53%
58	Target Education	53%
59	Kershaw Training Enterprises	52%
60	Skills Update Training Institute	52%
61	School of Business Ltd	51%
62	Trade and Commerce Centre	50%
63	C Hayes Engineering Training Division	50%
63	Hair to Train	50%
65	ATC New Zealand	50%
66	Martin-Hautus	49%
67	BEST Pacific Institute of Education Ltd	49%
68	ACTS Institute of New Zealand	48%
69	FEATS Ltd	48%
70	Gisborne Development Incorporated	47%
71	Taratahi Agricultural Training Centre	47%
72	Academy Group (NZ) Limited	47%

Disclaimer: The results in this report are generated from data submitted by Tertiary Education Organisations. While efforts have been made to verify the information, the Tertiary Education Commission does not attest to the accuracy or completeness of the results.



## People Potential Limited

Organisation Type: **Private Training Establishment**

Year: **2015** Fund: **Youth Guarantee**

**Successful Completion of Courses**

This measure shows the proportion of courses in a given year that are successfully completed.

Median: 61%

73	Pacific Coast Technical Institute	51%
74	Front-Line Training Consultancy Limited	51%
75	G & H Training	50%
76	Golden Bay Work Centre Trust	50%
77	Nelson Technical Institute Ltd	50%
78	Te Kokiri Development Consultancy Inc	50%
79	School of Business Ltd	50%
80	Maniapoto Training Agency	47%
81	Matapuna Training Centre	47%
82	Dunedin Training Centre	46%
83	Morrinsville Training Centre Ltd	44%
84	Career NetWork Ltd	43%
85	Greymouth Life Learning Centre	43%
86	Te Kotahitanga Training	38%
87	Workforce Development Limited	38%
88	Whakato Te Matauranga	38%
89	The College of Future Learning NZ Ltd	35%
90	KIWA Institute of Education	34%
91	Gisborne Development Incorporated	31%
92	VETEL	31%
93	Metal Tech Education Ltd	30%
94	Quality Training Services	29%
95	Abel Tasman Educational Trust	28%
96	Tautoko Work Trust	25%

**Completion of Qualifications**

This measure shows the proportion of students in a given year who complete a qualification.

Median: 62%

73	Academy Group (NZ) Limited	42%
74	VETEL	42%
75	Taratahi Agricultural Training Centre	41%
76	Te Kokiri Development Consultancy Inc	40%
77	The College of Future Learning NZ Ltd	39%
78	Bay Agricultural Training Limited	38%
79	Orongomai Marae Community Centre Trust	37%
80	Te Kotahitanga Training	36%
81	Whakato Te Matauranga	35%
82	Golden Bay Work Centre Trust	30%
83	KIWA Institute of Education	30%
84	The Methodist Mission	23%
85	Te Arawa Lakes Trust	23%
86	Gisborne Development Incorporated	20%
87	Workforce Development Limited	20%
88	Te Kaupapa Training Limited	17%
89	Dunedin Training Centre	17%
90	Quality Training Services	17%
91	Avon City Ford Training Services	9%
92	Metal Tech Education Ltd	7%
93	2 Meke Training Limited	
93	Advanced Training Academy Limited	
93	Bounce Back Training	
93	Greymouth Life Learning Centre	

**Student Progression to Higher Level Study**

This measure shows the proportion of students in a given year who progress to study at a higher level after completing a qualification at levels 1 - 4.

Median: 33%

71	Horizon Education Limited	20%
74	Maniapoto Training Agency	20%
75	Regent Training Centre Limited	18%
76	Kokiri Marae Keriana Olsen Trust	17%
77	Ag Challenge Limited	17%
77	Gisborne Development Incorporated	17%
77	School of Business Ltd	17%
80	HLC	11%
81	Agriculture New Zealand	10%
82	EnterpriseMIT	10%
83	Nelson Training Centre	8%
84	Responsive Trade Education Limited	5%
85	Advanced Training Academy Limited	0%
85	Bay Agricultural Training Limited	0%
85	Bounce Back Training	0%
85	C Hayes Engineering Training Division	0%
85	Maata Waka Enterprises	0%
85	Ngati Ruanui Tahua Iwi Authority Inc	0%
85	Premier Hairdressing Academy	0%
85	Te Kotahitanga E Mahi Kaha Trust	0%
85	The Methodist Mission	0%
85	Wai Ora Christian Community Trust	0%
85	YWCA Christchurch Inc	0%

**Students Retained in Study**

This measure shows the proportion of students in a given year that complete a qualification or re-enrol at the same tertiary education organisation in the following year.

Median: 54%

73	New Zealand Equine Training Limited	46%
74	2 Meke Training Limited	45%
75	The Methodist Mission	45%
76	G & H Training	45%
77	SENZ Training and Employment Centre	44%
78	Golden Bay Work Centre Trust	42%
79	The Salvation Army Employment Plus	41%
80	VisionWest Community Trust	41%
81	Workforce Development Limited	39%
82	Career NetWork Ltd	39%
83	Metal Tech Education Ltd	38%
84	Whakato Te Matauranga	33%
85	Quality Training Services	32%
86	Morrinsville Training Centre Ltd	30%
87	SPI Institute Limited	28%
88	Te Kaupapa Training Limited	25%
88	Te Kotahitanga E Mahi Kaha Trust	25%
88	Te Kotahitanga Training	25%
91	Dunedin Training Centre	23%
92	Enrich+	21%
92	Maata Waka Enterprises	21%
94	Greymouth Life Learning Centre	21%
95	Te Arawa Lakes Trust	20%
96	EnterpriseMIT	18%

Disclaimer: The results in this report are generated from data submitted by Tertiary Education Organisations. While efforts have been made to verify the information, the Tertiary Education Commission does not attest to the accuracy or completeness of the results.



## People Potential Limited

Organisation Type: **Private Training Establishment**

Year: **2015** Fund: **Youth Guarantee**

### Successful Completion of Courses

This measure shows the proportion of courses in a given year that are successfully completed.

Median: 61%

97	Maata Waka Enterprises	23%
98	YWCA Christchurch Inc	19%
99	Advanced Training Academy Limited	18%
100	2 Meke Training Limited	10%
101	Martin-Hautus	2%
102	Bounce Back Training	0%

### Completion of Qualifications

This measure shows the proportion of students in a given year who complete a qualification.

Median: 62%

93	Maata Waka Enterprises	
93	Martin-Hautus	
93	Tautoko Work Trust	
93	Trade Education Limited	
93	Westport Deep Sea Fishing School	
93	YWCA Christchurch Inc	

### Student Progression to Higher Level Study

This measure shows the proportion of students in a given year who progress to study at a higher level after completing a qualification at levels 1 - 4.

Median: 33%

### Students Retained in Study

This measure shows the proportion of students in a given year that complete a qualification or re-enrol at the same tertiary education organisation in the following year.

Median: 54%

97	Trade Education Limited	18%
98	Westport Deep Sea Fishing School	17%
99	Ngati Ruanui Tahua Iwi Authority Inc	9%
100	YWCA Christchurch Inc	8%
101	Bounce Back Training	8%
102	Advanced Training Academy Limited	5%
103	Mara Marketing Limited	4%
104	Auckland City Training School	0%
104	Ngati Awa Tertiary Training Organisation	0%
104	South Pacific Academy of Education	0%
104	Tautoko Work Trust	0%

Disclaimer: The results in this report are generated from data submitted by Tertiary Education Organisations. While efforts have been made to verify the information, the Tertiary Education Commission does not attest to the accuracy or completeness of the results.