



## The School sector

Year: 2015

Fund: Youth Guarantee



### Successful Completion of Courses

Level 1	47%
Level 2	76%
Level 3	* %

\* Information is not available for this level group.

This measure shows the proportion of courses in a given year that are successfully completed.



### Completion of Qualifications

Level 1	* %
Level 2	31%
Level 3	* %

\* Information is not available for this level group.

This measure shows the proportion of students in a given year who complete a qualification.



### Student Progression to Higher Level Study

Level 1	* %
Level 2	15%
Level 3	* %

\* Information is not available for this level group.

This measure shows the proportion of students in a given year who progress to study at a higher level after completing a qualification at levels 1 - 4.



### Students Retained in Study

Level 1	55%
Level 2	* %
Level 3	* %

\* Information is not available for this level group.

This measure shows the proportion of students in a given year that complete a qualification or re-enrol at the same tertiary education organisation in the following year.

### About the School sector

### Government expectations of the School sector

#### Context

Number of students in total: 90

Number of equivalent full-time student places: 53

#### Student ethnicity\*

Student ethnicity*		Level of study	
European	85%	Level 1	38%
Maori	17%	Level 2	62%
Pacific	1%	Level 3	0%
Asian	0%		
Other	0%		

\*Total may exceed 100% as some students identify with more than one ethnicity.

# The Performance of Tertiary Education Organisations

www.tec.govt.nz



Tertiary Education Commission  
Te Amorangi Mātauranga Matua

## Tokomairiro High School YG

Organisation Type: **School**

Year: **2015** Fund: **Youth Guarantee**



### Successful Completion of Courses

All Levels of Study

**100%**

Level 1 \*  
Level 2 \*  
Level 3 \*

\* Information is not available for this level group.



### Completion of Qualifications

All Levels of Study



### Student Progression to Higher Level Study

Level 1 - 4 Study

**8%**

Level 1 \*  
Level 2 \*  
Level 3 \*

\* Information is not available for this level group.



### Students Retained in Study

All Levels of Study

**62%**

Level 1 \*  
Level 2 \*  
Level 3 \*

\* Information is not available for this level group.

This measure shows the proportion of courses in a given year that are successfully completed.

This measure shows the proportion of students in a given year who complete a qualification.

This measure shows the proportion of students in a given year who progress to study at a higher level after completing a qualification at levels 1 - 4.

This measure shows the proportion of students in a given year that complete a qualification or re-enrol at the same tertiary education organisation in the following year.

### Context

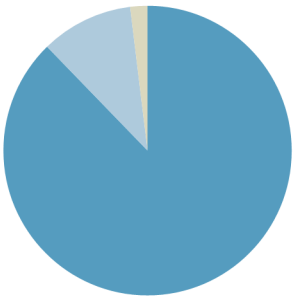
EFTS\*: 14

Students: 34

Further information about student characteristics may be available on the organisation's website.


\* Number of equivalent full time students.

### Student Ethnicity\*

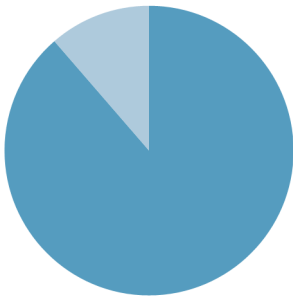


\* Total may exceed 100% as some students identify with more than one ethnicity.

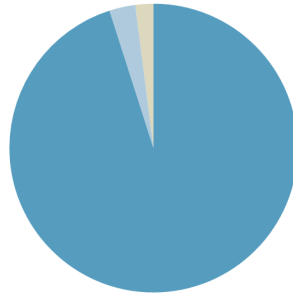
### Level of Study



### Student Age



### Subject Area



### Contacts

126 Union Street  
MILTON 9220  
New Zealand  
03417 7299

A Website is not available for this organisation.

Disclaimer: The results in this report are generated from data submitted by Tertiary Education Organisations. While efforts have been made to verify the information, the Tertiary Education Commission does not attest to the accuracy or completeness of the results.

Report Name: TEC-008016-2015-G001-Educational\_Performance\_Indicators-20160501\_closed\_YG.pdf

Report Version: 2

Asset ID: M0002v02

Page Title: Educational Performance & Contextual Information

Cutoff Type: Closed  
Date Effective: 1 May, 2016  
Date/Time Created: 03/08/2016 - 18:38



## Tokomairiro High School YG

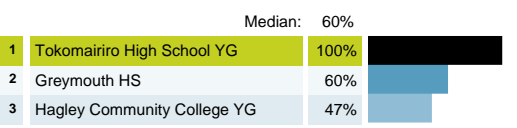
Organisation Type: **School**

Year: **2015**

Fund: **Youth Guarantee**

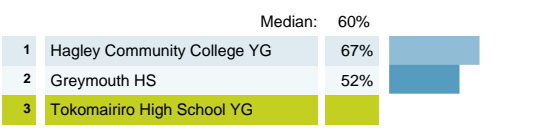
**Successful Completion of Courses**

This measure shows the proportion of courses in a given year that are successfully completed.



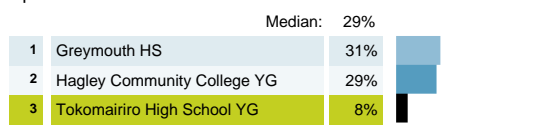
**Completion of Qualifications**

This measure shows the proportion of students in a given year who complete a qualification.



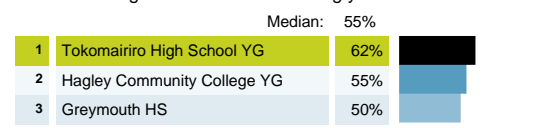
**Student Progression to Higher Level Study**

This measure shows the proportion of students in a given year who progress to study at a higher level after completing a qualification at levels 1 - 4.



**Students Retained in Study**

This measure shows the proportion of students in a given year that complete a qualification or re-enrol at the same tertiary education organisation in the following year.



Disclaimer: The results in this report are generated from data submitted by Tertiary Education Organisations. While efforts have been made to verify the information, the Tertiary Education Commission does not attest to the accuracy or completeness of the results.