



Performance of Tertiary Education Organisations

Education Performance Indicators (new methodologies)

Capital Training: 2015 Reporting Year

Content of this report

1. 2015 Rates for the four educational performance indicators showing the new methodologies

This report provides the 2015 rates for the educational performance indicators (EPIs) for Capital Training:

- first year retention rate (new methodology)
- cohort-based qualification completion rate (new methodology)
- course completion rate (existing methodology)
- progression rate (existing methodology).

The new methodologies provide a more meaningful reflection of a tertiary education organisation's performance. Unlike the EFTS-weighted qualification completion rate, the cohort-based measure tracks individual enrolments in qualifications and is not susceptible to rate changes due to external factors such as fluctuations in enrolment patterns or counting multiple completions for the same learning (e.g., through embedded qualifications). The methodology and rules for calculating the cohort-based qualification completion and the first year retention rates can be found [here](#).

The rules and methodologies for the course completion rate and the progression rate have not changed. However, this report uses different grouped register levels than in previous reports to align with the groupings for the new cohort-based qualification completion and first year retention rates.

Note that the overall cohort-based qualification completion rate can be impacted by the proportion of part-time students at a provider. The rate may also not include completions where learners are enrolled in longer qualifications and does not reflect when learners transfer to another TEO before completing a qualification.

Note the new cohort-based qualification completion rate and first year retention rate counts enrolments for all funding sources while the course completion and progression rates only include student achievement component funded enrolments.

2. Supplemental information for cohort-based qualification completion and first year retention rates













The report also includes supplemental information to support the cohort-based qualification completion rate and first year retention rates:

- Information comparing the relative ranking of a TEO within its sub sector when using the existing and new methodologies for the qualification completion and retention rates
- Because of significant differences in how part-time students engage in and complete qualifications we show the volume and proportion of part-time versus full-time learners
- Because students may change their course of study part-way through we show:
 - o For qualification completions – when students complete or progress to a lower or higher level qualification without completing a qualification at the same level that they initially enrolled in
 - o For 1st year retention - When students complete a qualification or progress to a lower or higher level qualification without being retained at the same level after the year they enter the cohort

Cohort-Based Qualification Completion Rate

This measures the number of learners out of a starting cohort who complete a qualification at the same level after a given time-frame. The rate includes, based on level of study, learners who started in 2010, 2012 and 2014.

All learners

Overall	Capital Training		64%
	All PTEs		65%
	All TEOs		64%
Level 8 to 10 2010 starting cohort 6 year: completions up to 2015	Capital Training	n/a	
	All PTEs		66%
	All TEOs		67%
Level 7 degree 2010 starting cohort 6 year: completions up to 2015	Capital Training	n/a	
	All PTEs		73%
	All TEOs		58%
Level 4 to 7 (non degree) 2012 starting cohort 4 year: completions up to 2015	Capital Training	n/a	
	All PTEs		74%
	All TEOs		70%
Level 1 to 3 2014 starting cohort 2 year: completions up to 2015	Capital Training		64%
	All PTEs		59%
	All TEOs		60%

Overall TEO cohort-based qualification completion rate

64%

	Number of learners	Completion Rate
Full-time	196	71%
Part-time	131	53%

Full-time learners

Overall		71%
Level 8 to 10	n/a	
Level 7 degree	n/a	
Level 4 to 7 (non degree)	n/a	
Level 1 to 3		71%

Part-time learners

Overall		53%
Level 8 to 10	n/a	
Level 7 degree	n/a	
Level 4 to 7 (non degree)	n/a	
Level 1 to 3		53%

n/a values or blank fields indicate that there is no data for the indicator for this organisation.

* indicates that the data has been suppressed as one or more of the values is less than 10.

First Year Retention Rate

This rate measures, for longer qualifications, how many learners re-enrolled at the same level in the year after they enter the cohort.

First year retention rates of 2014 starting cohort by levels

Overall	Capital Training	n/a
	All PTEs	49%
	All TEOs	60%
Level 8 to 10	Capital Training	n/a
	All PTEs	74%
	All TEOs	74%
Level 7 degree	Capital Training	n/a
	All PTEs	68%
	All TEOs	73%
Level 4 to 7 (non degree)	Capital Training	n/a
	All PTEs	47%
	All TEOs	49%

Overall TEO first year retention rate

n/a

n/a values or blank fields indicate that there is no data for the indicator for this organisation.

* indicates that the data has been suppressed as one or more of the values is less than 10.

EFTS-Weighted Course Completion Rate

This measure shows the proportion of Student Achievement Component funded courses that are successfully completed.

Note: The methodology for the EFTS-weighted course completion rate has not changed, however the rates are presented using different register groups from those used in the current report.

By level of study

Overall	Capital Training	98%
	All PTEs	83%
	All TEOs	83%
Level 8 to 10	Capital Training	n/a
	All PTEs	76%
	All TEOs	88%
Level 7 degree	Capital Training	n/a
	All PTEs	88%
	All TEOs	87%
Level 4 to 7 (non degree)	Capital Training	n/a
	All PTEs	83%
	All TEOs	82%
Level 1 to 3	Capital Training	98%
	All PTEs	81%
	All TEOs	79%

Overall TEO EFTS-weighted course completion rate

98%

n/a values or blank fields indicate that there is no data for the indicator for this organisation.

* indicates that the data has been suppressed as one or more of the values is less than 10.

Student Progression to Higher Level Study

This measure shows the proportion of students in a given year who progress to study at a higher level after completing a Level 1 to 4 Student Achievement Component funded qualification.

Note: The methodology for the EFTS weighted course completion rate has not changed.

By level of study progressing from

Overall	Capital Training	n/a
	All PTEs	26%
	All TEOs	28%
Level 4	Capital Training	n/a
	All PTEs	16%
	All TEOs	23%
Level 3	Capital Training	n/a
	All PTEs	24%
	All TEOs	26%
Level 2	Capital Training	n/a
	All PTEs	34%
	All TEOs	52%
Level 1	Capital Training	n/a
	All PTEs	56%
	All TEOs	52%

Overall TEO progression rate

n/a

n/a values or blank fields indicate that there is no data for the indicator for this organisation.

* indicates that the data has been suppressed as one or more of the values is less than 10.

Relative Results Across Educational Performance Indicators

Cohort-based qualification completion

This measures the number of learners out of a starting cohort who successfully complete at the same level after a given time-frame.

	Name	Rate
	PTE subsector median	65%
	All of sector median	64%
1	Kyewood Equestrian Centre Limited	100%
1	Manaakitanga Aotearoa Charitable	100%
3	Techtorium NZ Institute of IT Ltd	98%
4	Institute of Professional Legal Studies	98%
5	Mahurangi Technical Institute	98%
6	NZ School of Outdoor Studies Limited	98%
7	EDENZ Colleges Ltd	97%
8	Mr Barber Training Centre	97%
9	New Zealand School of Radio Limited	96%
10	Capernwray Bible School	96%
11	Taruna College	95%
12	New Zealand School of Tourism	94%
13	Service Skills Centre	93%
14	Alpha Training Centre	93%
15	South Seas Film & Television School	92%
16	Royal Business College Limited	92%
17	Blueprint for Learning	92%
18	Travel Careers & Training Limited	92%
19	Auckland East City Elim Church	91%
20	Ashton Warner Nanny Academy	91%
21	Te Ata Hou Trust	91%
22	NZ Inst of Electrolysis & Beauty	90%
23	Hillary Outdoors Education Centres	90%

First year retention rate

This rate measures, for longer qualifications, how many learners re-enrolled in the same level in the year after they enter the cohort.

	Name	Rate
	PTE subsector median	49%
	All of sector median	60%
1	Hungry Creek Art and Crafts School	100%
1	Target Education	100%
3	International Aviation Academy of	94%
4	New Zealand College of Chiropractic	92%
5	Toi Whakaari: NZ Drama School	91%
6	AIS	89%
7	Queenstown Resort College	88%
8	Whitireia New Zealand Limited	88%
9	Good Shepherd College - Te Heparā	88%
10	Nelson Aviation College	86%
10	New Zealand Training Centre	86%
10	South Seas Film & Television School	86%
13	Catholic Institute of Aotearoa NZ	83%
13	New Zealand College of Chinese	83%
13	New Zealand School of Tourism	83%
16	Te Wananga Whare Tapere O	82%
17	IPU New Zealand	81%
18	Media Design School Limited	80%
19	International Travel College of NZ	80%
20	New Zealand School of Education	79%
21	Queens Academic Group Limited	78%
22	New Zealand Tertiary College Limited	76%
23	North Shore International Academy	76%

EFTS-weighted course completion

This measure shows the proportion of Student Achievement Component funded courses that are successfully completed.

	Name	Rate
	PTE subsector median	83%
	All of sector median	83%
1	New Zealand Training Centre	100%
1	North Shore Helicopter Training Ltd	100%
1	Techtorium NZ Institute of IT Ltd	100%
4	Vineyard College	99%
5	Eastwest Coll of Intercultural Studies	99%
6	Safety N Action Limited	99%
7	Capital Training	98%
8	New Zealand Skydiving School Ltd	98%
9	Praxis	97%
10	Taranaki Educare	97%
11	New Zealand College of Chiropractic	97%
12	Hillary Outdoors Education Centres	97%
13	Alpha Training Centre	97%
14	North Shore Language School	97%
15	Mr Barber Training Centre	97%
16	Wanaka Helicopters Limited	97%
17	Pathways Bible and Mission College	97%
18	MSL Training Ltd	97%
19	Manaaki Ora	96%
20	Good Shepherd College - Te Heparā	96%
21	Airways Training Centre	96%
22	Aperfield Montessori Trust	96%
23	Nelson Aviation College	95%

Student progression to higher levels of study

This measure shows the proportion of students in a given year who progress to study at a higher level after completing a Level 1 to 4 Student Achievement Component funded qualification.

	Name	Rate
	PTE subsector median	26%
	All of sector median	28%
1	Laidlaw College Incorporated	100%
2	Patricks School of Hairdressing	88%
3	Hungry Creek Art and Crafts School	83%
4	NZ School of Outdoor Studies Limited	83%
5	ACG Yoobee School of Design.	78%
6	Faith Bible College	77%
7	Whitecliffe College of Arts and	70%
8	AIS	67%
8	Te Roopu A Iwi o Te Arawa	67%
10	Pacific Training Institute (PTI)	65%
11	Peter Minturn (NZ) Goldsmith School	63%
12	New Zealand Inst of Fashion Tech Ltd	62%
13	Praxis	61%
14	Whitireia New Zealand Limited	59%
15	MSL Training Ltd	56%
16	ACG Tertiary & Careers	54%
17	International Travel College of NZ	54%
18	New Zealand School of Tourism	53%
19	Te Wananga Takiura	52%
20	National Council of YMCAs of New	52%
21	Hillary Outdoors Education Centres	50%
22	New Zealand Management	49%
23	NZ College of Massage	48%

n/a values or blank fields indicate that there is no data for the indicator for this organisation.

* indicates that the data has been suppressed as one or more of the values is less than 10.

24	New Zealand College of Chiropractic	89%	24	Te Tari Puna Ora O Aotearoa/NZ	73%	24	Turanga Ararau	95%	24	The Learning Connexion Limited	47%
25	AMES Training and Resource Centre	89%	25	Bethlehem Institute Limited	70%	25	College of Law NZ	95%	25	Excel Ministries - Performing Arts	47%
26	Academy of Diving Trust	89%	26	New Zealand Management	70%	26	Auckland City Training School	95%	26	Hair to Train	46%
27	NZ Institute of Education 2007	88%	27	Animation College New Zealand	69%	27	Auckland East City Elim Church	94%	27	Auckland East City Elim Church	46%
28	Polyethnic Institute of Studies	88%	28	Alphacrucis International College	68%	28	Target Education	94%	28	Naturopathic College of New Zealand	45%
29	EDENZ Colleges	87%	29	Laidlaw College Incorporated	65%	29	Aromaflex Academy	94%	29	EDENZ Colleges	43%
30	Vineyard College	87%	30	ICL Business School	64%	30	Whitecliffe College of Arts and	94%	30	New Zealand Welding School	43%
31	Pathways Bible and Mission College	86%	31	Carey Baptist College	63%	31	Institute of Professional Legal Studies	94%	31	BEST Pacific Institute of Education	43%
31	Peter Minturn (NZ) Goldsmith School	86%	32	Wellpark College	62%	32	Peter Minturn (NZ) Goldsmith School	94%	32	Auckland City Training School	43%
33	Praxis	86%	33	NZ School of Acupuncture & TCM	62%	33	The Hairdressing College	94%	33	Te Kohanga Reo National Trust Board	42%
34	AMS Group Training	86%	34	Maata Waka Enterprises	60%	34	HLC	93%	34	VETEL	41%
35	MSL Training Ltd	85%	34	Te Wananga Takiura	60%	35	NZ School of Food and Wine Ltd	93%	35	Future Skills Academy Limited	40%
36	Animation College New Zealand	85%	36	South Pacific College of Natural	58%	36	Academy of Diving Trust	92%	36	The Hairdressing College	39%
37	Palmerston North School of Design	85%	37	Te Kohanga Reo National Trust Board	56%	37	NZ School of Acupuncture & TCM	92%	37	NZ Institute of Education 2007	39%
38	Nelson Aviation College	85%	38	ACG Yoobee School of Design.	52%	38	Faith Bible College	92%	38	Design and Arts College of NZ Ltd	38%
39	The Hairdressing College	84%	39	East Auckland Performing Arts	50%	39	New Zealand School of Tourism	92%	38	Palmerston North School of Design	38%
40	Tipu Ora	84%	40	New Zealand School of Dance	49%	40	New Zealand Management	92%	38	SENZ Training and Employment	38%
41	Servilles Academy Limited	83%	41	Air Hawkes Bay Limited	48%	41	Air New Zealand Aviation Institute	92%	41	Academy of Diving Trust	38%
42	AIS	83%	42	BEST Pacific Institute of Education	48%	42	Polyethnic Institute of Studies	92%	42	The Cut Above Academy Limited	36%
43	NZ School of Food and Wine Ltd	83%	43	Praxis	47%	43	Southern Wings Limited	92%	43	Martin-Hautus	35%
43	Porse Education & Training	83%	44	Palmerston North School of Design	45%	44	Queenstown Resort College	92%	44	Servilles Academy Limited	34%
45	The Cut Above Academy Limited	83%	45	CTC Aviation Training (NZ) Limited	43%	45	Kyrewood Equestrian Centre Limited	91%	45	Evolution School of Holistic Therapies	34%
46	TAFE	83%	46	Pacific Int Hotel Management School	43%	46	NZ School of Outdoor Studies Limited	91%	46	Face and Beauty Academy	34%
47	ITTI	83%	47	Servilles Academy Limited	42%	47	Te Tari Puna Ora O Aotearoa/NZ	90%	47	Taranaki Educare	33%
48	Media Design School Limited	83%	48	South Pacific Bible College	40%	48	CPS Training	90%	47	Te Kura Motuhake o Te Ataarangi Inc	33%
49	ACG Yoobee School of Design.	83%	49	Bay of Plenty College of Homeopathy	40%	49	Toi Whakaari: NZ Drama School	90%	49	Avonmore Tertiary Institute	33%
50	New Zealand School of Dance	83%	50	Lotus Holistic Centre	38%	50	Catholic Institute of Aotearoa NZ	90%	50	Academy Group (NZ) Limited	31%
51	Solomon Group	82%	51	Design and Arts College of NZ Ltd	26%	51	Ashton Warner Nanny Academy	90%	51	Tipu Ora	31%
52	Whitecliffe College of Arts and	81%	52	Anamata PTE - Whakatane	24%	52	New Zealand Tertiary College Limited	90%	52	Elliott Hairdressing Training Centre	30%
53	People Potential Limited	81%	53	Hawk Enterprises Ltd	23%	53	Royal Business College Limited	90%	52	Harrington\Vaughan Academy of	30%
54	Air New Zealand Aviation Institute	81%	54	Southern Wings Limited	23%	54	International Aviation Academy of	89%	54	Advance Training Centres	29%
55	Rangi Ruru Early Childhood College	80%	54	The Learning Connexion Limited	23%	55	New Zealand School of Radio Limited	89%	55	Quantum Education Group Limited	28%
56	North Shore International Academy	80%	56	Naturopathic College of New Zealand	21%	56	ITTI	89%	56	Quantum Education Group ES Ltd	28%

n/a values or blank fields indicate that there is no data for the indicator for this organisation.

* indicates that the data has been suppressed as one or more of the values is less than 10.

57	CPS Training	80%	57	ATC New Zealand	18%	57	Samala Robinson Academy Ltd	89%	57	Cornerstone Education	28%
57	East Auckland Performing Arts	80%	58	Whitecliffe College of Arts and	9%	58	Vet Nurse plus Limited	88%	58	Waikato School of Hairdressing	28%
57	NZ Graduate School of Education	80%	59	SAE Institute	6%	59	Ardmore Flying School	88%	59	Elite Int School Of Beauty Therapy	28%
57	South Pacific Bible College	80%	60	Martin-Hautus	4%	60	North Shore International Academy	88%	60	Eastbay Rural Ed Activities Prog	27%
61	New Zealand Institute of Sport	79%	61	Avonmore Tertiary Institute	2%	61	Waikato Institute of Education	88%	61	Ignite Colleges	27%
62	International Travel College of NZ	79%	62	Air Hawke's Bay Ltd	0%	62	Premier Hairdressing Academy	88%	62	Onsite Education	27%
63	Avonmore Tertiary Institute	79%	62	Auckland Hotel & Chefs Training	0%	63	Sue's Computer Training Company	88%	63	EDENZ Colleges Ltd	26%
64	Lakeland Learning Company Limited	79%	62	Eastwest Coll of Intercultural Studies	0%	64	New Zealand College of Chinese	88%	64	The Professional Bar & Restaurant	26%
65	Construction Trade Training Unit	79%	62	EDENZ Colleges	0%	65	Pacific Int Hotel Management School	88%	65	English Teaching College	26%
66	Eastwest Coll of Intercultural Studies	78%	62	EDENZ Colleges Ltd	0%	66	Bethlehem Institute Limited	87%	66	Ashton Warner Nanny Academy	25%
67	Excel Ministries - Performing Arts	78%	62	Elite Int School Of Beauty Therapy	0%	67	Porse Education & Training	87%	66	ITTI	25%
68	Evolution School of Holistic Therapies	78%	62	Helipro Aviation	0%	68	NZ Institute of Education 2007	87%	66	Kyewood Equestrian Centre Limited	25%
69	Hungry Creek Art and Crafts School	78%	62	HFT Limited	0%	69	NZ College of Massage	87%	69	People Potential Limited	25%
70	Waikato Institute for Leisure and	77%	62	ICA	0%	70	Advance Training Centres	87%	70	Solomon Group	24%
71	Rapu Ki Rua Institute	76%	62	NZ College of Early Childhood	0%	71	Crown Institute of Studies	87%	71	DAS International Academy	24%
72	Netcor Campus (NZ Education &	76%	62	NZ College of Massage	0%	72	South Seas Film & Television School	86%	72	ATC New Zealand	23%
73	New Zealand Tertiary College Limited	76%	62	NZ Institute of Education 2007	0%	73	New Zealand Institute of Sport	86%	73	Crown Institute of Studies	23%
74	Faith Bible College	76%	62	Pathways Bible and Mission College	0%	74	Hungry Creek Art and Crafts School	86%	74	Community Colleges New Zealand	22%
75	Ag Challenge Limited	76%	62	Quantum Education Group Limited	0%	75	Avonmore Tertiary Institute	86%	75	North Shore Language School	21%
76	Land Based Training Limited	76%	62	Quantum Education Group QT	0%	76	Animation College New Zealand	86%	76	Auckland Hotel & Chefs Training	20%
76	New Zealand Inst of Fashion Tech Ltd	76%	62	The Cut Above Academy Limited	0%	77	Carey Baptist College	86%	77	Taratahi Agricultural Training Centre	20%
78	Toi Whakaari: NZ Drama School	75%	62	Trinity Methodist Theological College	0%	78	Te Wananga Whare Tapere O	85%	78	New Zealand School of Radio Limited	19%
79	EnterpriseMIT	75%	62	Waikato Aero Club (Inc)	0%	79	Wellpark College	85%	79	Tectra Limited	19%
80	Advance Training Centres	75%		Capital Training	n/a	80	Bay of Plenty College of Homeopathy	85%	80	Quantum Education Group QT	18%
81	New Zealand Management	75%				81	Ignite Colleges	85%	81	International College of Camille	18%
82	Kokiri Marae Keriana Olsen Trust	75%				82	Skills 4 Work Incorporated	85%	82	Land Based Training Limited	16%
83	The Learning Connexion Limited	75%				83	Agriculture New Zealand	85%	83	Manaakitanga Aotearoa Charitable	16%
84	Greymouth Life Learning Centre	75%				84	Te Wananga Takiura	85%	84	Polyethnic Institute of Studies	16%
84	Te Roopu A Iwi o Te Arawa	75%				85	ACG Tertiary & Careers	85%	85	Workforce Development Limited	16%
84	The National School of Aesthetics	75%				86	Naturopathic College of New Zealand	84%	86	New Zealand Institute of Sport	15%
87	School of Business Ltd	75%				87	DAS International Academy	84%	87	Sue's Computer Training Company	15%
88	International College of Camille	74%				88	KIWA Institute of Education	84%	87	Vineyard College	15%
89	Taranaki Educare	74%				89	EnterpriseMIT	84%	89	New Zealand School of Education	15%

n/a values or blank fields indicate that there is no data for the indicator for this organisation.

* indicates that the data has been suppressed as one or more of the values is less than 10.

90	Premier Hairdressing Academy	74%
91	ACG Tertiary & Careers	74%
92	Anamata PTE - Whakatane	73%
93	Raffles College of Design and	73%
94	New Zealand College of Chinese	73%
95	Hair to Train	73%
96	Queenstown Resort College	73%
97	Responsive Trade Education Limited	73%
98	Onsite Education	73%
99	Gestalt Institute of NZ	72%
100	KIWA Institute of Education	72%
101	Auckland Hotel & Chefs Training	72%
102	Maniapoto Training Agency	71%
103	Quantum Education Group Limited	71%
104	Vet Nurse plus Limited	71%
105	DAS International Academy	71%
106	Front-Line Training Consultancy	70%
107	HLC	70%
108	Elite Int School Of Beauty Therapy	70%
109	Face and Beauty Academy	70%
109	Nelson Technical Institute Ltd	70%
111	Education Action Limited	70%
112	Training For You Limited	69%
113	Agriculture New Zealand	69%
114	New Zealand Skydiving School Ltd	69%
115	SAE Institute	68%
115	Te Wananga Takiura	68%
117	Pacific Coast Technical Institute	67%
118	Cornerstone Education	67%
119	Elliott Hairdressing Training Centre	67%
119	Trinity Methodist Theological College	67%
121	Community Colleges New Zealand	66%
122	Wellcare Education Limited	66%

90	Alphacrucis International College	83%
91	The Cut Above Academy Limited	83%
92	ACG Yoobee School of Design.	83%
93	NZ Inst of Electrolysis & Beauty	83%
94	The National School of Aesthetics	83%
95	South Pacific College of Natural	83%
96	NZ Graduate School of Education	83%
97	Laidlaw College Incorporated	83%
98	AMS Group Training	83%
99	Servilles Academy Limited	83%
100	Land Based Training Limited	82%
101	Waikato Aero Club (Inc)	82%
102	Hair to Train	82%
103	Fairview Educational Services Limited	82%
104	Design and Arts College of NZ Ltd	82%
105	School of Business Ltd	82%
106	Solomon Group	82%
107	Blueprint for Learning	82%
108	Lotus Holistic Centre	82%
109	Air Hawkes Bay Limited	81%
110	Success Maker Education Centre	81%
111	Elite Int School Of Beauty Therapy	81%
112	New Zealand Playcentre Federation	81%
113	IPU New Zealand	81%
114	CTC Aviation Training (NZ) Limited	81%
115	Taratahi Agricultural Training Centre	81%
116	AIS	81%
117	The Learning Connexion Limited	81%
118	Training For You Limited	81%
119	Whitireia New Zealand Limited	80%
120	SAE Institute	80%
121	Auckland Hotel & Chefs Training	80%
122	New Zealand Inst of Fashion Tech Ltd	80%

90	Turanga Ararau	15%
91	National College of Security	14%
92	Alphacrucis International College	13%
92	Training For You Limited	13%
94	The National School of Aesthetics	12%
95	KIWA Institute of Education	11%
96	Premier Hairdressing Academy	11%
97	Success Maker Education Centre	11%
98	Agriculture New Zealand	11%
99	Agribusiness Training Limited	11%
100	Netcor Campus (NZ Education &	11%
101	HLC	10%
102	Samala Robinson Academy Ltd	10%
103	Porse Education & Training	9%
104	Mr Barber Training Centre	9%
105	Aromaflex Academy	8%
105	EnterpriseMIT	8%
107	Air New Zealand Aviation Institute	8%
108	Skills Update Training Institute	8%
109	NZ School of Food and Wine Ltd	8%
110	Safety N Action Limited	7%
111	Wellcare Education Limited	7%
112	G & H Training	7%
113	Taruna College	7%
114	Blueprint for Learning	6%
115	Ag Challenge Limited	6%
116	Nelson Technical Institute Ltd	5%
117	Waikato Institute for Leisure and	4%
117	Waikato Institute of Education	4%
119	School of Business Ltd	4%
120	AMS Group Training	3%
121	Alpha Training Centre	0%
121	Carey Baptist College	0%

n/a values or blank fields indicate that there is no data for the indicator for this organisation.

* indicates that the data has been suppressed as one or more of the values is less than 10.

123	Turanga Ararau	66%
124	NZ College of Massage	66%
125	Wellpark College	65%
126	New Zealand School of Education	65%
127	NZ College of Early Childhood	65%
128	Queens Academic Group Limited	65%
129	New Zealand Welding School	65%
130	International Aviation Academy of	65%
131	Harrington\Vaughan Academy of	64%
132	Bay Agricultural Training Limited	64%
133	Capital Training	64%
134	Martin-Hautus	64%
135	Southern Wings Limited	64%
136	Waikato School of Hairdressing	64%
137	G & H Training	63%
138	Quantum Education Group QT	63%
139	ICA	63%
140	Future Skills Academy Limited	63%
141	SENZ Training and Employment	63%
142	The College of Future Learning NZ	62%
143	Ignite Colleges	62%
144	Strive Community Trust Training	61%
145	Academy Group (NZ) Limited	61%
146	Agribusiness Training Limited	61%
147	Te Kokiri Development Consultancy	60%
148	U Turn Community Training Services	60%
149	Crown Institute of Studies	59%
150	Good Shepherd College - Te Heparā	58%
151	Samala Robinson Academy Ltd	58%
152	Aromaflex Academy	58%
152	New Zealand Equine Training Limited	58%
154	Patricks School of Hairdressing	57%
154	Sue's Computer Training Company	57%

123	Palmerston North School of Design	80%
124	Waikato School of Hairdressing	79%
125	Evolution School of Holistic Therapies	79%
126	NZ International Commercial Pilot	79%
127	Onsite Education	79%
128	International Travel College of NZ	79%
129	The Methodist Mission	79%
130	Ag Challenge Limited	79%
131	International College of Camille	79%
132	New Zealand Welding School	78%
133	Excel Ministries - Performing Arts	78%
134	Queens Academic Group Limited	78%
135	Te Kohanga Reo National Trust Board	78%
136	The Professional Bar & Restaurant	77%
137	Media Design School Limited	77%
138	Te Roopu A Iwi o Te Arawa	77%
139	English Teaching College	76%
140	Agribusiness Training Limited	76%
141	Wellcare Education Limited	76%
142	ICL Business School	76%
143	Waikato Institute for Leisure and	75%
144	Nelson Technical Institute Ltd	75%
145	Academy Group (NZ) Limited	75%
146	National Trade Academy Ltd	75%
147	Face and Beauty Academy	75%
148	People Potential Limited	74%
149	EDENZ Colleges	74%
150	Skills Update Training Institute	73%
151	Workforce Development Limited	72%
152	New Zealand School of Education	72%
153	Harrington\Vaughan Academy of	72%
154	ATC New Zealand	71%
155	Community Colleges New Zealand	71%

121	Construction Trade Training Unit	0%
121	Fairview Educational Services Limited	0%
121	Lotus Holistic Centre	0%
121	Mara Marketing Limited	0%
121	New Zealand College of Chinese	0%
121	NZ Inst of Electrolysis & Beauty	0%
121	The College of Future Learning NZ	0%
Capital Training		n/a

n/a values or blank fields indicate that there is no data for the indicator for this organisation.

* indicates that the data has been suppressed as one or more of the values is less than 10.

156	ATC New Zealand	57%
157	Te Kohanga Reo National Trust Board	57%
158	National College of Security	57%
159	Employ NZ	57%
160	Workforce Development Limited	56%
161	Waikato Aero Club (Inc)	56%
162	Eastbay Rural Ed Activities Prog	56%
163	Avon City Ford Training Services	55%
164	Design and Arts College of NZ Ltd	55%
165	The Film School	55%
166	Tectra Limited	54%
167	National Trade Academy Ltd	54%
168	Whitireia New Zealand Limited	54%
169	Pacific Int Hotel Management School	53%
170	NZ School of Acupuncture & TCM	53%
171	Kershaw Training Enterprises	52%
172	The Professional Bar & Restaurant	52%
173	Fairview Educational Services Limited	52%
174	Horizon Education Limited	52%
175	Nelson Training Centre	52%
175	Sobieski Consultants (Training	52%
177	New Zealand Training Centre	50%
177	Skills 4 Work Incorporated	50%
179	Naturopathic College of New Zealand	50%
180	Literacy Aotearoa	49%
181	Quantum Education Group ES Ltd	49%
182	Alphacrucis International College	49%
183	Te Kura Motuhake o Te Ataarangi Inc	48%
184	Te Wananga Whare Tapere O	48%
185	Regent Training Centre Limited	47%
186	Bethlehem Institute Limited	47%
187	ICL Business School	46%
188	VETEL	46%

156	Quantum Education Group ES Ltd	71%
157	Education Action Limited	71%
158	G & H Training	71%
159	Cornerstone Education	70%
160	Future Skills Academy Limited	70%
161	Quantum Education Group QT	68%
162	Anamata PTE - Whakatane	68%
163	Pacific Coast Technical Institute	68%
164	Taruna College	68%
165	Maata Waka Enterprises	65%
166	Patricks School of Hairdressing	63%
167	Pacific Training Institute (PTI)	63%
168	National College of Security	63%
169	Quantum Education Group Limited	63%
170	East Auckland Performing Arts	62%
171	Elliott Hairdressing Training Centre	62%
172	Netcor Campus (NZ Education &	56%
173	BEST Pacific Institute of Education	54%
174	The College of Future Learning NZ	54%
175	Trade Education Limited	53%
176	Te Kura Motuhake o Te Ataarangi Inc	52%
177	Martin-Hautus	48%
178	HFT Limited	43%
179	Literacy Aotearoa	42%
180	Helipro Aviation	24%
181	Tectra Limited	11%
182	NZ College of Early Childhood	4%
183	Computer Power (NZ) Ltd (Spherion)	3%
184	Construction Trade Training Unit	0%

n/a values or blank fields indicate that there is no data for the indicator for this organisation.

* indicates that the data has been suppressed as one or more of the values is less than 10.

189	Abel Tasman Educational Trust	45%
190	Trade and Commerce Centre	45%
191	Auckland City Training School	44%
192	Skills Update Training Institute	44%
193	Ardmore Flying School	44%
194	Safety N Action Limited	44%
195	Lotus Holistic Centre	43%
196	BEST Pacific Institute of Education	43%
197	Pacific Training Institute (PTI)	43%
198	Carey Baptist College	43%
199	National Council of YMCAs of New	42%
200	South Pacific College of Natural	42%
201	Matapuna Training Centre	41%
202	Laidlaw College Incorporated	41%
203	The Methodist Mission	39%
204	Target Education	39%
205	Taratahi Agricultural Training Centre	39%
206	FEATS Ltd	38%
207	Alphacrucis Limited	36%
208	The Salvation Army Employment Plus	36%
209	ACTS Institute of New Zealand	35%
210	Aperfield Montessori Trust	34%
211	Enrich+	34%
212	English Teaching College	34%
213	Te Kotahitanga E Mahi Kaha Trust	33%
214	Career NetWork Ltd	33%
215	IPU New Zealand	33%
216	Kokiri Training Centre	32%
217	Orongomai Marae Community	30%
218	C Hayes Engineering Training Division	29%
219	2 Meke Training Limited	28%
220	VisionWest Community Trust	28%
221	Whakato te Matauranga	26%

n/a values or blank fields indicate that there is no data for the indicator for this organisation.

* indicates that the data has been suppressed as one or more of the values is less than 10.

222	Catholic Institute of Aotearoa NZ	26%
223	Wai Ora Christian Community Trust	25%
224	Bay of Plenty College of Homeopathy	24%
225	Gisborne Development Incorporated	23%
225	Success Maker Education Centre	23%
227	Dunedin Training Centre	23%
228	Maata Waka Enterprises	21%
229	Waikato Institute of Education	21%
230	North Shore Language School	19%
231	Morrinsville Training Centre Ltd	18%
232	The NZ School of Travel & Tourism	17%
233	Advanced Training Academy Limited	16%
233	Quality Training Services	16%
235	Airways Training Centre	16%
236	Golden Bay Work Centre Trust	14%
236	Te Kaupapa Training Limited	14%
238	SPI Institute Limited	14%
239	Te Arawa Lakes Trust	14%
240	Stotts Correspondence Education Ltd	12%
241	Trade Education Limited	11%
242	Ngati Ruanui Tahua Iwi Authority Inc	10%
243	Bounce Back Training	9%
244	Te Kotahitanga Training	7%
245	CTC Aviation Training (NZ) Limited	2%
246	Air Hawke's Bay Ltd	0%
246	Ecumenical Board of Theological	0%
246	Ellipse Institute	0%
246	Mara Marketing Limited	0%
246	Metal Tech Education Ltd	0%
246	New Zealand Playcentre Federation	0%
246	Oxford International Academy of NZ	0%
246	Tautoko Work Trust	0%
246	Te Whare Wananga O Te	0%

n/a values or blank fields indicate that there is no data for the indicator for this organisation.

* indicates that the data has been suppressed as one or more of the values is less than 10.

246	Westport Deep Sea Fishing School	0%
246	YWCA Christchurch Inc	0%

n/a values or blank fields indicate that there is no data for the indicator for this organisation.
* indicates that the data has been suppressed as one or more of the values is less than 10.

Supplemental and Comparative Information

Cohort-based Qualification Completion and First Year Retention Rates

The following tables and graphs provide supplemental information on the cohort-based qualification completion rate and the first year retention rate, and should support a fuller understanding of these two rates.

Cohort-Based Qualification Completion Rate

Part-time vs full-time study and completions/progressions to lower or higher levels

The following table shows the volume of part-time versus full-time learners studying at different register levels. It also shows when learners have completed a lower-level or higher-level qualification from which they originally started.

Cohort	Starting cohort year	Number of learners in starting cohort			Qualification completion	Other qualification completion		Non-completion progression	
		Full-time	Part-time	All	Rate	Higher level	Lower level	Higher level	Lower level
					Rate	Rate	Rate	Rate	Rate
Level 1 to 3	2014	196	131	327	64%	0%	0%	0%	0%
Level 4 to 7 (non degree)	2012								
Level 7 degree	2010								
Level 8 to 10	2010								

Qualification completion: This measures how many learners in a cohort successfully complete at the same level.

Qualification completion at other levels: This measures how many learners in a cohort, who have not completed a qualification as part of the cohort but have completed a qualification at a higher or lower level.

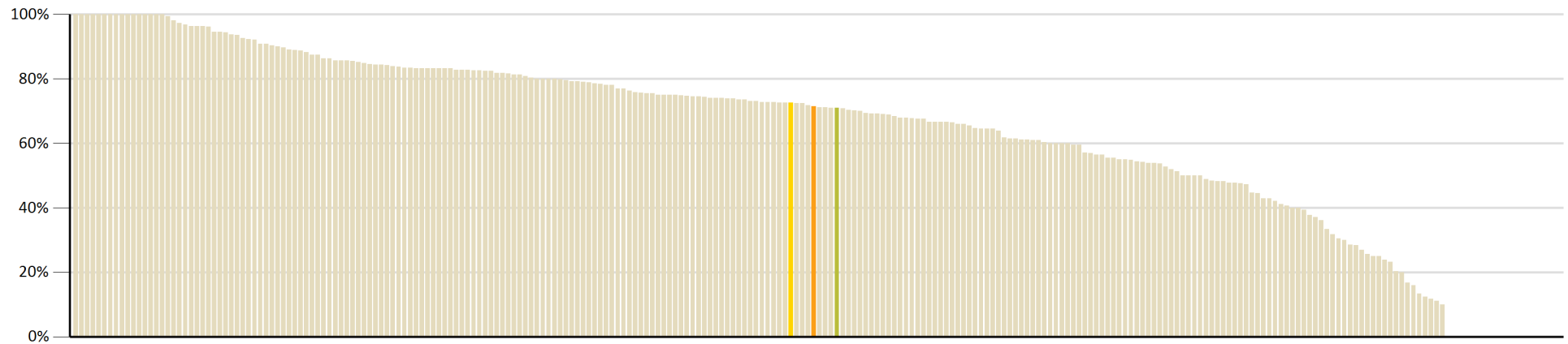
Non-completion progression: This measures how many learners in the cohort progress to a higher or lower level without having completed a qualification at the level they started.

n/a values or blank fields indicate that there is no data for the indicator for this organisation.

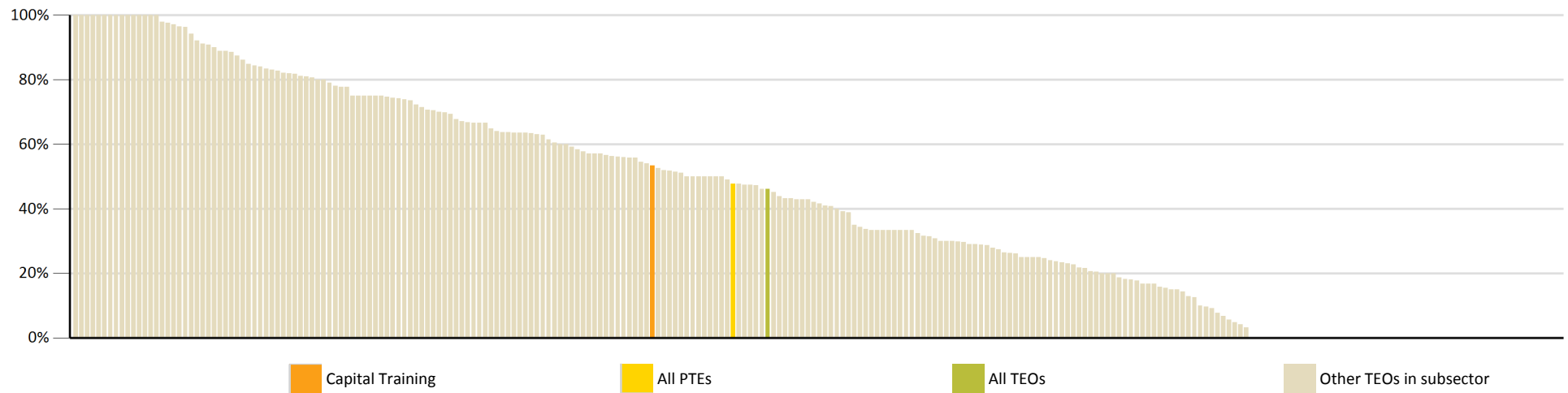
* indicates that the data has been suppressed as one or more of the values is less than 10.

TEO Comparison vs. Sub-sector: Cohort-Based Qualification Completion Rates for Full-time and Part-time Learners

Full-time learners



Part-time learners



Capital Training

All PTEs

All TEOs

Other TEOs in subsector

n/a values or blank fields indicate that there is no data for the indicator for this organisation.

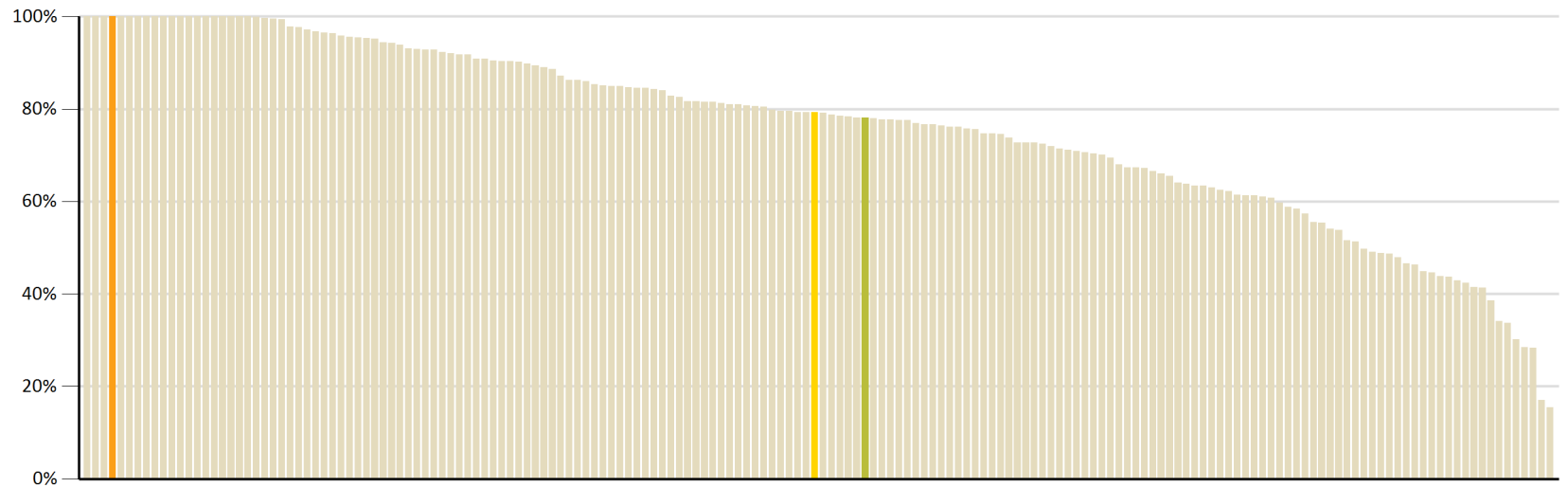
* indicates that the data has been suppressed as one or more of the values is less than 10.

Comparing Relative Rankings: EFTS-Weighted Qualification Completion Rate vs. Cohort-Based Qualification Completion Rate

EFTS-weighted qualification completion rate (original)

Student achievement component provision only

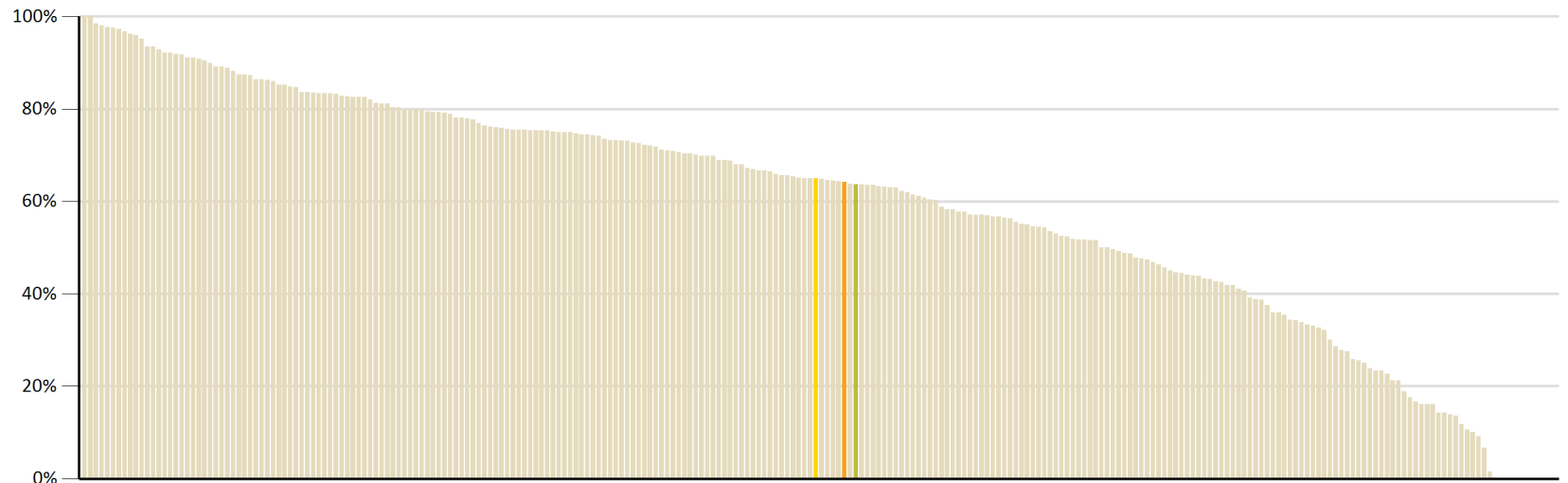
The measure the number of qualifications completed at each TEO, weighted by the 'size' of the qualification, divided by the total number of EFTS delivered for the total course enrolments in a given year.



Cohort-based qualification completion rate (new)

This measures the number of learners out of a starting cohort who successfully complete at the same level after a given time-frame.

In contrast to the EFTS-weighted qualification completion rate, the cohort-based measure counts unique individuals and is not susceptible to rate changes due to external factors such as fluctuations in enrolment patterns or artificially increased rates through counting multiple completions (e.g., through embedded qualifications).



Capital Training

All PTEs

All TEOs

Other TEOs in subsector

n/a values or blank fields indicate that there is no data for the indicator for this organisation.

* indicates that the data has been suppressed as one or more of the values is less than 10.

First Year Retention Rate

The following table provides supplemental information on the first year retention rate, and should support a fuller understanding of these rates.

Cohort	Starting cohort year	Cohort	First year retention	Completion	Progression	
		Total number	Rate	Rate	Higher level	Lower level
Level 4 to 7 (non degree)	2014					
Level 7 degree	2014					
Level 8 to 10	2014					

First year retention rate: This rate measures, for longer qualifications, how many learners from the starting cohort are retained in study in the year following the year they enter the cohort.

Completion: This measures how many learners have not been retained because they completed the qualification.

Progression: This measures how many learners who have not been retained but have progressed to either a higher or lower level.

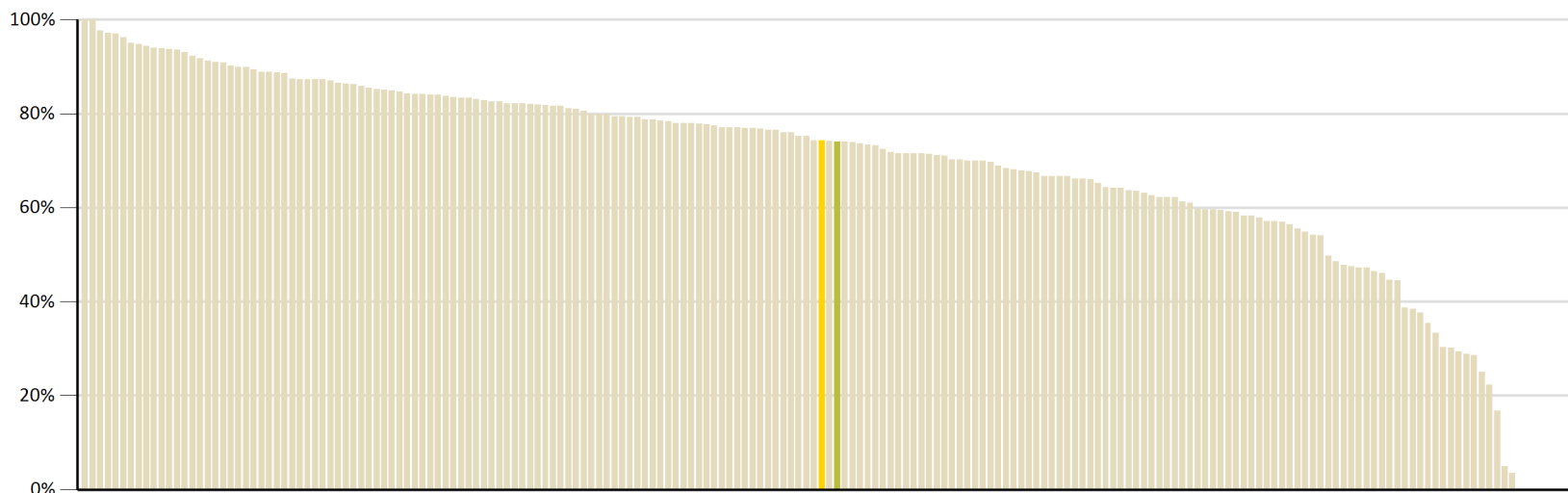
n/a values or blank fields indicate that there is no data for the indicator for this organisation.

* indicates that the data has been suppressed as one or more of the values is less than 10.

Comparing Relative Rankings: Student Retention Rate vs. First Year Retention Rate

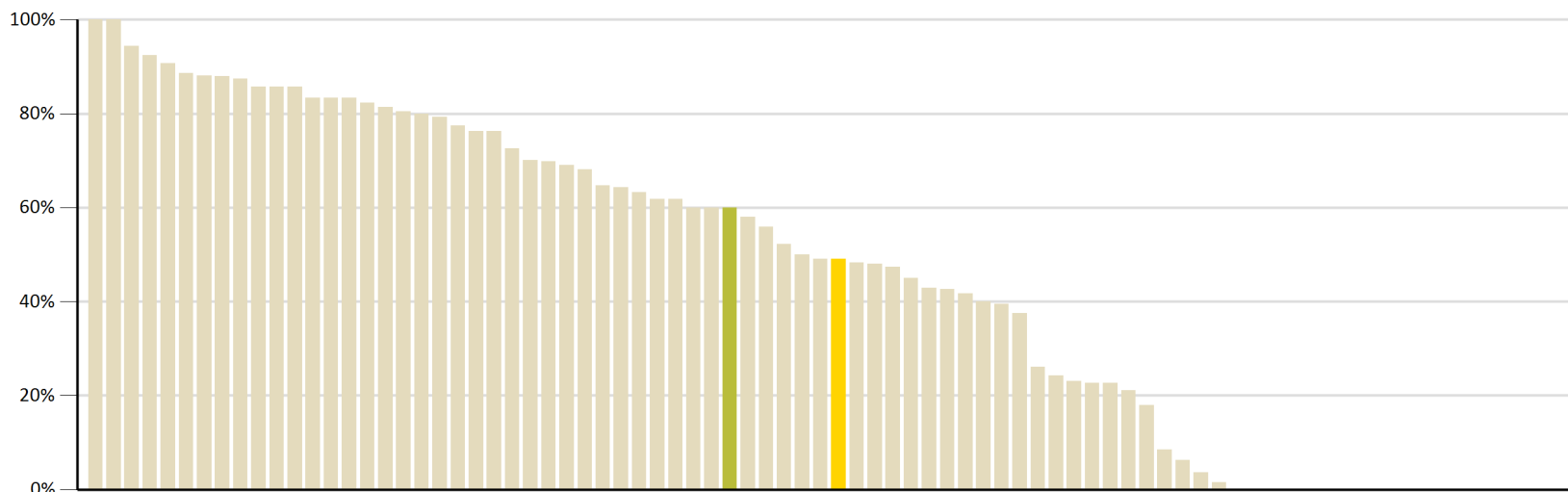
Student retention rate (original)

This measure shows the proportion of students in a given year that complete a qualification or re-enrol at the same tertiary education organisation in the following year.



First year retention rate (new)

This rate measures, for longer qualifications, how many learners re-enrolled in the same level in the year after they enter the cohort.



Capital Training

All PTEs

All TEOs

Other TEOs in subsector

n/a values or blank fields indicate that there is no data for the indicator for this organisation.

* indicates that the data has been suppressed as one or more of the values is less than 10.