



The Wananga sector

Year: 2015

Fund: Student Achievement Component



Successful Completion of Courses

Level 1-2	75%
Level 3-4	81%
Level 5-6	78%
Level 7-8	81%

This measure shows the proportion of courses in a given year that are successfully completed.



Completion of Qualifications

Level 1-2	67%
Level 3-4	74%
Level 5-6	67%
Level 7-8	68%
Level 9-10	30%

This measure shows the proportion of students in a given year who complete a qualification.



Student Progression to Higher Level Study

Level 1	40%
Level 2	55%
Level 3	28%
Level 4	19%

This measure shows the proportion of students in a given year who progress to study at a higher level after completing a qualification at levels 1 - 4.



Students Retained in Study

Level 1-2	61%
Level 3-4	76%
Level 5-6	61%
Level 7-8	72%
Level 9-10	71%

This measure shows the proportion of students in a given year that complete a qualification or re-enrol at the same tertiary education organisation in the following year.

About the Wananga sector

The three wananga are designated under the Education Act 1989 as unique organisations that offer quality education based on Maori principles and values.

There is a significant difference in size and offerings between the wananga. In 2015 approximately 60% of all students enrolled in wananga are Maori.

The nature of enrolments at a specific wananga will influence a wananga's performance. With many part time learners wananga have adapted delivery to meet student needs enabling to achieve at the same rate as learners at other institutions.

Government expectations of the Wananga sector

The government expects wananga to:

- Create and share matauranga Maori that contributes to whanau, hapu and iwi prosperity, and New Zealand's economic, social, cultural and environmental development
- Make an increasing contribution to sector-wide leadership through advancing matauranga Maori
- Enable students to complete a range of sub-degree, degree and postgraduate qualifications, with clear study paths to higher levels of learning

Tertiary Education Strategy

The Tertiary Education Strategy (TES) sets high expectations for TEO performance and attaining better outcomes especially for skills for industry, Maori and Pasifika learners, at risk young people and for adult literacy and numeracy.

Context

Number of students in total: 36,437

Number of equivalent full-time student places: 22,499

Student ethnicity*		Level of study	
European	31%	Level 1-2	23%
Maori	59%	Level 3-4	56%
Pacific	10%	Level 5-6	9%
Asian	11%	Level 7-8	10%
Other	4%	Level 9-10	1%

*Total may exceed 100% as some students identify with more than one ethnicity.

The Performance of Tertiary Education Organisations

www.tec.govt.nz



Tertiary Education Commission
Te Amorangi Mātauranga Matua

Te Wananga O Raukawa

Organisation Type: **Wananga**

Year: **2015**

Fund: **Student Achievement Component**

Successful Completion of Courses

All Levels of Study

74%

Level 1-2	*
Level 3-4	83%
Level 5-6	73%
Level 7-8	73%
Level 9-10	*

* Information is not available for this level group.

Completion of Qualifications

All Levels of Study

62%

Level 1-2	*
Level 3-4	81%
Level 5-6	47%
Level 7-8	77%
Level 9-10	76%

* Information is not available for this level group.

Student Progression to Higher Level Study

Level 1 - 4 Study

15%

Level 1	*
Level 2	*
Level 3	*
Level 4	13%

* Information is not available for this level group.

Students Retained in Study

All Levels of Study

51%

Level 1-2	*
Level 3-4	76%
Level 5-6	37%
Level 7-8	64%
Level 9-10	72%

* Information is not available for this level group.

This measure shows the proportion of courses in a given year that are successfully completed.

This measure shows the proportion of students in a given year who complete a qualification.

This measure shows the proportion of students in a given year who progress to study at a higher level after completing a qualification at levels 1 - 4.

This measure shows the proportion of students in a given year that complete a qualification or re-enrol at the same tertiary education organisation in the following year.

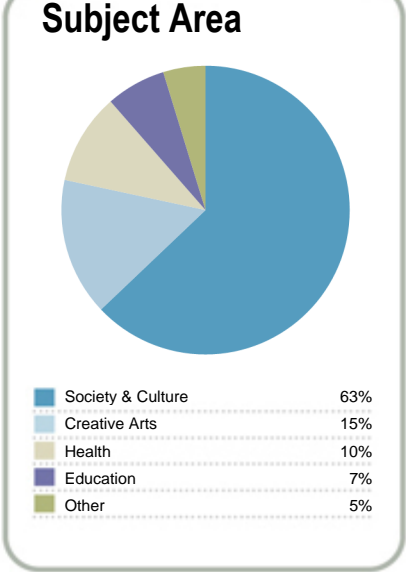
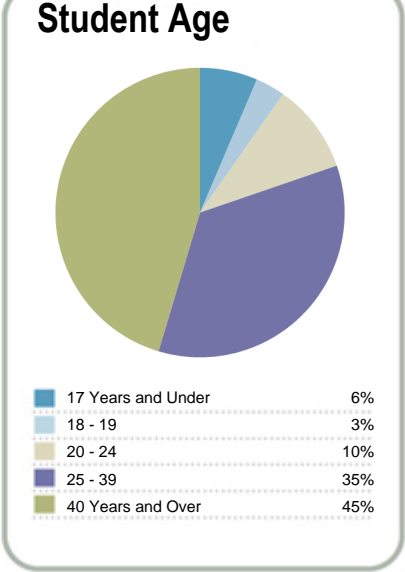
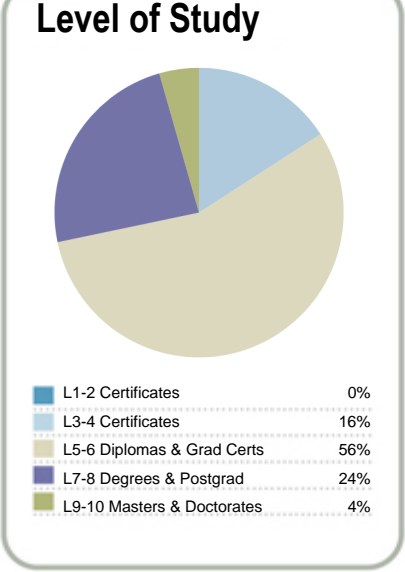
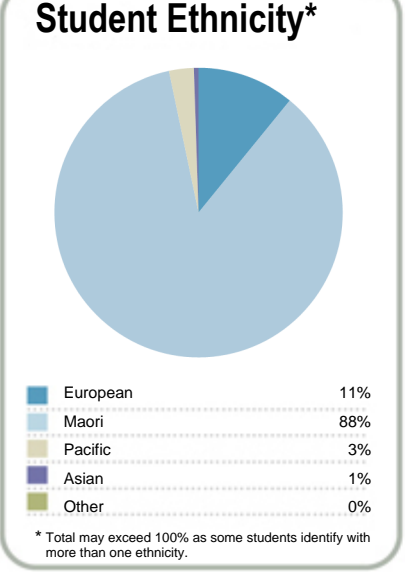
Context

EFTS*: 1,355

Students: 3,313

Further information about student characteristics may be available on the organisation's website.

* Number of equivalent full time students.



Contacts

PO Box 119
OTAKI 5542
New Zealand
06 364 9011

<http://www.wananga.com>

Disclaimer: The results in this report are generated from data submitted by Tertiary Education Organisations. While efforts have been made to verify the information, the Tertiary Education Commission does not attest to the accuracy or completeness of the results.



Te Wananga O Raukawa

Organisation Type: **Wananga**

Year: **2015**

Fund: **Student Achievement Component**

Successful Completion of Courses

This measure shows the proportion of courses in a given year that are successfully completed.

		Median: 79%
1	Te Whare Wananga O Awanuiarangi	83%
2	Te Wananga O Aotearoa	79%
3	Te Wananga O Raukawa	74%

Completion of Qualifications

This measure shows the proportion of students in a given year who complete a qualification.

		Median: 62%
1	Te Wananga O Aotearoa	73%
2	Te Wananga O Raukawa	62%
3	Te Whare Wananga O Awanuiarangi	54%

Student Progression to Higher Level Study

This measure shows the proportion of students in a given year who progress to study at a higher level after completing a qualification at levels 1 - 4.

		Median: 32%
1	Te Whare Wananga O Awanuiarangi	33%
2	Te Wananga O Aotearoa	32%
3	Te Wananga O Raukawa	15%

Students Retained in Study

This measure shows the proportion of students in a given year that complete a qualification or re-enrol at the same tertiary education organisation in the following year.

		Median: 53%
1	Te Wananga O Aotearoa	75%
2	Te Whare Wananga O Awanuiarangi	53%
3	Te Wananga O Raukawa	51%

Disclaimer: The results in this report are generated from data submitted by Tertiary Education Organisations. While efforts have been made to verify the information, the Tertiary Education Commission does not attest to the accuracy or completeness of the results.