



The Private Training Establishment sector

Year: 2015

Fund: Student Achievement Component



Successful Completion of Courses

Level 1-2	77%
Level 3-4	80%
Level 5-6	82%
Level 7-8	84%

This measure shows the proportion of courses in a given year that are successfully completed.



Completion of Qualifications

Level 1-2	73%
Level 3-4	74%
Level 5-6	76%
Level 7-8	86%
Level 9-10	100%

This measure shows the proportion of students in a given year who complete a qualification.



Student Progression to Higher Level Study

Level 1	58%
Level 2	35%
Level 3	37%
Level 4	27%

This measure shows the proportion of students in a given year who progress to study at a higher level after completing a qualification at levels 1 - 4.



Students Retained in Study

Level 1-2	70%
Level 3-4	65%
Level 5-6	60%
Level 7-8	77%
Level 9-10	79%

This measure shows the proportion of students in a given year that complete a qualification or re-enrol at the same tertiary education organisation in the following year.

About the Private Training Establishment sector Government expectations of the Private Training Establishment sector

In 2015 the TEC funded 227 Private Training Establishments (PTEs) through its Student Achievement Component fund and/or Youth Guarantee fund.

The size and characteristics of PTEs vary. Smaller specialised PTEs may offer a single qualification for fewer than 20 equivalent full-time students (EFTS). The largest PTEs may offer a range of qualifications to over a thousand EFTS. For these reasons comparing PTEs may be difficult.

The government expects PTEs to:

- Work with employers to ensure provision meets employment and industry needs
- Get at-risk young people into a career or further education
- Enable Maori and Pasifika learners to progress from foundation level education to higher levels of learning
- Improve adult literacy and numeracy

Tertiary Education Strategy

The Tertiary Education Strategy (TES) sets high expectations for TEO performance and attaining better outcomes especially for skills for industry, Maori and Pasifika learners, at risk young people and for adult literacy and numeracy.

Context

Number of students in total: 43,093

Number of equivalent full-time student places: 24,664

Student ethnicity*		Level of study	
European	53%	Level 1-2	7%
Maori	30%	Level 3-4	44%
Pacific	17%	Level 5-6	31%
Asian	9%	Level 7-8	18%
Other	4%	Level 9-10	0%

*Total may exceed 100% as some students identify with more than one ethnicity.

The Performance of Tertiary Education Organisations

www.tec.govt.nz



Tertiary Education Commission
Te Amorangi Mātauranga Matua

Auckland East City Elim Church

Organisation Type: Private Training Establishment

Year: 2015 Fund: Student Achievement Component

Successful Completion of Courses

All Levels of Study

Level 1-2	*
Level 3-4	94%
Level 5-6	*
Level 7-8	*
Level 9-10	*

94%

* Information is not available for this level group.

This measure shows the proportion of courses in a given year that are successfully completed.

Completion of Qualifications

All Levels of Study

Level 1-2	*
Level 3-4	99%
Level 5-6	*
Level 7-8	*
Level 9-10	*

99%

* Information is not available for this level group.

This measure shows the proportion of students in a given year who complete a qualification.

Student Progression to Higher Level Study

Level 1 - 4 Study

Level 1	*
Level 2	*
Level 3	*
Level 4	46%

46%

* Information is not available for this level group.

This measure shows the proportion of students in a given year who progress to study at a higher level after completing a qualification at levels 1 - 4.

Students Retained in Study

All Levels of Study

Level 1-2	*
Level 3-4	86%
Level 5-6	*
Level 7-8	*
Level 9-10	*

87%

* Information is not available for this level group.

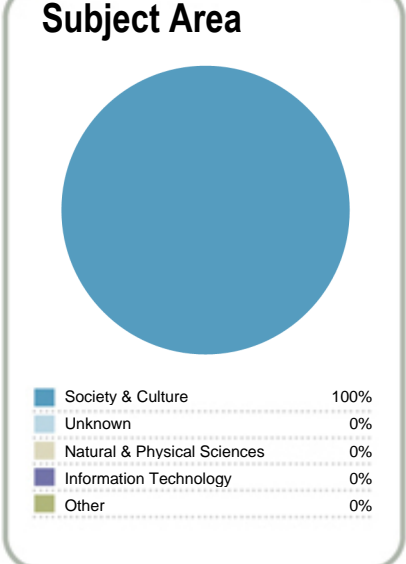
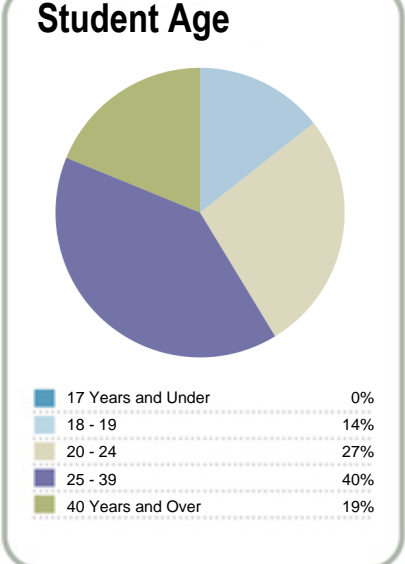
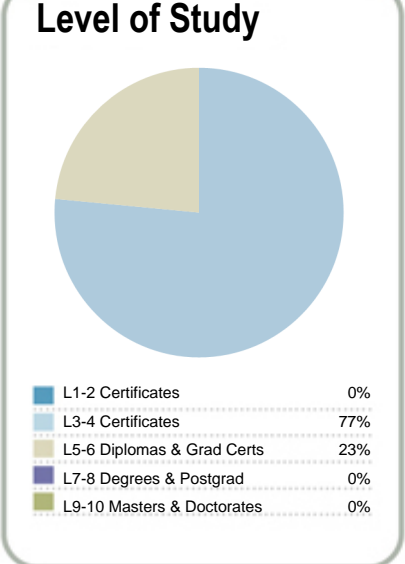
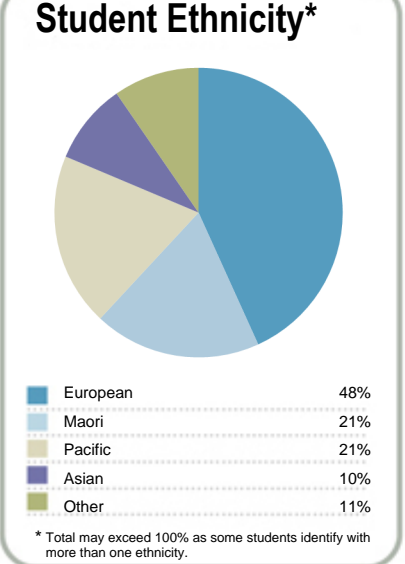
This measure shows the proportion of students in a given year that complete a qualification or re-enrol at the same tertiary education organisation in the following year.

Context

EFTS*: 57
Students: 68

Further information about student characteristics may be available on the organisation's website.

* Number of equivalent full time students.



Contacts

PO Box 58644
Botany
AUCKLAND 2163
New Zealand
09 538 0360

<http://www.mtcnz.org.nz>

Disclaimer: The results in this report are generated from data submitted by Tertiary Education Organisations. While efforts have been made to verify the information, the Tertiary Education Commission does not attest to the accuracy or completeness of the results.

The Performance of Tertiary Education Organisations

www.tec.govt.nz



Tertiary Education Commission
Te Amorangi Mātauranga Matua

Auckland East City Elim Church

Organisation Type: **Private Training Establishment**

Year: **2015**

Fund: **Student Achievement Component**

Successful Completion of Courses

This measure shows the proportion of courses in a given year that are successfully completed.

Median: 83%

1	New Zealand Training Centre	100%
1	North Shore Helicopter Training Ltd	100%
1	Techtorium NZ Institute of IT Ltd	100%
4	Vineyard College	99%
5	Eastwest Coll of Intercultural Studies	99%
6	Safety N Action Limited	99%
7	Capital Training	98%
8	New Zealand Skydiving School Ltd	98%
9	Praxis	97%
10	Taranaki Educare	97%
11	New Zealand College of Chiropractic	97%
12	Hillary Outdoors Education Centres	97%
13	Alpha Training Centre	97%
14	North Shore Language School	97%
15	Mr Barber Training Centre	97%
16	Wanaka Helicopters Limited	97%
17	Pathways Bible and Mission College	97%
18	MSL Training Ltd	97%
19	Manaaki Ora	96%
20	Good Shepherd College - Te Heparā Pai	96%
21	Airways Training Centre	96%
22	Aperfield Montessori Trust	96%
23	Nelson Aviation College	95%
24	Turanga Ararau	95%

Completion of Qualifications

This measure shows the proportion of students in a given year who complete a qualification.

Median: 79%

1	Agriculture New Zealand	100%
1	Airways Training Centre	100%
1	Ardmore Flying School	100%
1	Capital Training	100%
1	East Auckland Performing Arts Limited	100%
1	Elite Int School Of Beauty Therapy	100%
1	Hungry Creek Art and Crafts School	100%
1	International Aviation Academy of NZ Ltd	100%
1	Manaaki Ora	100%
1	Nelson Aviation College	100%
1	New Zealand College of Chiropractic	100%
1	New Zealand Tertiary College Limited	100%
1	New Zealand Training Centre	100%
1	NZ College of Massage	100%
1	NZ School of Acupuncture & TCM	100%
1	Praxis	100%
1	Southern Wings Limited	100%
1	Te Tari Puna Ora O Aotearoa/NZ Childcare	100%
1	The Learning Connexion Limited	100%
1	Toi Whakaari: NZ Drama School	100%
1	Vineyard College	100%
1	Whitecliffe College of Arts and Design	100%
23	Techtorium NZ Institute of IT Ltd	99%
24	Auckland East City Elim Church	99%

Student Progression to Higher Level Study

This measure shows the proportion of students in a given year who progress to study at a higher level after completing a qualification at levels 1 - 4.

Median: 26%

1	Laidlaw College Incorporated	100%
2	Patricks School of Hairdressing Limited	88%
3	Hungry Creek Art and Crafts School	83%
4	NZ School of Outdoor Studies Limited	83%
5	ACG Yoobee School of Design.	78%
6	Faith Bible College	77%
7	Whitecliffe College of Arts and Design	70%
8	AIS St Helens	67%
8	Te Rooopu A Iwi o Te Arawa	67%
10	Pacific Training Institute (PTI)	65%
11	Peter Minturn (NZ) Goldsmith School	63%
12	New Zealand Inst of Fashion Tech Ltd	62%
13	Praxis	61%
14	Whitireia New Zealand Limited	59%
15	MSL Training Ltd	56%
16	ACG Tertiary & Careers	54%
17	International Travel College of NZ	54%
18	New Zealand School of Tourism	53%
19	Te Wananga Takiura	52%
20	National Council of YMCAs of New Zealand	52%
21	Hillary Outdoors Education Centres	50%
22	New Zealand Management Academies	49%
23	NZ College of Massage	48%
24	The Learning Connexion Limited	47%

Students Retained in Study

This measure shows the proportion of students in a given year that complete a qualification or re-enrol at the same tertiary education organisation in the following year.

Median: 74%

1	Community Colleges New Zealand Ltd	100%
1	Taranaki Educare	100%
3	Institute of Professional Legal Studies	98%
4	Mr Barber Training Centre	97%
5	College of Law NZ	97%
6	New Zealand School of Radio Limited	96%
7	Vineyard College	95%
8	Peter Minturn (NZ) Goldsmith School	95%
9	Toi Whakaari: NZ Drama School	94%
10	New Zealand College of Chiropractic	94%
11	Techtorium NZ Institute of IT Ltd	94%
12	Evolution School of Holistic Therapies	94%
13	New Zealand School of Tourism	94%
14	North Shore Language School	93%
15	Airways Training Centre	92%
16	EnterpriseMIT	92%
17	Whitecliffe College of Arts and Design	91%
18	AIS St Helens	91%
19	Southern Wings Limited	91%
20	NZ Inst of Electrolysis & Beauty Therapy	90%
21	Rangi Ruru Early Childhood College	90%
21	School of Business Ltd	90%
23	People Potential Limited	89%
24	Kyewood Equestrian Centre Limited	89%

Disclaimer: The results in this report are generated from data submitted by Tertiary Education Organisations. While efforts have been made to verify the information, the Tertiary Education Commission does not attest to the accuracy or completeness of the results.



Auckland East City Elim Church

Organisation Type: **Private Training Establishment**
Year: **2015** Fund: **Student Achievement Component**

Successful Completion of Courses

This measure shows the proportion of courses in a given year that are successfully completed.

Completion of Qualifications

This measure shows the proportion of students in a given year who complete a qualification.

Student Progression to Higher Level Study

This measure shows the proportion of students in a given year who progress to study at a higher level after completing a qualification at levels 1 - 4.

Students Retained in Study

This measure shows the proportion of students in a given year that complete a qualification or re-enrol at the same tertiary education organisation in the following year.

Median: 83%

25	College of Law NZ	95%
26	Auckland City Training School	95%
27	Auckland East City Elim Church	94%
28	Target Education	94%
29	Aromaflex Academy	94%
30	Whitecliffe College of Arts and Design	94%
31	Institute of Professional Legal Studies	94%
32	Peter Minturn (NZ) Goldsmith School	94%
33	The Hairdressing College	94%
34	HLC	93%
35	NZ School of Food and Wine Ltd	93%
36	Academy of Diving Trust	92%
37	NZ School of Acupuncture & TCM	92%
38	Faith Bible College	92%
39	New Zealand School of Tourism	92%
40	New Zealand Management Academies	92%
41	Air New Zealand Aviation Institute	92%
42	Polyethnic Institute of Studies	92%
43	Southern Wings Limited	92%
44	Queenstown Resort College	92%
45	Kyrewood Equestrian Centre Limited	91%
46	NZ School of Outdoor Studies Limited	91%
47	Te Tari Puna Ora O Aotearoa/NZ Childcare	90%
48	CPS Training	90%

Median: 79%

25	Academy of Diving Trust	98%
26	North Shore Language School	98%
27	Institute of Professional Legal Studies	97%
28	Avonmore Tertiary Institute	97%
29	AMS Group Training	97%
30	Corporate Academy Group	96%
31	AIS St Helens	96%
32	Wanaka Helicopters Limited	96%
33	Vet Nurse plus Limited	95%
34	College of Law NZ	95%
35	The Hairdressing College	95%
36	Mr Barber Training Centre	94%
37	New Zealand Skydiving School Ltd	94%
38	MSL Training Ltd	94%
39	Turanga Ararau	93%
40	Auckland City Training School	93%
41	New Zealand School of Radio Limited	93%
42	NZ School of Food and Wine Ltd	93%
43	New Zealand School of Tourism	92%
44	Faith Bible College	92%
45	Future Skills Academy Limited	92%
46	SAE Institute	92%
47	Training For You Limited	91%
48	New Zealand Management Academies	91%

Median: 26%

25	Excel Ministries - Performing Arts	47%
26	Hair to Train	46%
27	Auckland East City Elim Church	46%
28	Naturopathic College of New Zealand	45%
29	Lifeway College	43%
30	New Zealand Welding School	43%
31	BEST Pacific Institute of Education Ltd	43%
32	Auckland City Training School	43%
33	Te Kohanga Reo National Trust Board	42%
34	VETEL	41%
35	Future Skills Academy Limited	40%
36	The Hairdressing College	39%
37	NZ Institute of Education 2007 Limited	39%
38	Design and Arts College of NZ Ltd	38%
38	Palmerston North School of Design Ltd	38%
38	SENZ Training and Employment Centre	38%
41	Academy of Diving Trust	38%
42	The Cut Above Academy Limited	36%
43	Martin-Hautus	35%
44	Servilles Academy Limited	34%
45	Evolution School of Holistic Therapies	34%
46	The Hairdressing Academy & Col of Beauty	34%
47	Taranaki Educare	33%
47	Te Kura Motuhake o Te Ataarangi Inc	33%

Median: 74%

24	Vet Nurse plus Limited	89%
26	Land Based Training Limited	89%
27	South Seas Film & Television School Ltd	89%
28	Blueprint for Learning	88%
29	Advance Training Centres	87%
30	Academy of Diving Trust	87%
31	Ashton Warner Nanny Academy	87%
32	The National School of Aesthetics	87%
33	Harrington\Vaughan Academy of Hairdress	87%
34	Auckland East City Elim Church	87%
35	Te Kura Motuhake o Te Ataarangi Inc	86%
36	Nelson Aviation College	86%
37	Te Tari Puna Ora O Aotearoa/NZ Childcare	86%
38	Media Design School Limited	85%
39	NZ Graduate School of Education Limited	85%
40	Air New Zealand Aviation Institute	85%
41	Queenstown Resort College	85%
42	The Hairdressing College	85%
43	Praxis	84%
44	NZ Institute of Education 2007 Limited	84%
45	MSL Training Ltd	84%
46	New Zealand Skydiving School Ltd	84%
46	New Zealand Training Centre	84%
48	CPS Training	84%

Disclaimer: The results in this report are generated from data submitted by Tertiary Education Organisations. While efforts have been made to verify the information, the Tertiary Education Commission does not attest to the accuracy or completeness of the results.



Auckland East City Elim Church

Organisation Type: **Private Training Establishment**

Year: **2015**

Fund: **Student Achievement Component**

Successful Completion of Courses

This measure shows the proportion of courses in a given year that are successfully completed.

Completion of Qualifications

This measure shows the proportion of students in a given year who complete a qualification.

Student Progression to Higher Level Study

This measure shows the proportion of students in a given year who progress to study at a higher level after completing a qualification at levels 1 - 4.

Students Retained in Study

This measure shows the proportion of students in a given year that complete a qualification or re-enrol at the same tertiary education organisation in the following year.

Median: 83%

49	Toi Whakaari: NZ Drama School	90%
50	Catholic Institute of Aotearoa NZ	90%
51	Ashton Warner Nanny Academy	90%
52	New Zealand Tertiary College Limited	90%
53	Royal Business College Limited	90%
54	International Aviation Academy of NZ Ltd	89%
55	New Zealand School of Radio Limited	89%
56	ITTI	89%
57	Samala Robinson Academy Ltd	89%
58	Vet Nurse plus Limited	88%
59	Ardmore Flying School	88%
60	North Shore International Academy (NSIA)	88%
61	Waikato Institute of Education	88%
62	Premier Hairdressing Academy	88%
63	Sue's Computer Training Company	88%
64	New Zealand College of Chinese Medicine	88%
65	Pacific Int Hotel Management School Ltd	88%
66	Bethlehem Institute Limited	87%
67	Porse Education & Training	87%
68	NZ Institute of Education 2007 Limited	87%
69	NZ College of Massage	87%
70	Advance Training Centres	87%
71	Crown Institute of Studies	87%
72	South Seas Film & Television School Ltd	86%

Median: 79%

49	Kyrewood Equestrian Centre Limited	90%
50	Eastwest Coll of Intercultural Studies	90%
51	Ashton Warner Nanny Academy	90%
52	NZ School of Outdoor Studies Limited	90%
53	Target Education	90%
54	Porse Education & Training	89%
55	Polyethnic Institute of Studies	89%
56	New Zealand College of Chinese Medicine	89%
57	Pacific Int Hotel Management School Ltd	87%
58	Catholic Institute of Aotearoa NZ	86%
59	The Cut Above Academy Limited	86%
60	EnterpriseMIT	86%
61	Premier Hairdressing Academy	85%
62	HLC	85%
63	Peter Minturn (NZ) Goldsmith School	85%
64	Skills 4 Work Incorporated	85%
65	ICL Business School	85%
66	Laidlaw College Incorporated	85%
67	Taratahi Agricultural Training Centre	84%
68	Air New Zealand Aviation Institute	84%
69	Te Wananga Takiura	84%
70	Royal Business College Limited	83%
71	CPS Training	83%
72	Wellcare Education Limited	82%

Median: 26%

49	Avonmore Tertiary Institute	33%
50	Academy Group (NZ) Limited	31%
51	Tipu Ora	31%
52	Elliott Hairdressing Training Centre Ltd	30%
52	Harrington/Vaughan Academy of Hairdress	30%
54	Advance Training Centres	29%
55	Quantum Education Group Limited	28%
56	Quantum Education Group ES Ltd	28%
57	Cornerstone Education	28%
58	Waikato School of Hairdressing Limited	28%
59	Elite Int School Of Beauty Therapy	28%
60	EastBay Rural Education Activities Inc.	27%
61	Corporate Academy Group	27%
62	Onsite Education	27%
63	EDENZ Colleges Ltd	26%
64	The Professional Bar & Restaurant School	26%
65	English Teaching College	26%
66	Ashton Warner Nanny Academy	25%
66	ITTI	25%
66	Kyrewood Equestrian Centre Limited	25%
69	People Potential Limited	25%
70	Solomon Group	24%
71	DAS International Academy	24%
72	ATC New Zealand	23%

Median: 74%

49	New Zealand Tertiary College Limited	83%
50	South Pacific Bible College	83%
50	Te Wananga Takiura	83%
52	Porse Education & Training	83%
53	New Zealand Institute of Sport	83%
54	EDENZ Colleges Ltd	83%
55	Skills 4 Work Incorporated	83%
56	Animation College New Zealand Limited	82%
57	Servilles Academy Limited	82%
58	Palmerston North School of Design Ltd	82%
59	Solomon Group	82%
60	ACG Tertiary & Careers	82%
61	East Auckland Performing Arts Limited	82%
62	Future Skills Academy Limited	82%
63	NZ College of Massage	82%
64	New Zealand College of Chinese Medicine	81%
65	Target Education	81%
66	IPU New Zealand	81%
67	Alpha Training Centre	80%
67	Good Shepherd College - Te Heparā Pai	80%
69	Agriculture New Zealand	80%
70	Workforce Development Limited	79%
71	The Cut Above Academy Limited	79%
72	Nelson Technical Institute Ltd	79%

Disclaimer: The results in this report are generated from data submitted by Tertiary Education Organisations. While efforts have been made to verify the information, the Tertiary Education Commission does not attest to the accuracy or completeness of the results.

The Performance of Tertiary Education Organisations

www.tec.govt.nz



Tertiary Education Commission
Te Amorangi Mātauranga Matua

Auckland East City Elim Church

Organisation Type: Private Training Establishment

Year: 2015

Fund: Student Achievement Component

Successful Completion of Courses

This measure shows the proportion of courses in a given year that are successfully completed.

Median: 83%

73	New Zealand Institute of Sport	86%
74	Hungry Creek Art and Crafts School	86%
75	Avonmore Tertiary Institute	86%
76	Animation College New Zealand Limited	86%
77	Carey Baptist College	86%
78	Te Wananga Whare Tapere O Takitimu	85%
79	Wellpark College	85%
80	Bay of Plenty College of Homeopathy Ltd	85%
81	Corporate Academy Group	85%
82	Skills 4 Work Incorporated	85%
83	Agriculture New Zealand	85%
84	Te Wananga Takiura	85%
85	ACG Tertiary & Careers	85%
86	Naturopathic College of New Zealand	84%
87	DAS International Academy	84%
88	KIWA Institute of Education	84%
89	EnterpriseMIT	84%
90	Alphacrucis International College	83%
91	The Cut Above Academy Limited	83%
92	ACG Yoobee School of Design.	83%
93	NZ Inst of Electrolysis & Beauty Therapy	83%
94	The National School of Aesthetics	83%
95	South Pacific College of Natural Medicin	83%
96	NZ Graduate School of Education Limited	83%

Completion of Qualifications

This measure shows the proportion of students in a given year who complete a qualification.

Median: 79%

73	International College of Camille	82%
74	Blueprint for Learning	82%
75	ACG Tertiary & Careers	82%
76	The Methodist Mission	81%
77	Hillary Outdoors Education Centres	81%
78	Bay of Plenty College of Homeopathy Ltd	81%
79	Land Based Training Limited	81%
80	Carey Baptist College	81%
81	NZ Institute of Education 2007 Limited	80%
82	International Travel College of NZ	80%
83	People Potential Limited	80%
84	ACG Yoobee School of Design.	80%
85	NZ Inst of Electrolysis & Beauty Therapy	79%
86	School of Business Ltd	79%
87	KIWA Institute of Education	79%
88	Solomon Group	79%
89	Sue's Computer Training Company	79%
90	New Zealand School of Education Limited	78%
91	Skills Update Training Institute	78%
92	Excel Ministries - Performing Arts	78%
93	South Seas Film & Television School Ltd	78%
94	Advance Training Centres	78%
95	NZ Graduate School of Education Limited	78%
96	Community Colleges New Zealand Ltd	78%

Student Progression to Higher Level Study

This measure shows the proportion of students in a given year who progress to study at a higher level after completing a qualification at levels 1 - 4.

Median: 26%

73	Crown Institute of Studies	23%
74	Community Colleges New Zealand Ltd	22%
75	North Shore Language School	21%
76	Auckland Hotel & Chefs Training School	20%
77	Taratahi Agricultural Training Centre	20%
78	New Zealand School of Radio Limited	19%
79	Tectra Limited	19%
80	Quantum Education Group QT Limited	18%
81	International College of Camille	18%
82	Land Based Training Limited	16%
83	Manaakitanga Aotearoa Charitable Trust	16%
84	Polyethnic Institute of Studies	16%
85	Workforce Development Limited	16%
86	New Zealand Institute of Sport	15%
87	Sue's Computer Training Company	15%
87	Vineyard College	15%
89	New Zealand School of Education Limited	15%
90	Turanga Ararau	15%
91	National College of Security Personnel	14%
92	Alphacrucis International College	13%
92	Training For You Limited	13%
94	The National School of Aesthetics	12%
95	KIWA Institute of Education	11%
96	Premier Hairdressing Academy	11%

Students Retained in Study

This measure shows the proportion of students in a given year that complete a qualification or re-enrol at the same tertiary education organisation in the following year.

Median: 74%

73	Training For You Limited	79%
74	Air Hawkes Bay Limited	79%
75	Academy Group (NZ) Limited	79%
76	Excel Ministries - Performing Arts	79%
77	New Zealand Inst of Fashion Tech Ltd	78%
78	Hair to Train	78%
79	NZ School of Outdoor Studies Limited	78%
80	Turanga Ararau	78%
81	Premier Hairdressing Academy	78%
82	AMS Group Training	78%
83	Faith Bible College	77%
84	Pacific Int Hotel Management School Ltd	77%
85	ACG Yoobee School of Design.	77%
86	Design and Arts College of NZ Ltd	77%
87	HLC	77%
87	Maata Waka Enterprises	77%
89	Bethlehem Institute Limited	77%
90	NZ School of Food and Wine Ltd	77%
91	Hawk Enterprises Ltd	76%
92	Avonmore Tertiary Institute	76%
93	Auckland City Training School	76%
94	International Travel College of NZ	75%
95	NZ School of Acupuncture & TCM	75%
96	Polyethnic Institute of Studies	74%

Disclaimer: The results in this report are generated from data submitted by Tertiary Education Organisations. While efforts have been made to verify the information, the Tertiary Education Commission does not attest to the accuracy or completeness of the results.

The Performance of Tertiary Education Organisations

www.tec.govt.nz



Tertiary Education Commission
Te Amorangi Mātauranga Matua

Auckland East City Elim Church

Organisation Type: **Private Training Establishment**

Year: **2015**

Fund: **Student Achievement Component**

Successful Completion of Courses

This measure shows the proportion of courses in a given year that are successfully completed.

Median: 83%

97	Laidlaw College Incorporated	83%
98	AMS Group Training	83%
99	Servilles Academy Limited	83%
100	Land Based Training Limited	82%
101	Waikato Aero Club (Inc)	82%
102	Hair to Train	82%
103	Fairview Educational Services Limited	82%
104	Design and Arts College of NZ Ltd	82%
105	Lotus Holistic Centre	82%
106	School of Business Ltd	82%
107	Solomon Group	82%
108	Blueprint for Learning	82%
109	Air Hawkes Bay Limited	81%
110	Success Maker Education Centre	81%
111	Elite Int School Of Beauty Therapy	81%
112	New Zealand Playcentre Federation Inc	81%
113	IPU New Zealand	81%
114	CTC Aviation Training (NZ) Limited	81%
115	Taratahi Agricultural Training Centre	81%
116	AIS St Helens	81%
117	The Learning Connexion Limited	81%
118	Training For You Limited	81%
119	Whitireia New Zealand Limited	80%
120	SAE Institute	80%

Completion of Qualifications

This measure shows the proportion of students in a given year who complete a qualification.

Median: 79%

97	Wellpark College	77%
98	ITTI	77%
99	Lifeway College	77%
100	Design and Arts College of NZ Ltd	76%
101	New Zealand Institute of Sport	76%
102	Harrington\Vaughan Academy of Hairdress	76%
103	Good Shepherd College - Te Heparā Pai	76%
104	Auckland Hotel & Chefs Training School	76%
105	Servilles Academy Limited	75%
106	Hair to Train	75%
107	English Teaching College	75%
108	The National School of Aesthetics	74%
109	IPU New Zealand	73%
109	Te Roopu A Iwi o Te Arawa	73%
111	Education Action Limited	73%
112	North Shore Helicopter Training Ltd	72%
113	DAS International Academy	72%
114	New Zealand Welding School	71%
115	Nelson Technical Institute Ltd	71%
116	Air Hawkes Bay Limited	71%
117	Agribusiness Training Limited	71%
118	Success Maker Education Centre	70%
119	G & H Training	70%
120	Queenstown Resort College	69%

Student Progression to Higher Level Study

This measure shows the proportion of students in a given year who progress to study at a higher level after completing a qualification at levels 1 - 4.

Median: 26%

97	Success Maker Education Centre	11%
98	Agriculture New Zealand	11%
99	Agribusiness Training Limited	11%
100	Netcor Campus (NZ Education & Tourism)	11%
101	HLC	10%
102	Samala Robinson Academy Ltd	10%
103	Porse Education & Training	9%
104	Mr Barber Training Centre	9%
105	Aromaflex Academy	8%
105	EnterpriseMIT	8%
107	Air New Zealand Aviation Institute	8%
108	Skills Update Training Institute	8%
109	NZ School of Food and Wine Ltd	8%
110	Safety N Action Limited	7%
111	Wellcare Education Limited	7%
112	G & H Training	7%
113	Taruna College	7%
114	Blueprint for Learning	6%
115	Ag Challenge Limited	6%
116	Nelson Technical Institute Ltd	5%
117	Waikato Institute for Leisure and Sport	4%
117	Waikato Institute of Education	4%
119	School of Business Ltd	4%
120	AMS Group Training	3%

Students Retained in Study

This measure shows the proportion of students in a given year that complete a qualification or re-enrol at the same tertiary education organisation in the following year.

Median: 74%

97	New Zealand Management Academies	74%
98	Hungry Creek Art and Crafts School	74%
99	Elite Int School Of Beauty Therapy	74%
100	Laidlaw College Incorporated	74%
101	Fairview Educational Services Limited	73%
102	Auckland Hotel & Chefs Training School	73%
103	Sue's Computer Training Company	72%
104	ITTI	72%
105	Netcor Campus (NZ Education & Tourism)	72%
105	New Zealand School of Education Limited	72%
107	Waikato Institute for Leisure and Sport	72%
108	International College of Camille	72%
109	SAE Institute	71%
110	International Aviation Academy of NZ Ltd	71%
111	Success Maker Education Centre	71%
112	ATC New Zealand	70%
113	KIWA Institute of Education	70%
114	Eastwest Coll of Intercultural Studies	70%
114	Onsite Education	70%
116	Wellpark College	70%
117	South Pacific College of Natural Medicin	70%
118	Carey Baptist College	69%
119	G & H Training	68%
120	The Learning Connexion Limited	68%

Disclaimer: The results in this report are generated from data submitted by Tertiary Education Organisations. While efforts have been made to verify the information, the Tertiary Education Commission does not attest to the accuracy or completeness of the results.



Auckland East City Elim Church

Organisation Type: **Private Training Establishment**
Year: **2015** Fund: **Student Achievement Component**

Successful Completion of Courses

This measure shows the proportion of courses in a given year that are successfully completed.

Median: 83%

121	Auckland Hotel & Chefs Training School	80%
122	New Zealand Inst of Fashion Tech Ltd	80%
123	Palmerston North School of Design Ltd	80%
124	Waikato School of Hairdressing Limited	79%
125	Evolution School of Holistic Therapies	79%
126	Hawk Enterprises Ltd	79%
127	Onsite Education	79%
128	International Travel College of NZ	79%
129	The Methodist Mission	79%
130	Ag Challenge Limited	79%
131	International College of Camille	79%
132	New Zealand Welding School	78%
133	Excel Ministries - Performing Arts	78%
134	Queens Academic Group Limited	78%
135	Te Kohanga Reo National Trust Board	78%
136	The Professional Bar & Restaurant School	77%
137	Media Design School Limited	77%
138	Te Roopu A Iwi o Te Arawa	77%
139	English Teaching College	76%
140	Agribusiness Training Limited	76%
141	Wellcare Education Limited	76%
142	ICL Business School	76%
143	Waikato Institute for Leisure and Sport	75%
144	Nelson Technical Institute Ltd	75%

Completion of Qualifications

This measure shows the proportion of students in a given year who complete a qualification.

Median: 79%

121	South Pacific College of Natural Medicin	68%
122	ATC New Zealand	67%
123	Whitireia New Zealand Limited	67%
124	Animation College New Zealand Limited	67%
125	Waikato School of Hairdressing Limited	67%
126	Onsite Education	66%
127	Waikato Institute of Education	66%
128	Pacific Coast Technical Institute	64%
129	Taranaki Educare	64%
130	Quantum Education Group QT Limited	63%
131	Cornerstone Education	63%
132	Fairview Educational Services Limited	63%
133	The Hairdressing Academy & Col of Beauty	62%
134	Elliott Hairdressing Training Centre Ltd	62%
135	Quantum Education Group ES Ltd	61%
136	Alphacrusis International College	61%
137	Te Kohanga Reo National Trust Board	61%
138	Workforce Development Limited	61%
139	The Professional Bar & Restaurant School	61%
140	Alpha Training Centre	60%
141	Academy Group (NZ) Limited	59%
142	Aromaflex Academy	58%
143	Netcor Campus (NZ Education & Tourism)	57%
144	Waikato Institute for Leisure and Sport	55%

Student Progression to Higher Level Study

This measure shows the proportion of students in a given year who progress to study at a higher level after completing a qualification at levels 1 - 4.

Median: 26%

121	Alpha Training Centre	0%
121	Carey Baptist College	0%
121	Construction Trade Training Unit	0%
121	Fairview Educational Services Limited	0%
121	Lotus Holistic Centre	0%
121	Mara Marketing Limited	0%
121	New Zealand College of Chinese Medicine	0%
121	NZ Inst of Electrolysis & Beauty Therapy	0%
121	The College of Future Learning NZ Ltd	0%

Students Retained in Study

This measure shows the proportion of students in a given year that complete a qualification or re-enrol at the same tertiary education organisation in the following year.

Median: 74%

121	Waikato School of Hairdressing Limited	68%
122	DAS International Academy	68%
123	Quantum Education Group QT Limited	67%
124	CTC Aviation Training (NZ) Limited	67%
124	Lifeway College	67%
124	Royal Business College Limited	67%
124	Taruna College	67%
128	The Professional Bar & Restaurant School	66%
129	Tectra Limited	66%
130	Te Kohanga Reo National Trust Board	66%
131	The College of Future Learning NZ Ltd	65%
132	Te Wananga Whare Tapere O Takitimu	64%
133	Agribusiness Training Limited	64%
134	ICL Business School	64%
135	Te Roopu A Iwi o Te Arawa	64%
136	Whitireia New Zealand Limited	64%
137	Wellcare Education Limited	63%
138	Aperfield Montessori Trust	63%
139	Elliott Hairdressing Training Centre Ltd	62%
139	New Zealand Welding School	62%
141	Cornerstone Education	62%
142	Catholic Institute of Aotearoa NZ	61%
143	Corporate Academy Group	61%
144	North Shore International Academy (NSIA)	60%

Disclaimer: The results in this report are generated from data submitted by Tertiary Education Organisations. While efforts have been made to verify the information, the Tertiary Education Commission does not attest to the accuracy or completeness of the results.



Auckland East City Elim Church

Organisation Type: **Private Training Establishment**

Year: **2015**

Fund: **Student Achievement Component**

Successful Completion of Courses

This measure shows the proportion of courses in a given year that are successfully completed.

Median: 83%

145	Academy Group (NZ) Limited	75%
146	National Trade Academy Ltd	75%
147	The Hairdressing Academy & Col of Beauty	75%
148	People Potential Limited	74%
149	Lifeway College	74%
150	Skills Update Training Institute	73%
151	Workforce Development Limited	72%
152	New Zealand School of Education Limited	72%
153	Harrington\Vaughan Academy of Hairdress	72%
154	ATC New Zealand	71%
155	Community Colleges New Zealand Ltd	71%
156	Quantum Education Group ES Ltd	71%
157	Education Action Limited	71%
158	G & H Training	71%
159	Cornerstone Education	70%
160	Future Skills Academy Limited	70%
161	Quantum Education Group QT Limited	68%
162	Anamata PTE - Whakatane	68%
163	Pacific Coast Technical Institute	68%
164	Taruna College	68%
165	Maata Waka Enterprises	65%
166	Patricks School of Hairdressing Limited	63%
167	Pacific Training Institute (PTI)	63%
168	National College of Security Personnel	63%

Completion of Qualifications

This measure shows the proportion of students in a given year who complete a qualification.

Median: 79%

145	Media Design School Limited	55%
146	Crown Institute of Studies	54%
147	Te Wananga Whare Tapere O Takitimu	54%
148	Taruna College	52%
149	Samala Robinson Academy Ltd	51%
150	Ag Challenge Limited	50%
151	Palmerston North School of Design Ltd	49%
152	Maata Waka Enterprises	49%
153	Bethlehem Institute Limited	49%
154	Quantum Education Group Limited	48%
155	Hawk Enterprises Ltd	47%
156	National Trade Academy Ltd	46%
157	Safety N Action Limited	45%
158	National College of Security Personnel	45%
159	Naturopathic College of New Zealand	44%
160	Queens Academic Group Limited	44%
161	Lotus Holistic Centre	43%
162	BEST Pacific Institute of Education Ltd	42%
163	The College of Future Learning NZ Ltd	42%
164	Pacific Training Institute (PTI)	41%
165	Martin-Hautus	39%
166	Patricks School of Hairdressing Limited	34%
167	North Shore International Academy (NSIA)	34%
168	CTC Aviation Training (NZ) Limited	30%

Student Progression to Higher Level Study

This measure shows the proportion of students in a given year who progress to study at a higher level after completing a qualification at levels 1 - 4.

Median: 26%

145	Quantum Education Group Limited	60%
146	Samala Robinson Academy Ltd	60%
147	Waikato Institute of Education	59%
148	Alphacrusis International College	59%
149	Skills Update Training Institute	59%
150	Ag Challenge Limited	58%
151	The Hairdressing Academy & Col of Beauty	58%
152	Queens Academic Group Limited	58%
153	Martin-Hautus	57%
154	Bay of Plenty College of Homeopathy Ltd	57%
155	Ardmore Flying School	57%
156	VETEL	56%
157	EastBay Rural Education Activities Inc.	56%
158	Tipu Ora	55%
159	SENZ Training and Employment Centre	54%
160	Crown Institute of Studies	54%
161	National College of Security Personnel	50%
162	Quantum Education Group ES Ltd	49%
163	Aromaflex Academy	48%
164	Naturopathic College of New Zealand	48%
165	English Teaching College	47%
166	Lotus Holistic Centre	47%
167	Taratahi Agricultural Training Centre	46%
168	Pacific Training Institute (PTI)	46%

Students Retained in Study

This measure shows the proportion of students in a given year that complete a qualification or re-enrol at the same tertiary education organisation in the following year.

Median: 74%

145	Quantum Education Group Limited	60%
146	Samala Robinson Academy Ltd	60%
147	Waikato Institute of Education	59%
148	Alphacrusis International College	59%
149	Skills Update Training Institute	59%
150	Ag Challenge Limited	58%
151	The Hairdressing Academy & Col of Beauty	58%
152	Queens Academic Group Limited	58%
153	Martin-Hautus	57%
154	Bay of Plenty College of Homeopathy Ltd	57%
155	Ardmore Flying School	57%
156	VETEL	56%
157	EastBay Rural Education Activities Inc.	56%
158	Tipu Ora	55%
159	SENZ Training and Employment Centre	54%
160	Crown Institute of Studies	54%
161	National College of Security Personnel	50%
162	Quantum Education Group ES Ltd	49%
163	Aromaflex Academy	48%
164	Naturopathic College of New Zealand	48%
165	English Teaching College	47%
166	Lotus Holistic Centre	47%
167	Taratahi Agricultural Training Centre	46%
168	Pacific Training Institute (PTI)	46%

Disclaimer: The results in this report are generated from data submitted by Tertiary Education Organisations. While efforts have been made to verify the information, the Tertiary Education Commission does not attest to the accuracy or completeness of the results.



Auckland East City Elim Church

Organisation Type: **Private Training Establishment**

Year: **2015**

Fund: **Student Achievement Component**

Successful Completion of Courses

This measure shows the proportion of courses in a given year that are successfully completed.

Median: 83%

169	Quantum Education Group Limited	63%
170	East Auckland Performing Arts Limited	62%
171	Elliott Hairdressing Training Centre Ltd	62%
172	Netcor Campus (NZ Education & Tourism)	56%
173	BEST Pacific Institute of Education Ltd	54%
174	The College of Future Learning NZ Ltd	54%
175	Trade Education Limited	53%
176	Te Kura Motuhake o Te Ataarangi Inc	52%
177	Martin-Hautus	48%
178	HFT Limited	43%
179	Literacy Aotearoa	42%
180	Helipro Aviation	24%
181	Tectra Limited	11%
182	NZ College of Early Childhood Education	4%
183	Computer Power (NZ) Ltd (Spherion)	3%
184	Construction Trade Training Unit	0%

Completion of Qualifications

This measure shows the proportion of students in a given year who complete a qualification.

Median: 79%

169	Aperfield Montessori Trust	28%
170	Literacy Aotearoa	28%
171	Anamata PTE - Whakatane	17%
172	Tectra Limited	15%
173	Computer Power (NZ) Ltd (Spherion)	
173	Construction Trade Training Unit	
173	Evolution School of Holistic Therapies	
173	Helipro Aviation	
173	HFT Limited	
173	New Zealand Inst of Fashion Tech Ltd	
173	New Zealand Playcentre Federation Inc	
173	NZ College of Early Childhood Education	
173	Pathways Bible and Mission College	
173	Te Kura Motuhake o Te Ataarangi Inc	
173	Trade Education Limited	
173	Waikato Aero Club (Inc)	

Student Progression to Higher Level Study

This measure shows the proportion of students in a given year who progress to study at a higher level after completing a qualification at levels 1 - 4.

Median: 26%

169	Safety N Action Limited	45%
170	Patricks School of Hairdressing Limited	44%
171	Manaakitanga Aotearoa Charitable Trust	39%
172	HFT Limited	38%
173	Anamata PTE - Whakatane	38%
174	National Council of YMCAs of New Zealand	35%
175	Trinity Methodist Theological College	33%
176	BEST Pacific Institute of Education Ltd	30%
177	NZ College of Early Childhood Education	30%
178	Construction Trade Training Unit	29%
179	Literacy Aotearoa	29%
180	Waikato Aero Club (Inc)	29%
181	Alphacrucis Limited	25%
182	Hillary Outdoors Education Centres	22%
183	New Zealand Playcentre Federation Inc	17%
184	Mara Marketing Limited	5%
185	Pathways Bible and Mission College	3%
186	Action Adventure	0%
186	Advanced Training Academy Limited	0%
186	Computer Power (NZ) Ltd (Spherion)	0%
186	Helipro Aviation	0%
186	KAAT Trust	0%
186	Te Ata Hou Trust	0%
186	Trade Education Limited	0%

Students Retained in Study

This measure shows the proportion of students in a given year that complete a qualification or re-enrol at the same tertiary education organisation in the following year.

Median: 74%

169	Safety N Action Limited	45%
170	Patricks School of Hairdressing Limited	44%
171	Manaakitanga Aotearoa Charitable Trust	39%
172	HFT Limited	38%
173	Anamata PTE - Whakatane	38%
174	National Council of YMCAs of New Zealand	35%
175	Trinity Methodist Theological College	33%
176	BEST Pacific Institute of Education Ltd	30%
177	NZ College of Early Childhood Education	30%
178	Construction Trade Training Unit	29%
179	Literacy Aotearoa	29%
180	Waikato Aero Club (Inc)	29%
181	Alphacrucis Limited	25%
182	Hillary Outdoors Education Centres	22%
183	New Zealand Playcentre Federation Inc	17%
184	Mara Marketing Limited	5%
185	Pathways Bible and Mission College	3%
186	Action Adventure	0%
186	Advanced Training Academy Limited	0%
186	Computer Power (NZ) Ltd (Spherion)	0%
186	Helipro Aviation	0%
186	KAAT Trust	0%
186	Te Ata Hou Trust	0%
186	Trade Education Limited	0%

Disclaimer: The results in this report are generated from data submitted by Tertiary Education Organisations. While efforts have been made to verify the information, the Tertiary Education Commission does not attest to the accuracy or completeness of the results.