



## The Private Training Establishment sector

Year: 2014

Fund: Student Achievement Component



### Successful Completion of Courses

|           |     |
|-----------|-----|
| Level 1-2 | 78% |
| Level 3-4 | 84% |
| Level 5-6 | 83% |
| Level 7-8 | 87% |

This measure shows the proportion of courses in a given year that are successfully completed.



### Completion of Qualifications

|            |      |
|------------|------|
| Level 1-2  | 73%  |
| Level 3-4  | 79%  |
| Level 5-6  | 79%  |
| Level 7-8  | 100% |
| Level 9-10 | 68%  |

This measure shows the proportion of students in a given year who complete a qualification.



### Student Progression to Higher Level Study

|         |     |
|---------|-----|
| Level 1 | 68% |
| Level 2 | 36% |
| Level 3 | 36% |
| Level 4 | 23% |

This measure shows the proportion of students in a given year who progress to study at a higher level after completing a qualification at levels 1 - 4.



### Students Retained in Study

|            |     |
|------------|-----|
| Level 1-2  | 71% |
| Level 3-4  | 69% |
| Level 5-6  | 61% |
| Level 7-8  | 79% |
| Level 9-10 | 72% |

This measure shows the proportion of students in a given year that complete a qualification or re-enrol at the same tertiary education organisation in the following year.

## About the Private Training Establishment sector Government expectations of the Private Training Establishment sector

In 2014 the TEC funded 244 Private Training Establishments (PTEs) through its Student Achievement Component fund and/or Youth Guarantee fund.

The size and characteristics of PTEs vary. Smaller specialised PTEs may offer a single qualification for fewer than 20 equivalent full-time students (EFTS). The largest PTEs may offer a range of qualifications to over a thousand EFTS. For these reasons comparing PTEs may be difficult.

The government expects PTEs to:

- Work with employers to ensure provision meets employment and industry needs
- Get at-risk young people into a career or further education
- Enable Maori and Pasifika learners to progress from foundation level education to higher levels of learning
- Improve adult literacy and numeracy

### Tertiary Education Strategy

The Tertiary Education Strategy (TES) sets high expectations for TEO performance and attaining better outcomes especially for skills for industry, Maori and Pasifika learners, at risk young people and for adult literacy and numeracy.

### Context

Number of students in total: 46,077

Number of equivalent full-time student places: 26,767

| Student ethnicity* |     | Level of study |     |
|--------------------|-----|----------------|-----|
| European           | 53% | Level 1-2      | 7%  |
| Maori              | 29% | Level 3-4      | 46% |
| Pacific            | 17% | Level 5-6      | 30% |
| Asian              | 9%  | Level 7-8      | 17% |
| Other              | 4%  | Level 9-10     | 0%  |

\*Total may exceed 100% as some students identify with more than one ethnicity.

# The Performance of Tertiary Education Organisations

www.tec.govt.nz



Tertiary Education Commission  
Te Amorangi Mātauranga Matua

## Mara Marketing Limited

Organisation Type: Private Training Establishment

Year: 2014

Fund: Student Achievement Component



### Successful Completion of Courses

All Levels of Study

38%

|            |   |
|------------|---|
| Level 1-2  | * |
| Level 3-4  | * |
| Level 5-6  | * |
| Level 7-8  | * |
| Level 9-10 | * |

\* Information is not available for this level group.



### Completion of Qualifications

All Levels of Study

14%

|            |   |
|------------|---|
| Level 1-2  | * |
| Level 3-4  | * |
| Level 5-6  | * |
| Level 7-8  | * |
| Level 9-10 | * |

\* Information is not available for this level group.



### Student Progression to Higher Level Study

Level 1 - 4 Study

4%

|         |   |
|---------|---|
| Level 1 | * |
| Level 2 | * |
| Level 3 | * |
| Level 4 | * |

\* Information is not available for this level group.



### Students Retained in Study

All Levels of Study

58%

|            |   |
|------------|---|
| Level 1-2  | * |
| Level 3-4  | * |
| Level 5-6  | * |
| Level 7-8  | * |
| Level 9-10 | * |

\* Information is not available for this level group.

This measure shows the proportion of courses in a given year that are successfully completed.

This measure shows the proportion of students in a given year who complete a qualification.

This measure shows the proportion of students in a given year who progress to study at a higher level after completing a qualification at levels 1 - 4.

This measure shows the proportion of students in a given year that complete a qualification or re-enrol at the same tertiary education organisation in the following year.

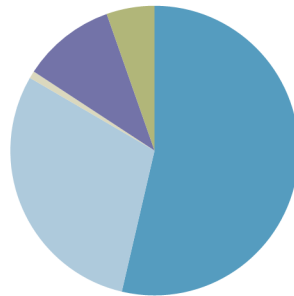
### Context

EFTS\*: 17  
Students: 41

Further information about student characteristics may be available on the organisation's website.

\* Number of equivalent full time students.


### Student Ethnicity\*



|          |     |
|----------|-----|
| European | 58% |
| Maori    | 32% |
| Pacific  | 1%  |
| Asian    | 11% |
| Other    | 6%  |

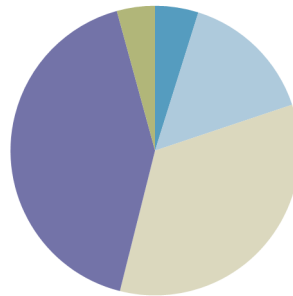
\* Total may exceed 100% as some students identify with more than one ethnicity.

### Level of Study



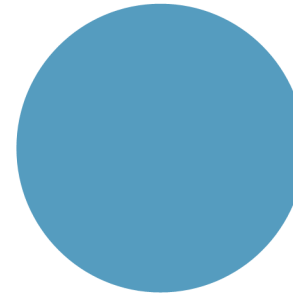
|                            |      |
|----------------------------|------|
| L1-2 Certificates          | 0%   |
| L3-4 Certificates          | 100% |
| L5-6 Diplomas & Grad Certs | 0%   |
| L7-8 Degrees & Postgrad    | 0%   |
| L9-10 Masters & Doctorates | 0%   |

### Student Age



|                    |     |
|--------------------|-----|
| 17 Years and Under | 5%  |
| 18 - 19            | 15% |
| 20 - 24            | 34% |
| 25 - 39            | 42% |
| 40 Years and Over  | 4%  |

### Subject Area



|                             |      |
|-----------------------------|------|
| Engineering                 | 100% |
| Unknown                     | 0%   |
| Natural & Physical Sciences | 0%   |
| Information Technology      | 0%   |
| Other                       | 0%   |

### Contacts

PO Box 5633  
Terrace End  
Palmerston North  
4441  
New Zealand  
06 357 3869

<http://www.autotraining.co.nz>

Disclaimer: The results in this report are generated from data submitted by Tertiary Education Organisations. While efforts have been made to verify the information, the Tertiary Education Commission does not attest to the accuracy or completeness of the results.

Report Name: TEC-008465-2014-G001-Educational\_Performance\_Indicators-20150622\_closed\_SAC.pdf

Report Version: 2

Asset ID: M0002v02

Page Title: Educational Performance & Contextual Information

Cutoff Type: Closed  
Date Effective: 22 June, 2015  
Date/Time Created: 17/07/2015 - 15:59

# The Performance of Tertiary Education Organisations

www.tec.govt.nz



Tertiary Education Commission  
Te Amorangi Mātauranga Matua

## Mara Marketing Limited

Organisation Type: Private Training Establishment

Year: 2014

Fund: Student Achievement Component

**Successful Completion of Courses**

This measure shows the proportion of courses in a given year that are successfully completed.

Median: 85%

|    |   |      |
|----|---|------|
| 1  | Community Colleges New Zealand Ltd      | 100% |
| 1  | Kyrewood Equestrian Centre Limited      | 100% |
| 1  | New Zealand Training Centre             | 100% |
| 1  | Safety N Action Limited                 | 100% |
| 1  | Taranaki Educare                        | 100% |
| 1  | Trinity Methodist Theological College   | 100% |
| 7  | NZ School of Outdoor Studies Limited    | 99%  |
| 8  | CTC Aviation Training (NZ) Limited      | 99%  |
| 9  | Peter Minturn (NZ) Goldsmith School     | 99%  |
| 10 | College of Law NZ                       | 99%  |
| 11 | Eastwest Coll of Intercultural Studies  | 98%  |
| 12 | Techtorium NZ Institute of IT Ltd       | 98%  |
| 13 | Mr Barber Training Centre               | 97%  |
| 14 | Good Shepherd College - Te Heparā Pai   | 97%  |
| 15 | New Zealand School of Radio Limited     | 96%  |
| 16 | Institute of Professional Legal Studies | 96%  |
| 17 | New Zealand College of Chiropractic     | 96%  |
| 18 | New Zealand Skydiving School Ltd        | 96%  |
| 19 | NZ School of Acupuncture & TCM          | 95%  |
| 20 | Evolution School of Holistic Therapies  | 95%  |
| 21 | Alpha Training Centre                   | 95%  |
| 22 | Blueprint for Learning                  | 94%  |
| 23 | Toi Whakaari: NZ Drama School           | 94%  |
| 24 | Nelson Aviation College                 | 94%  |

**Completion of Qualifications**

This measure shows the proportion of students in a given year who complete a qualification.

Median: 81%

|   |  |      |
|---|--|------|
| 1 | Airways Training Centre                  | 100% |
| 1 | AIS St Helens                            | 100% |
| 1 | Aromaflex Academy                        | 100% |
| 1 | Community Colleges New Zealand Ltd       | 100% |
| 1 | CTC Aviation Training (NZ) Limited       | 100% |
| 1 | Eastwest Coll of Intercultural Studies   | 100% |
| 1 | English Teaching College                 | 100% |
| 1 | Good Shepherd College - Te Heparā Pai    | 100% |
| 1 | Maata Waka Enterprises                   | 100% |
| 1 | New Zealand College of Chinese Medicine  | 100% |
| 1 | New Zealand College of Chiropractic      | 100% |
| 1 | NZ College of Massage                    | 100% |
| 1 | Pacific Int Hotel Management School Ltd  | 100% |
| 1 | Palmerston North School of Design Ltd    | 100% |
| 1 | Praxis                                   | 100% |
| 1 | Quantum Education Group QT Limited       | 100% |
| 1 | Rangi Ruru Early Childhood College       | 100% |
| 1 | Skills 4 Work Incorporated               | 100% |
| 1 | South Pacific Bible College              | 100% |
| 1 | Southern Wings Limited                   | 100% |
| 1 | Te Tari Puna Ora O Aotearoa/NZ Childcare | 100% |
| 1 | Techtorium NZ Institute of IT Ltd        | 100% |
| 1 | The Learning Connexion Limited           | 100% |
| 1 | Trinity Methodist Theological College    | 100% |

**Student Progression to Higher Level Study**

This measure shows the proportion of students in a given year who progress to study at a higher level after completing a qualification at levels 1 - 4.

Median: 22%

|    |   |     |
|----|---|-----|
| 1  | Laidlaw College Incorporated            | 80% |
| 1  | Taranaki Educare                        | 80% |
| 3  | ACG Yoobee School of Design.            | 78% |
| 3  | Hillary Outdoors Education Centres      | 78% |
| 5  | NZ School of Outdoor Studies Limited    | 75% |
| 6  | Whitecliffe College of Arts and Design  | 70% |
| 7  | Hungry Creek Art and Crafts School      | 67% |
| 8  | New Zealand School of Education Limited | 62% |
| 9  | VETEL                                   | 62% |
| 10 | Lifeway College                         | 60% |
| 10 | Peter Minturn (NZ) Goldsmith School     | 60% |
| 12 | MSL Training Ltd                        | 59% |
| 13 | Praxis                                  | 58% |
| 14 | New Zealand Management Academies        | 55% |
| 15 | ACG Tertiary & Careers                  | 55% |
| 16 | The Learning Connexion Limited          | 54% |
| 17 | Palmerston North School of Design Ltd   | 54% |
| 18 | International Travel College of NZ      | 52% |
| 19 | Success Maker Education Centre          | 50% |
| 20 | Action Adventure                        | 49% |
| 21 | Naturopathic College of New Zealand     | 48% |
| 22 | Turanga Ararau                          | 47% |
| 23 | Ministry Training College Of Nz         | 46% |
| 24 | Faith Bible College                     | 45% |

**Students Retained in Study**

This measure shows the proportion of students in a given year that complete a qualification or re-enrol at the same tertiary education organisation in the following year.

Median: 75%

|    |   |      |
|----|---|------|
| 1  | EDENZ Colleges Ltd                      | 100% |
| 1  | Manaakitanga Aotearoa Charitable Trust  | 100% |
| 1  | New Zealand School of Radio Limited     | 100% |
| 1  | Rapu Ki Rua Institute                   | 100% |
| 1  | Royal Business College Limited          | 100% |
| 1  | Taranaki Educare                        | 100% |
| 7  | NZ School of Outdoor Studies Limited    | 99%  |
| 8  | New Zealand College of Chiropractic     | 98%  |
| 9  | College of Law NZ                       | 97%  |
| 10 | Institute of Professional Legal Studies | 97%  |
| 11 | Rangi Ruru Early Childhood College      | 96%  |
| 12 | Techtorium NZ Institute of IT Ltd       | 96%  |
| 13 | North Shore Language School             | 96%  |
| 14 | Palmerston North School of Design Ltd   | 95%  |
| 14 | Peter Minturn (NZ) Goldsmith School     | 95%  |
| 16 | Mr Barber Training Centre               | 95%  |
| 17 | The College of Future Learning NZ Ltd   | 95%  |
| 18 | EnterpriseMIT                           | 93%  |
| 19 | Vineyard College                        | 93%  |
| 20 | Eastwest Coll of Intercultural Studies  | 92%  |
| 20 | Toi Whakaari: NZ Drama School           | 92%  |
| 22 | Sir George Seymour College              | 92%  |
| 23 | Alpha Training Centre                   | 91%  |
| 24 | Kyrewood Equestrian Centre Limited      | 91%  |

Disclaimer: The results in this report are generated from data submitted by Tertiary Education Organisations. While efforts have been made to verify the information, the Tertiary Education Commission does not attest to the accuracy or completeness of the results.

# The Performance of Tertiary Education Organisations

www.tec.govt.nz



Tertiary Education Commission  
Te Amorangi Mātauranga Matua

## Mara Marketing Limited

Organisation Type: Private Training Establishment

Year: 2014

Fund: Student Achievement Component

**Successful Completion of Courses**

This measure shows the proportion of courses in a given year that are successfully completed.

Median: 85%

|    |  |     |
|----|--|-----|
| 25 | Sir George Seymour College               | 94% |
| 26 | English Teaching College                 | 93% |
| 27 | Airways Training Centre                  | 92% |
| 28 | North Shore Language School              | 92% |
| 29 | CPS Training                             | 92% |
| 30 | Pacific Int Hotel Management School Ltd  | 92% |
| 31 | Land Based Training Limited              | 92% |
| 32 | Harrington\Vaughan Academy of Hairdress  | 92% |
| 33 | Advance Training Centres                 | 92% |
| 34 | Auckland City Training School            | 91% |
| 35 | Air New Zealand Aviation Institute       | 91% |
| 36 | Pathways Bible and Mission College       | 91% |
| 37 | Ministry Training College Of Nz          | 91% |
| 38 | NZ Inst of Electrolysis & Beauty Therapy | 91% |
| 39 | Waikato Aero Club (Inc)                  | 91% |
| 40 | The National School of Aesthetics        | 91% |
| 41 | Te Kura Motuhake o Te Ataarangi Inc      | 91% |
| 42 | South Pacific Bible College              | 91% |
| 43 | New Zealand Tertiary College Limited     | 91% |
| 44 | Vineyard College                         | 91% |
| 45 | Vet Nurse plus Limited                   | 91% |
| 46 | School of Business Ltd                   | 91% |
| 47 | Aperfield Montessori Trust               | 91% |
| 48 | New Zealand Inst of Fashion Tech Ltd     | 90% |

**Completion of Qualifications**

This measure shows the proportion of students in a given year who complete a qualification.

Median: 81%

|    |  |      |
|----|--|------|
| 1  | Vineyard College                         | 100% |
| 1  | Waikato Aero Club (Inc)                  | 100% |
| 1  | Whitecliffe College of Arts and Design   | 100% |
| 28 | New Zealand School of Education Limited  | 99%  |
| 29 | Mr Barber Training Centre                | 99%  |
| 30 | College of Law NZ                        | 99%  |
| 31 | New Zealand Tertiary College Limited     | 99%  |
| 32 | Catholic Institute of Aotearoa NZ        | 98%  |
| 33 | Institute of Professional Legal Studies  | 98%  |
| 34 | Sir George Seymour College               | 98%  |
| 35 | EnterpriseMIT                            | 97%  |
| 36 | Training For You Limited                 | 97%  |
| 37 | New Zealand Skydiving School Ltd         | 97%  |
| 38 | New Zealand Management Academies         | 96%  |
| 39 | Hungry Creek Art and Crafts School       | 96%  |
| 40 | New Zealand School of Radio Limited      | 96%  |
| 41 | Laidlaw College Incorporated             | 96%  |
| 42 | North Shore International Academy (NSIA) | 95%  |
| 43 | Peter Minturn (NZ) Goldsmith School      | 95%  |
| 44 | Te Wananga Takiura                       | 94%  |
| 45 | North Shore Language School              | 92%  |
| 46 | Taranaki Educare                         | 92%  |
| 47 | ATC New Zealand                          | 92%  |
| 48 | School of Business Ltd                   | 92%  |

**Student Progression to Higher Level Study**

This measure shows the proportion of students in a given year who progress to study at a higher level after completing a qualification at levels 1 - 4.

Median: 22%

|    |  |     |
|----|--|-----|
| 25 | Excel Ministries - Performing Arts       | 45% |
| 26 | Sir George Seymour College               | 44% |
| 27 | New Zealand Welding School               | 41% |
| 28 | Tipu Ora                                 | 41% |
| 29 | NZ College of Massage                    | 39% |
| 30 | BEST Pacific Institute of Education Ltd  | 39% |
| 31 | Academy of Diving Trust                  | 38% |
| 32 | SENZ Training and Employment Centre      | 38% |
| 33 | New Zealand Inst of Fashion Tech Ltd     | 37% |
| 34 | Auckland City Training School            | 37% |
| 35 | The Hairdressing College                 | 36% |
| 36 | Auckland Hotel & Chefs Training School   | 35% |
| 37 | Te Wananga Takiura                       | 35% |
| 38 | Servilles Academy Limited                | 34% |
| 39 | Advanced Training Academy Limited        | 33% |
| 39 | Waikato School of Hairdressing Limited   | 33% |
| 41 | Academy Group (NZ) Limited               | 33% |
| 42 | Corporate Academy Group                  | 32% |
| 43 | Quantum Education Group ES Ltd           | 31% |
| 44 | National Council of YMCAs of New Zealand | 30% |
| 45 | Elite Int School Of Beauty Therapy       | 30% |
| 46 | The Cut Above Academy Limited            | 30% |
| 47 | Martin-Hautus                            | 30% |
| 48 | Harrington\Vaughan Academy of Hairdress  | 30% |

**Students Retained in Study**

This measure shows the proportion of students in a given year that complete a qualification or re-enrol at the same tertiary education organisation in the following year.

Median: 75%

|    |  |     |
|----|--|-----|
| 25 | Patricks School of Hairdressing Limited  | 90% |
| 26 | NZ Inst of Electrolysis & Beauty Therapy | 90% |
| 27 | South Seas Film & Television School Ltd  | 90% |
| 28 | Academy of Diving Trust                  | 90% |
| 29 | School of Business Ltd                   | 89% |
| 30 | People Potential Limited                 | 89% |
| 31 | International Pacific College NZ         | 89% |
| 32 | Land Based Training Limited              | 89% |
| 33 | Auckland City Training School            | 89% |
| 34 | Tipu Ora                                 | 88% |
| 35 | Taruna College                           | 88% |
| 36 | Te Tari Puna Ora O Aotearoa/NZ Childcare | 87% |
| 37 | Animation College New Zealand Limited    | 87% |
| 38 | Excel Ministries - Performing Arts       | 87% |
| 39 | Ashton Warner Nanny Academy              | 87% |
| 40 | Queenstown Resort College                | 87% |
| 41 | ACG Tertiary & Careers                   | 86% |
| 42 | Hawk Enterprises Ltd                     | 86% |
| 44 | Nelson Aviation College                  | 86% |
| 42 | Pathways Bible and Mission College       | 85% |
| 45 | The Cut Above Academy Limited            | 85% |
| 46 | Ministry Training College Of Nz          | 85% |
| 47 | Faith Bible College                      | 84% |
| 48 | Tetra Limited                            | 84% |

Disclaimer: The results in this report are generated from data submitted by Tertiary Education Organisations. While efforts have been made to verify the information, the Tertiary Education Commission does not attest to the accuracy or completeness of the results.

# The Performance of Tertiary Education Organisations

www.tec.govt.nz



Tertiary Education Commission  
Te Amorangi Mātauranga Matua

## Mara Marketing Limited

Organisation Type: **Private Training Establishment**

Year: **2014**

Fund: **Student Achievement Component**

**Successful Completion of Courses**

This measure shows the proportion of courses in a given year that are successfully completed.

**Completion of Qualifications**

This measure shows the proportion of students in a given year who complete a qualification.

**Student Progression to Higher Level Study**

This measure shows the proportion of students in a given year who progress to study at a higher level after completing a qualification at levels 1 - 4.

**Students Retained in Study**

This measure shows the proportion of students in a given year that complete a qualification or re-enrol at the same tertiary education organisation in the following year.

Median: 85%

|    |  |     |
|----|--|-----|
| 49 | NZ Graduate School of Education Limited  | 90% |
| 50 | Te Tari Puna Ora O Aotearoa/NZ Childcare | 90% |
| 51 | Rangi Ruru Early Childhood College       | 90% |
| 52 | Ashton Warner Nanny Academy              | 90% |
| 53 | South Seas Film & Television School Ltd  | 90% |
| 54 | New Zealand Management Academies         | 89% |
| 55 | MSL Training Ltd                         | 89% |
| 56 | Polyethnic Institute of Studies          | 89% |
| 57 | Whitecliffe College of Arts and Design   | 89% |
| 58 | NZ Institute of Education 2007 Limited   | 89% |
| 59 | Carey Baptist College                    | 89% |
| 60 | Te Wananga Takiura                       | 89% |
| 61 | Waikato Institute for Leisure and Sport  | 89% |
| 62 | Taratahi Agricultural Training Centre    | 88% |
| 63 | NZ College of Massage                    | 88% |
| 64 | Nelson Technical Institute Ltd           | 88% |
| 65 | Tectra Limited                           | 88% |
| 66 | Palmerston North School of Design Ltd    | 88% |
| 67 | Catholic Institute of Aotearoa NZ        | 88% |
| 68 | Air Hawke's Bay Ltd                      | 88% |
| 69 | Praxis                                   | 88% |
| 70 | Academy of Diving Trust                  | 88% |
| 71 | Laidlaw College Incorporated             | 87% |
| 72 | Animation College New Zealand Limited    | 87% |

Median: 81%

|    |  |     |
|----|--|-----|
| 49 | Waikato Institute for Leisure and Sport  | 92% |
| 50 | Land Based Training Limited              | 92% |
| 51 | Air New Zealand Aviation Institute       | 92% |
| 52 | East Auckland Performing Arts Limited    | 92% |
| 53 | AMS Group Training                       | 92% |
| 54 | Tectra Limited                           | 91% |
| 55 | The Hairdressing College                 | 91% |
| 56 | Academy of Diving Trust                  | 91% |
| 57 | Porse Education & Training               | 91% |
| 58 | Blueprint for Learning                   | 90% |
| 59 | Evolution School of Holistic Therapies   | 90% |
| 60 | Wellpark College                         | 90% |
| 61 | Queens Academic Group Limited            | 90% |
| 62 | Advance Training Centres                 | 90% |
| 63 | NZ Inst of Electrolysis & Beauty Therapy | 90% |
| 64 | CPS Training                             | 89% |
| 65 | Ashton Warner Nanny Academy              | 89% |
| 66 | The National School of Aesthetics        | 89% |
| 67 | South Seas Film & Television School Ltd  | 89% |
| 68 | Wellcare Education Limited               | 88% |
| 69 | Workforce Development Limited            | 88% |
| 70 | Ministry Training College Of Nz          | 88% |
| 71 | Turanga Ararau                           | 87% |
| 72 | Toi Whakaari: NZ Drama School            | 87% |

Median: 22%

|    |   |     |
|----|---|-----|
| 49 | ATC New Zealand                         | 28% |
| 50 | Future Skills Academy Limited           | 28% |
| 51 | Advance Training Centres                | 28% |
| 52 | Tectra Limited                          | 28% |
| 53 | Solomon Group                           | 27% |
| 54 | New Zealand Institute of Sport          | 27% |
| 55 | ITTI                                    | 27% |
| 56 | NZ Institute of Education 2007 Limited  | 27% |
| 57 | Manaakitanga Aotearoa Charitable Trust  | 26% |
| 58 | Hair to Train                           | 26% |
| 59 | Design and Arts College of NZ Ltd       | 26% |
| 60 | Agriculture New Zealand                 | 25% |
| 60 | Evolution School of Holistic Therapies  | 25% |
| 60 | Pacific Training Institute (PTI)        | 25% |
| 63 | Quantum Education Group Limited         | 25% |
| 64 | Nelson Technical Institute Ltd          | 24% |
| 64 | Waikato Institute for Leisure and Sport | 24% |
| 66 | Whitireia New Zealand Limited           | 23% |
| 67 | Land Based Training Limited             | 23% |
| 68 | Crown Institute of Studies              | 23% |
| 69 | Onsite Education                        | 22% |
| 70 | EDENZ Colleges Ltd                      | 22% |
| 71 | Avonmore Tertiary Institute             | 21% |
| 72 | Te Kohanga Reo National Trust Board     | 21% |

Median: 75%

|    |   |     |
|----|---|-----|
| 49 | NZ School of Food and Wine Ltd          | 84% |
| 50 | HLC                                     | 84% |
| 51 | Air Hawke's Bay Ltd                     | 84% |
| 51 | New Zealand Training Centre             | 84% |
| 53 | Advanced Training Academy Limited       | 83% |
| 53 | South Pacific Bible College             | 83% |
| 55 | New Zealand Tertiary College Limited    | 83% |
| 56 | Quantum Education Group QT Limited      | 83% |
| 57 | ACG Yoobee School of Design.            | 82% |
| 58 | Blueprint for Learning                  | 82% |
| 59 | NZ School of Acupuncture & TCM          | 82% |
| 60 | Porse Education & Training              | 82% |
| 61 | CPS Training                            | 82% |
| 62 | Waikato Institute for Leisure and Sport | 82% |
| 63 | Sue's Computer Training Company         | 81% |
| 64 | NZ Graduate School of Education Limited | 81% |
| 65 | Academy Group (NZ) Limited              | 81% |
| 66 | Skills Update Training Institute        | 81% |
| 67 | New Zealand Institute of Sport          | 81% |
| 68 | New Zealand College of Chinese Medicine | 81% |
| 69 | AIS St Helens                           | 81% |
| 70 | AMS Group Training                      | 80% |
| 71 | Pacific Int Hotel Management School Ltd | 80% |
| 72 | Good Shepherd College - Te Heparā Pai   | 80% |

Disclaimer: The results in this report are generated from data submitted by Tertiary Education Organisations. While efforts have been made to verify the information, the Tertiary Education Commission does not attest to the accuracy or completeness of the results.



# The Performance of Tertiary Education Organisations

www.tec.govt.nz



Tertiary Education Commission  
Te Amorangi Mātauranga Matua

## Mara Marketing Limited

Organisation Type: Private Training Establishment

Year: 2014

Fund: Student Achievement Component

**Successful Completion of Courses**

This measure shows the proportion of courses in a given year that are successfully completed.

Median: 85%

|    |   |     |
|----|---|-----|
| 73 | Martin-Hautus                           | 87% |
| 74 | Media Design School Limited             | 87% |
| 75 | Te Wananga Whare Tapere O Takitimu      | 87% |
| 76 | Porse Education & Training              | 87% |
| 77 | Samala Robinson Academy Ltd             | 86% |
| 78 | Hungry Creek Art and Crafts School      | 86% |
| 79 | Servilles Academy Limited               | 86% |
| 80 | New Zealand Institute of Sport          | 86% |
| 81 | AIS St Helens                           | 86% |
| 82 | Solomon Group                           | 86% |
| 83 | Hawk Enterprises Ltd                    | 86% |
| 84 | Faith Bible College                     | 86% |
| 85 | Academy Group (NZ) Limited              | 86% |
| 86 | Turanga Ararau                          | 86% |
| 87 | Aromaflex Academy                       | 85% |
| 88 | New Zealand College of Chinese Medicine | 85% |
| 89 | EnterpriseMIT                           | 85% |
| 90 | People Potential Limited                | 85% |
| 91 | Success Maker Education Centre          | 85% |
| 92 | Bethlehem Institute Limited             | 85% |
| 93 | Queens Academic Group Limited           | 85% |
| 94 | ACG Tertiary & Careers                  | 85% |
| 95 | Design and Arts College of NZ Ltd       | 85% |
| 96 | Quantum Education Group Limited         | 85% |

**Completion of Qualifications**

This measure shows the proportion of students in a given year who complete a qualification.

Median: 81%

|    |  |     |
|----|--|-----|
| 73 | Waikato Institute of Education           | 86% |
| 74 | International Travel College of NZ       | 86% |
| 75 | Academy Group (NZ) Limited               | 85% |
| 76 | Alpha Training Centre                    | 85% |
| 77 | Vet Nurse plus Limited                   | 84% |
| 78 | People Potential Limited                 | 84% |
| 79 | NZ Institute of Education 2007 Limited   | 84% |
| 80 | EDENZ Colleges Ltd                       | 84% |
| 81 | Polyethnic Institute of Studies          | 84% |
| 82 | Harrington\Vaughan Academy of Hairdress  | 84% |
| 83 | SAE Institute                            | 83% |
| 84 | Queenstown Resort College                | 83% |
| 85 | MSL Training Ltd                         | 83% |
| 86 | New Zealand Institute of Sport           | 83% |
| 87 | Avonmore Tertiary Institute              | 82% |
| 88 | NZ Graduate School of Education Limited  | 82% |
| 89 | Servilles Academy Limited                | 82% |
| 90 | Solomon Group                            | 82% |
| 91 | NZ School of Outdoor Studies Limited     | 82% |
| 92 | South Pacific College of Natural Medicin | 81% |
| 93 | Bethlehem Institute Limited              | 81% |
| 94 | Auckland City Training School            | 81% |
| 95 | Netcor Campus (NZ Education & Tourism)   | 80% |
| 96 | Premier Hairdressing Academy             | 80% |

**Student Progression to Higher Level Study**

This measure shows the proportion of students in a given year who progress to study at a higher level after completing a qualification at levels 1 - 4.

Median: 22%

|    |  |     |
|----|--|-----|
| 73 | Cornerstone Education                    | 20% |
| 74 | People Potential Limited                 | 19% |
| 75 | Training For You Limited                 | 19% |
| 76 | AIS St Helens                            | 19% |
| 76 | Blueprint for Learning                   | 19% |
| 78 | Quantum Education Group QT Limited       | 19% |
| 79 | Taratahi Agricultural Training Centre    | 18% |
| 80 | Elliott Hairdressing Training Centre Ltd | 18% |
| 81 | Workforce Development Limited            | 18% |
| 82 | Vineyard College                         | 18% |
| 83 | English Teaching College                 | 17% |
| 84 | EastBay Rural Education Activities Inc.  | 17% |
| 84 | KAAT Trust                               | 17% |
| 84 | Lotus Holistic Centre                    | 17% |
| 84 | The College of Future Learning NZ Ltd    | 17% |
| 88 | Samala Robinson Academy Ltd              | 17% |
| 89 | DAS International Academy                | 16% |
| 90 | Patricks School of Hairdressing Limited  | 16% |
| 91 | The Hairdressing Academy & Col of Beauty | 14% |
| 92 | International College of Camille         | 14% |
| 93 | The Professional Bar & Restaurant School | 14% |
| 94 | Netcor Campus (NZ Education & Tourism)   | 12% |
| 95 | Alphacrucis International College        | 11% |
| 96 | Polyethnic Institute of Studies          | 11% |

**Students Retained in Study**

This measure shows the proportion of students in a given year that complete a qualification or re-enrol at the same tertiary education organisation in the following year.

Median: 75%

|    |  |     |
|----|--|-----|
| 72 | Trinity Methodist Theological College    | 80% |
| 74 | Skills 4 Work Incorporated               | 80% |
| 75 | Media Design School Limited              | 80% |
| 76 | Waikato School of Hairdressing Limited   | 80% |
| 77 | MSL Training Ltd                         | 80% |
| 78 | New Zealand Inst of Fashion Tech Ltd     | 80% |
| 79 | Bethlehem Institute Limited              | 80% |
| 80 | NZ College of Massage                    | 79% |
| 81 | International Aviation Academy of NZ Ltd | 79% |
| 81 | The National School of Aesthetics        | 79% |
| 83 | Harrington\Vaughan Academy of Hairdress  | 79% |
| 84 | Servilles Academy Limited                | 78% |
| 85 | South Pacific College of Natural Medicin | 78% |
| 86 | Aronui Technical Training Centre         | 78% |
| 87 | NZ Institute of Education 2007 Limited   | 78% |
| 88 | Premier Hairdressing Academy             | 77% |
| 89 | Corporate Academy Group                  | 77% |
| 90 | East Auckland Performing Arts Limited    | 77% |
| 90 | Praxis                                   | 77% |
| 92 | Laidlaw College Incorporated             | 77% |
| 93 | Auckland Hotel & Chefs Training School   | 77% |
| 94 | Agriculture New Zealand                  | 76% |
| 95 | New Zealand Skydiving School Ltd         | 76% |
| 96 | Te Kura Motuhake o Te Ataarangi Inc      | 76% |

Disclaimer: The results in this report are generated from data submitted by Tertiary Education Organisations. While efforts have been made to verify the information, the Tertiary Education Commission does not attest to the accuracy or completeness of the results.

# The Performance of Tertiary Education Organisations

www.tec.govt.nz



Tertiary Education Commission  
Te Amorangi Mātauranga Matua

## Mara Marketing Limited

Organisation Type: Private Training Establishment

Year: 2014

Fund: Student Achievement Component

**Successful Completion of Courses**

This measure shows the proportion of courses in a given year that are successfully completed.

**Completion of Qualifications**

This measure shows the proportion of students in a given year who complete a qualification.

**Student Progression to Higher Level Study**

This measure shows the proportion of students in a given year who progress to study at a higher level after completing a qualification at levels 1 - 4.

**Students Retained in Study**

This measure shows the proportion of students in a given year that complete a qualification or re-enrol at the same tertiary education organisation in the following year.

Median: 85%

|     |  |     |
|-----|--|-----|
| 97  | Quantum Education Group QT Limited       | 84% |
| 98  | New Zealand School of Education Limited  | 84% |
| 99  | The Cut Above Academy Limited            | 84% |
| 100 | Ardmore Flying School                    | 84% |
| 101 | Tipu Ora                                 | 84% |
| 102 | The College of Future Learning NZ Ltd    | 84% |
| 103 | AMS Group Training                       | 84% |
| 104 | Taruna College                           | 84% |
| 105 | International Aviation Academy of NZ Ltd | 84% |
| 106 | Crown Institute of Studies               | 84% |
| 107 | North Shore International Academy (NSIA) | 83% |
| 108 | Waikato Institute of Education           | 83% |
| 109 | Onsite Education                         | 83% |
| 110 | Premier Hairdressing Academy             | 83% |
| 111 | Construction Trade Training Unit         | 83% |
| 112 | Sue's Computer Training Company          | 82% |
| 113 | Quantum Education Group ES Ltd           | 82% |
| 114 | The Learning Connexion Limited           | 82% |
| 115 | HLC                                      | 82% |
| 116 | International Travel College of NZ       | 82% |
| 117 | South Pacific College of Natural Medicin | 82% |
| 118 | HFT Limited                              | 82% |
| 119 | Skills 4 Work Incorporated               | 82% |
| 120 | East Auckland Performing Arts Limited    | 82% |

Median: 81%

|     |  |     |
|-----|--|-----|
| 97  | Nelson Technical Institute Ltd           | 80% |
| 98  | ACG Tertiary & Careers                   | 79% |
| 99  | The Cut Above Academy Limited            | 79% |
| 100 | Faith Bible College                      | 78% |
| 101 | Tipu Ora                                 | 78% |
| 102 | HLC                                      | 78% |
| 103 | Taruna College                           | 78% |
| 104 | NZ School of Food and Wine Ltd           | 78% |
| 105 | Design and Arts College of NZ Ltd        | 77% |
| 106 | Agriculture New Zealand                  | 77% |
| 107 | G & H Training                           | 76% |
| 108 | New Zealand Inst of Fashion Tech Ltd     | 76% |
| 109 | Sue's Computer Training Company          | 76% |
| 110 | The Professional Bar & Restaurant School | 76% |
| 111 | ACG Yoobee School of Design.             | 76% |
| 112 | International College of Camille         | 75% |
| 113 | ITTI                                     | 75% |
| 114 | Onsite Education                         | 75% |
| 115 | Excel Ministries - Performing Arts       | 74% |
| 116 | The College of Future Learning NZ Ltd    | 74% |
| 117 | Nelson Aviation College                  | 73% |
| 118 | Fairview Educational Services Limited    | 73% |
| 119 | Martin-Hautus                            | 73% |
| 120 | NZ School of Acupuncture & TCM           | 72% |

Median: 22%

|     |  |           |
|-----|--|-----------|
| 97  | Porse Education & Training               | 10%       |
| 98  | Te Ata Hou Trust                         | 10%       |
| 99  | Air New Zealand Aviation Institute       | 10%       |
| 100 | HLC                                      | 10%       |
| 101 | Agribusiness Training Limited            | 9%        |
| 102 | Rapu Ki Rua Institute                    | 9%        |
| 103 | North Shore Language School              | 8%        |
| 104 | National College of Security Personnel   | 8%        |
| 105 | Aronui Technical Training Centre         | 7%        |
| 106 | EnterpriseMIT                            | 7%        |
| 107 | NZ Inst of Electrolysis & Beauty Therapy | 7%        |
| 108 | New Zealand School of Radio Limited      | 7%        |
| 109 | Alpha Training Centre                    | 6%        |
| 110 | Premier Hairdressing Academy             | 6%        |
| 111 | Fairview Educational Services Limited    | 6%        |
| 111 | Travel Careers & Training Limited        | 6%        |
| 113 | Community Colleges New Zealand Ltd       | 6%        |
| 114 | School of Business Ltd                   | 5%        |
| 115 | <b>Mara Marketing Limited</b>            | <b>4%</b> |
| 116 | Ag Challenge Limited                     | 4%        |
| 117 | Wellcare Education Limited               | 4%        |
| 118 | AMS Group Training                       | 3%        |
| 119 | Mr Barber Training Centre                | 3%        |
| 120 | Taruna College                           | 2%        |

Median: 75%

|     |  |     |
|-----|--|-----|
| 97  | The Hairdressing College               | 76% |
| 98  | Air New Zealand Aviation Institute     | 76% |
| 99  | Te Wananga Takiura                     | 76% |
| 100 | ITTI                                   | 76% |
| 101 | Whitecliffe College of Arts and Design | 76% |
| 102 | International College of Camille       | 76% |
| 103 | Airways Training Centre                | 75% |
| 103 | Anamata PTE - Whakatane                | 75% |
| 103 | CTC Aviation Training (NZ) Limited     | 75% |
| 103 | ICL Business School                    | 75% |
| 103 | Maata Waka Enterprises                 | 75% |
| 103 | Netcor Campus (NZ Education & Tourism) | 75% |
| 109 | Turanga Ararau                         | 75% |
| 110 | Polyethnic Institute of Studies        | 75% |
| 111 | Wellpark College                       | 74% |
| 112 | Quantum Education Group Limited        | 74% |
| 113 | Southern Wings Limited                 | 74% |
| 114 | Hillary Outdoors Education Centres     | 74% |
| 115 | International Travel College of NZ     | 74% |
| 116 | Training For You Limited               | 73% |
| 117 | Evolution School of Holistic Therapies | 73% |
| 118 | Elite Int School Of Beauty Therapy     | 73% |
| 119 | Te Roopu A Iwi o Te Arawa              | 73% |
| 120 | Advance Training Centres               | 73% |

Disclaimer: The results in this report are generated from data submitted by Tertiary Education Organisations. While efforts have been made to verify the information, the Tertiary Education Commission does not attest to the accuracy or completeness of the results.

# The Performance of Tertiary Education Organisations

www.tec.govt.nz



Tertiary Education Commission  
Te Amorangi Mātauranga Matua

## Mara Marketing Limited

Organisation Type: **Private Training Establishment**

Year: **2014**

Fund: **Student Achievement Component**

**Successful Completion of Courses**

This measure shows the proportion of courses in a given year that are successfully completed.

**Completion of Qualifications**

This measure shows the proportion of students in a given year who complete a qualification.

**Student Progression to Higher Level Study**

This measure shows the proportion of students in a given year who progress to study at a higher level after completing a qualification at levels 1 - 4.

**Students Retained in Study**

This measure shows the proportion of students in a given year that complete a qualification or re-enrol at the same tertiary education organisation in the following year.

|     |  | Median: 85% |
|-----|--|-------------|
| 121 | International College of Camille         | 82%         |
| 122 | Lifeway College                          | 81%         |
| 123 | Bay of Plenty College of Homeopathy Ltd  | 81%         |
| 124 | Maata Waka Enterprises                   | 81%         |
| 125 | Queenstown Resort College                | 81%         |
| 126 | Skills Update Training Institute         | 81%         |
| 127 | SAE Institute                            | 81%         |
| 128 | Netcor Campus (NZ Education & Tourism)   | 81%         |
| 129 | New Zealand Playcentre Federation Inc    | 80%         |
| 130 | Fairview Educational Services Limited    | 80%         |
| 131 | Agribusiness Training Limited            | 80%         |
| 132 | Royal Business College Limited           | 80%         |
| 133 | Wellcare Education Limited               | 80%         |
| 134 | International Pacific College NZ         | 80%         |
| 135 | The Hairdressing Academy & Col of Beauty | 80%         |
| 136 | ICL Business School                      | 80%         |
| 137 | Wellpark College                         | 80%         |
| 138 | ATC New Zealand                          | 79%         |
| 139 | Southern Wings Limited                   | 79%         |
| 140 | Training For You Limited                 | 79%         |
| 141 | Workforce Development Limited            | 78%         |
| 142 | Agriculture New Zealand                  | 78%         |
| 143 | NZ School of Food and Wine Ltd           | 78%         |
| 144 | EDENZ Colleges Ltd                       | 78%         |

|     |  | Median: 81% |
|-----|--|-------------|
| 121 | Quantum Education Group Limited          | 72%         |
| 122 | Target Education                         | 72%         |
| 123 | Animation College New Zealand Limited    | 72%         |
| 124 | Hair to Train                            | 72%         |
| 125 | International Pacific College NZ         | 72%         |
| 126 | Agribusiness Training Limited            | 71%         |
| 127 | Samala Robinson Academy Ltd              | 71%         |
| 128 | HFT Limited                              | 70%         |
| 129 | Waikato School of Hairdressing Limited   | 70%         |
| 130 | Carey Baptist College                    | 70%         |
| 131 | Te Kohanga Reo National Trust Board      | 70%         |
| 132 | Aronui Technical Training Centre         | 69%         |
| 133 | Taratahi Agricultural Training Centre    | 69%         |
| 134 | Auckland Hotel & Chefs Training School   | 68%         |
| 135 | Cornerstone Education                    | 67%         |
| 136 | BEST Pacific Institute of Education Ltd  | 67%         |
| 137 | Elliott Hairdressing Training Centre Ltd | 67%         |
| 138 | The Hairdressing Academy & Col of Beauty | 67%         |
| 139 | Elite Int School Of Beauty Therapy       | 67%         |
| 140 | Corporate Academy Group                  | 67%         |
| 141 | Lifeway College                          | 65%         |
| 142 | New Zealand Welding School               | 65%         |
| 143 | International Aviation Academy of NZ Ltd | 65%         |
| 144 | Crown Institute of Studies               | 65%         |

|     |   | Median: 22% |
|-----|---|-------------|
| 121 | G & H Training                          | 2%          |
| 122 | Safety N Action Limited                 | 2%          |
| 123 | Construction Trade Training Unit        | 1%          |
| 124 | Alphacrucis Limited                     | 0%          |
| 124 | Aromaflex Academy                       | 0%          |
| 124 | Ashton Warner Nanny Academy             | 0%          |
| 124 | Kyrewood Equestrian Centre Limited      | 0%          |
| 124 | New Zealand College of Chinese Medicine | 0%          |
| 124 | NZ School of Food and Wine Ltd          | 0%          |
| 124 | Sue's Computer Training Company         | 0%          |
| 124 | Target Education                        | 0%          |
| 124 | Te Kura Motuhake o Te Ataarangi Inc     | 0%          |
| 124 | Te Rooapu A Iwi o Te Arawa              | 0%          |
| 124 | The National School of Aesthetics       | 0%          |
| 124 | Trade Education Limited                 | 0%          |
| 124 | Waikato Institute of Education          | 0%          |

|     |  | Median: 75% |
|-----|--|-------------|
| 121 | ATC New Zealand                          | 73%         |
| 122 | Vet Nurse plus Limited                   | 72%         |
| 123 | EastBay Rural Education Activities Inc.  | 72%         |
| 124 | Martin-Hautus                            | 72%         |
| 125 | Avonmore Tertiary Institute              | 72%         |
| 126 | New Zealand School of Education Limited  | 72%         |
| 127 | Design and Arts College of NZ Ltd        | 71%         |
| 127 | Fairview Educational Services Limited    | 71%         |
| 129 | Solomon Group                            | 71%         |
| 130 | Hair to Train                            | 70%         |
| 131 | New Zealand Management Academies         | 70%         |
| 132 | Onsite Education                         | 70%         |
| 133 | SAE Institute                            | 69%         |
| 134 | The Learning Connexion Limited           | 69%         |
| 135 | Workforce Development Limited            | 69%         |
| 136 | Aperfield Montessori Trust               | 69%         |
| 136 | North Shore International Academy (NSIA) | 69%         |
| 138 | Queens Academic Group Limited            | 68%         |
| 139 | Cornerstone Education                    | 68%         |
| 140 | Nelson Technical Institute Ltd           | 68%         |
| 141 | Hungry Creek Art and Crafts School       | 68%         |
| 141 | Waikato Institute of Education           | 68%         |
| 143 | New Zealand Welding School               | 68%         |
| 144 | Safety N Action Limited                  | 67%         |

Disclaimer: The results in this report are generated from data submitted by Tertiary Education Organisations. While efforts have been made to verify the information, the Tertiary Education Commission does not attest to the accuracy or completeness of the results.



# The Performance of Tertiary Education Organisations

www.tec.govt.nz



Tertiary Education Commission  
Te Amorangi Mātauranga Matua

## Mara Marketing Limited

Organisation Type: **Private Training Establishment**  
Year: **2014** Fund: **Student Achievement Component**

**Successful Completion of Courses**

This measure shows the proportion of courses in a given year that are successfully completed.

**Completion of Qualifications**

This measure shows the proportion of students in a given year who complete a qualification.

**Student Progression to Higher Level Study**

This measure shows the proportion of students in a given year who progress to study at a higher level after completing a qualification at levels 1 - 4.

**Students Retained in Study**

This measure shows the proportion of students in a given year that complete a qualification or re-enrol at the same tertiary education organisation in the following year.

Median: 85%

|     |  |     |
|-----|--|-----|
| 145 | DAS International Academy                | 78% |
| 146 | National College of Security Personnel   | 78% |
| 147 | Naturopathic College of New Zealand      | 78% |
| 148 | Lotus Holistic Centre                    | 77% |
| 149 | Cornerstone Education                    | 77% |
| 150 | Trade Education Limited                  | 77% |
| 151 | Target Education                         | 77% |
| 152 | Whitireia New Zealand Limited            | 77% |
| 153 | Alphacrucis International College        | 77% |
| 154 | G & H Training                           | 76% |
| 155 | Avonmore Tertiary Institute              | 76% |
| 156 | Hair to Train                            | 76% |
| 157 | Te Kohanga Reo National Trust Board      | 76% |
| 158 | BEST Pacific Institute of Education Ltd  | 76% |
| 159 | Elite Int School Of Beauty Therapy       | 75% |
| 160 | New Zealand Welding School               | 75% |
| 161 | Elliott Hairdressing Training Centre Ltd | 75% |
| 162 | ACG Yoobee School of Design.             | 75% |
| 163 | ITTI                                     | 75% |
| 164 | The Hairdressing College                 | 75% |
| 165 | Excel Ministries - Performing Arts       | 74% |
| 166 | Literacy Aotearoa                        | 74% |
| 167 | Waikato School of Hairdressing Limited   | 73% |
| 168 | The Professional Bar & Restaurant School | 73% |

Median: 81%

|     |   |     |
|-----|---|-----|
| 145 | Aperfield Montessori Trust              | 64% |
| 146 | Ag Challenge Limited                    | 63% |
| 147 | Royal Business College Limited          | 63% |
| 148 | Media Design School Limited             | 63% |
| 149 | EastBay Rural Education Activities Inc. | 61% |
| 150 | Pacific Training Institute (PTI)        | 61% |
| 151 | Naturopathic College of New Zealand     | 60% |
| 152 | DAS International Academy               | 60% |
| 153 | Whitireia New Zealand Limited           | 59% |
| 154 | Bay of Plenty College of Homeopathy Ltd | 59% |
| 155 | Te Wananga Whare Tapere O Takitimu      | 58% |
| 156 | NZ College of Early Childhood Education | 57% |
| 157 | Lotus Holistic Centre                   | 56% |
| 158 | Patricks School of Hairdressing Limited | 55% |
| 159 | SENZ Training and Employment Centre     | 55% |
| 160 | Te Kura Motuhake o Te Ataarangi Inc     | 55% |
| 160 | Te Roopu A Iwi o Te Arawa               | 55% |
| 162 | Future Skills Academy Limited           | 54% |
| 163 | New Zealand Training Centre             | 53% |
| 164 | VETEL                                   | 50% |
| 165 | National College of Security Personnel  | 50% |
| 166 | Quantum Education Group ES Ltd          | 50% |
| 167 | Success Maker Education Centre          | 48% |
| 168 | Alphacrucis International College       | 47% |

Median: 22%

|     |  |     |
|-----|--|-----|
| 145 | Ag Challenge Limited                     | 67% |
| 146 | G & H Training                           | 67% |
| 147 | The Hairdressing Academy & Col of Beauty | 67% |
| 148 | Construction Trade Training Unit         | 66% |
| 149 | Agribusiness Training Limited            | 66% |
| 150 | Wellcare Education Limited               | 66% |
| 151 | Alphacrucis International College        | 66% |
| 152 | Carey Baptist College                    | 66% |
| 153 | Raffles College of Design and Commerce   | 66% |
| 154 | VETEL                                    | 65% |
| 155 | Gestalt Institute of NZ                  | 65% |
| 156 | Crown Institute of Studies               | 65% |
| 157 | Future Skills Academy Limited            | 65% |
| 158 | Bay of Plenty College of Homeopathy Ltd  | 65% |
| 159 | Lotus Holistic Centre                    | 64% |
| 160 | Ardmore Flying School                    | 63% |
| 161 | Te Kohanga Reo National Trust Board      | 63% |
| 162 | Whitireia New Zealand Limited            | 63% |
| 163 | Samala Robinson Academy Ltd              | 63% |
| 164 | Lifeway College                          | 62% |
| 165 | SENZ Training and Employment Centre      | 61% |
| 166 | NZ College of Early Childhood Education  | 60% |
| 167 | DAS International Academy                | 59% |
| 168 | Mara Marketing Limited                   | 58% |

Median: 75%

|     |  |     |
|-----|--|-----|
| 145 | Ag Challenge Limited                     | 67% |
| 146 | G & H Training                           | 67% |
| 147 | The Hairdressing Academy & Col of Beauty | 67% |
| 148 | Construction Trade Training Unit         | 66% |
| 149 | Agribusiness Training Limited            | 66% |
| 150 | Wellcare Education Limited               | 66% |
| 151 | Alphacrucis International College        | 66% |
| 152 | Carey Baptist College                    | 66% |
| 153 | Raffles College of Design and Commerce   | 66% |
| 154 | VETEL                                    | 65% |
| 155 | Gestalt Institute of NZ                  | 65% |
| 156 | Crown Institute of Studies               | 65% |
| 157 | Future Skills Academy Limited            | 65% |
| 158 | Bay of Plenty College of Homeopathy Ltd  | 65% |
| 159 | Lotus Holistic Centre                    | 64% |
| 160 | Ardmore Flying School                    | 63% |
| 161 | Te Kohanga Reo National Trust Board      | 63% |
| 162 | Whitireia New Zealand Limited            | 63% |
| 163 | Samala Robinson Academy Ltd              | 63% |
| 164 | Lifeway College                          | 62% |
| 165 | SENZ Training and Employment Centre      | 61% |
| 166 | NZ College of Early Childhood Education  | 60% |
| 167 | DAS International Academy                | 59% |
| 168 | Mara Marketing Limited                   | 58% |

Disclaimer: The results in this report are generated from data submitted by Tertiary Education Organisations. While efforts have been made to verify the information, the Tertiary Education Commission does not attest to the accuracy or completeness of the results.

# The Performance of Tertiary Education Organisations

www.tec.govt.nz



Tertiary Education Commission  
Te Amorangi Mātauranga Matua

## Mara Marketing Limited

Organisation Type: Private Training Establishment

Year: 2014

Fund: Student Achievement Component

**Successful Completion of Courses**

This measure shows the proportion of courses in a given year that are successfully completed.

Median: 85%

|     |  |            |
|-----|--|------------|
| 169 | Patricks School of Hairdressing Limited  | 73%        |
| 170 | Corporate Academy Group                  | 72%        |
| 171 | Ag Challenge Limited                     | 72%        |
| 172 | Auckland Hotel & Chefs Training School   | 71%        |
| 173 | Aronui Technical Training Centre         | 71%        |
| 174 | Anamata PTE - Whakatane                  | 70%        |
| 175 | Te Roopu A Iwi o Te Arawa                | 70%        |
| 176 | NZ College of Early Childhood Education  | 69%        |
| 177 | Future Skills Academy Limited            | 66%        |
| 178 | Hillary Outdoors Education Centres       | 65%        |
| 179 | Pacific Training Institute (PTI)         | 64%        |
| 180 | VETEL                                    | 61%        |
| 181 | EastBay Rural Education Activities Inc.  | 57%        |
| 182 | SENZ Training and Employment Centre      | 55%        |
| 183 | Manaakitanga Aotearoa Charitable Trust   | 47%        |
| 184 | Te Ata Hou Trust                         | 41%        |
| 185 | <b>Mara Marketing Limited</b>            | <b>38%</b> |
| 186 | National Council of YMCAs of New Zealand | 32%        |
| 187 | Computer Power (NZ) Ltd (Spherion)       | 4%         |
| 188 | Action Adventure                         | 0%         |
| 188 | Advanced Training Academy Limited        | 0%         |
| 188 | KAAT Trust                               | 0%         |

**Completion of Qualifications**

This measure shows the proportion of students in a given year who complete a qualification.

Median: 81%

|     |  |            |
|-----|--|------------|
| 169 | Skills Update Training Institute         | 47%        |
| 170 | Air Hawke's Bay Ltd                      | 47%        |
| 171 | Safety N Action Limited                  | 45%        |
| 172 | ICL Business School                      | 43%        |
| 173 | Anamata PTE - Whakatane                  | 40%        |
| 174 | Literacy Aotearoa                        | 40%        |
| 175 | Hawk Enterprises Ltd                     | 39%        |
| 176 | Construction Trade Training Unit         | 38%        |
| 177 | Manaakitanga Aotearoa Charitable Trust   | 34%        |
| 178 | Kyrewood Equestrian Centre Limited       | 25%        |
| 179 | Hillary Outdoors Education Centres       | 23%        |
| 180 | National Council of YMCAs of New Zealand | 21%        |
| 181 | Ardmore Flying School                    | 20%        |
| 182 | <b>Mara Marketing Limited</b>            | <b>14%</b> |
| 183 | Action Adventure                         |            |
| 183 | Advanced Training Academy Limited        |            |
| 183 | Computer Power (NZ) Ltd (Spherion)       |            |
| 183 | KAAT Trust                               |            |
| 183 | New Zealand Playcentre Federation Inc    |            |
| 183 | Pathways Bible and Mission College       |            |
| 183 | Te Ata Hou Trust                         |            |
| 183 | Trade Education Limited                  |            |

**Student Progression to Higher Level Study**

This measure shows the proportion of students in a given year who progress to study at a higher level after completing a qualification at levels 1 - 4.

Median: 22%

|     |  |     |
|-----|--|-----|
| 169 | Taratahi Agricultural Training Centre    | 58% |
| 170 | HFT Limited                              | 57% |
| 171 | Catholic Institute of Aotearoa NZ        | 57% |
| 172 | Te Wananga Whare Tapere O Takitimu       | 57% |
| 173 | Quantum Education Group ES Ltd           | 55% |
| 174 | Elliott Hairdressing Training Centre Ltd | 55% |
| 175 | Aromaflex Academy                        | 55% |
| 176 | Community Colleges New Zealand Ltd       | 54% |
| 177 | The Professional Bar & Restaurant School | 54% |
| 178 | National College of Security Personnel   | 52% |
| 179 | Trade Education Limited                  | 47% |
| 180 | English Teaching College                 | 46% |
| 181 | Te Ata Hou Trust                         | 45% |
| 182 | Action Adventure                         | 45% |
| 183 | KAAT Trust                               | 44% |
| 184 | Target Education                         | 43% |
| 185 | Naturopathic College of New Zealand      | 43% |
| 186 | National Council of YMCAs of New Zealand | 42% |
| 187 | Pacific Training Institute (PTI)         | 40% |
| 188 | BEST Pacific Institute of Education Ltd  | 39% |
| 189 | Literacy Aotearoa                        | 39% |
| 190 | Success Maker Education Centre           | 38% |
| 191 | Alphacrucis Limited                      | 30% |
| 192 | Waikato Aero Club (Inc)                  | 21% |

**Students Retained in Study**

This measure shows the proportion of students in a given year that complete a qualification or re-enrol at the same tertiary education organisation in the following year.

Median: 75%

|     |  |     |
|-----|--|-----|
| 169 | Taratahi Agricultural Training Centre    | 58% |
| 170 | HFT Limited                              | 57% |
| 171 | Catholic Institute of Aotearoa NZ        | 57% |
| 172 | Te Wananga Whare Tapere O Takitimu       | 57% |
| 173 | Quantum Education Group ES Ltd           | 55% |
| 174 | Elliott Hairdressing Training Centre Ltd | 55% |
| 175 | Aromaflex Academy                        | 55% |
| 176 | Community Colleges New Zealand Ltd       | 54% |
| 177 | The Professional Bar & Restaurant School | 54% |
| 178 | National College of Security Personnel   | 52% |
| 179 | Trade Education Limited                  | 47% |
| 180 | English Teaching College                 | 46% |
| 181 | Te Ata Hou Trust                         | 45% |
| 182 | Action Adventure                         | 45% |
| 183 | KAAT Trust                               | 44% |
| 184 | Target Education                         | 43% |
| 185 | Naturopathic College of New Zealand      | 43% |
| 186 | National Council of YMCAs of New Zealand | 42% |
| 187 | Pacific Training Institute (PTI)         | 40% |
| 188 | BEST Pacific Institute of Education Ltd  | 39% |
| 189 | Literacy Aotearoa                        | 39% |
| 190 | Success Maker Education Centre           | 38% |
| 191 | Alphacrucis Limited                      | 30% |
| 192 | Waikato Aero Club (Inc)                  | 21% |

Disclaimer: The results in this report are generated from data submitted by Tertiary Education Organisations. While efforts have been made to verify the information, the Tertiary Education Commission does not attest to the accuracy or completeness of the results.



## Mara Marketing Limited

Organisation Type: **Private Training Establishment**

Year: **2014**

Fund: **Student Achievement Component**

### Successful Completion of Courses

This measure shows the proportion of courses in a given year that are successfully completed.

Median: 85%

### Completion of Qualifications

This measure shows the proportion of students in a given year who complete a qualification.

Median: 81%

### Student Progression to Higher Level Study

This measure shows the proportion of students in a given year who progress to study at a higher level after completing a qualification at levels 1 - 4.

Median: 22%

### Students Retained in Study

This measure shows the proportion of students in a given year that complete a qualification or re-enrol at the same tertiary education organisation in the following year.

Median: 75%

|     |   |     |
|-----|---|-----|
| 193 | New Zealand Playcentre Federation Inc   | 18% |
| 194 | Travel Careers & Training Limited       | 6%  |
| 195 | AMES Training and Resource Centre Ltd   | 0%  |
| 195 | Computer Power (NZ) Ltd (Spherion)      | 0%  |
| 195 | Ecumenical Board of Theological Studies | 0%  |
| 195 | Ellipse Institute                       | 0%  |
| 195 | Mahurangi Technical Institute           | 0%  |
| 195 | Metro Training Services (MTS)           | 0%  |
| 195 | Plant & Food Research                   | 0%  |
| 195 | Te Kotahitanga Training                 | 0%  |
| 195 | The Film School                         | 0%  |
| 195 | The NZ School of Travel & Tourism       | 0%  |

Disclaimer: The results in this report are generated from data submitted by Tertiary Education Organisations. While efforts have been made to verify the information, the Tertiary Education Commission does not attest to the accuracy or completeness of the results.



## The Private Training Establishment sector

Year: 2014

Fund: Youth Guarantee



### Successful Completion of Courses

|         |     |
|---------|-----|
| Level 1 | 61% |
| Level 2 | 62% |
| Level 3 | 71% |

\* Information is not available for this level group.

This measure shows the proportion of courses in a given year that are successfully completed.



### Completion of Qualifications

|         |     |
|---------|-----|
| Level 1 | 54% |
| Level 2 | 56% |
| Level 3 | 65% |

\* Information is not available for this level group.

This measure shows the proportion of students in a given year who complete a qualification.



### Student Progression to Higher Level Study

|         |     |
|---------|-----|
| Level 1 | 50% |
| Level 2 | 33% |
| Level 3 | 32% |

\* Information is not available for this level group.

This measure shows the proportion of students in a given year who progress to study at a higher level after completing a qualification at levels 1 - 4.



### Students Retained in Study

|         |     |
|---------|-----|
| Level 1 | 48% |
| Level 2 | 54% |
| Level 3 | * % |

\* Information is not available for this level group.

This measure shows the proportion of students in a given year that complete a qualification or re-enrol at the same tertiary education organisation in the following year.

## About the Private Training Establishment sector Government expectations of the Private Training Establishment sector

In 2014 the TEC funded 244 Private Training Establishments (PTEs) through its Student Achievement Component fund and/or Youth Guarantee fund.

The size and characteristics of PTEs vary. Smaller specialised PTEs may offer a single qualification for fewer than 20 equivalent full-time students (EFTS). The largest PTEs may offer a range of qualifications to over a thousand EFTS. For these reasons comparing PTEs may be difficult.

The government expects PTEs to:

- Work with employers to ensure provision meets employment and industry needs
- Get at-risk young people into a career or further education
- Enable Maori and Pasifika learners to progress from foundation level education to higher levels of learning
- Improve adult literacy and numeracy

### Tertiary Education Strategy

The Tertiary Education Strategy (TES) sets high expectations for TEO performance and attaining better outcomes especially for skills for industry, Maori and Pasifika learners, at risk young people and for adult literacy and numeracy.

### Context

Number of students in total: 9,525

Number of equivalent full-time student places: 6,670

| Student ethnicity* |     | Level of study |     |
|--------------------|-----|----------------|-----|
| European           | 44% | Level 1        | 32% |
| Maori              | 49% | Level 2        | 50% |
| Pacific            | 22% | Level 3        | 18% |
| Asian              | 2%  |                |     |
| Other              | 2%  |                |     |

\*Total may exceed 100% as some students identify with more than one ethnicity.

# The Performance of Tertiary Education Organisations

www.tec.govt.nz

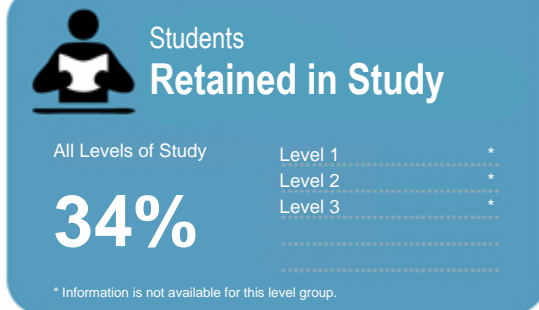
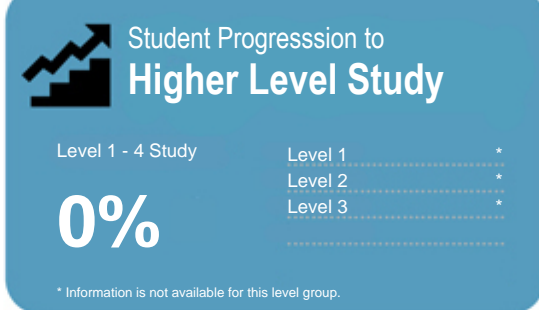


Tertiary Education Commission  
Te Amorangi Mātauranga Matua

## Mara Marketing Limited

Organisation Type: Private Training Establishment

Year: 2014 Fund: Youth Guarantee



This measure shows the proportion of courses in a given year that are successfully completed.

This measure shows the proportion of students in a given year who complete a qualification.

This measure shows the proportion of students in a given year who progress to study at a higher level after completing a qualification at levels 1 - 4.

This measure shows the proportion of students in a given year that complete a qualification or re-enrol at the same tertiary education organisation in the following year.

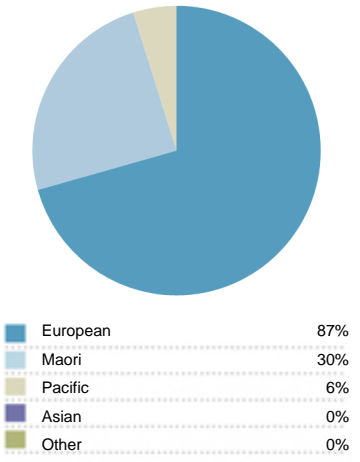
### Context

EFTS\*: 11  
Students: 24

Further information about student characteristics may be available on the organisation's website.

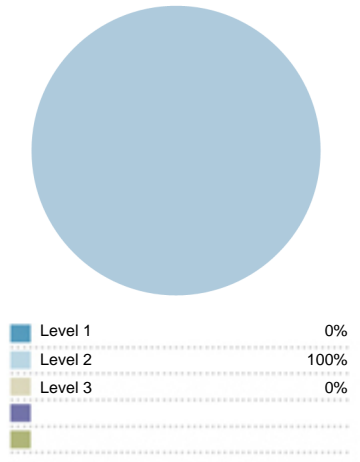
\* Number of equivalent full time students.

### Student Ethnicity\*

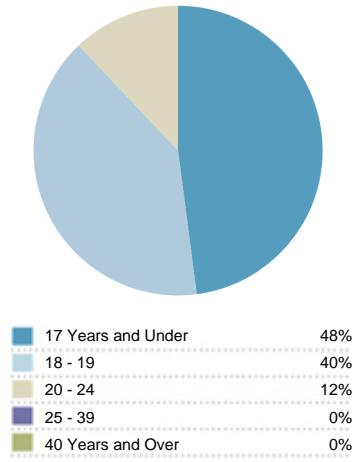


\* Total may exceed 100% as some students identify with more than one ethnicity.

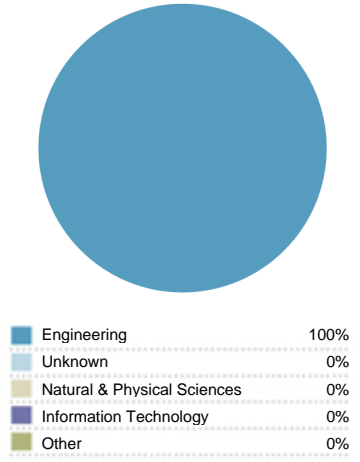
### Level of Study



### Student Age



### Subject Area



### Contacts

PO Box 5633  
Terrace End  
Palmerston North  
4441  
New Zealand  
06 357 3869

<http://www.autotraining.co.nz>

Disclaimer: The results in this report are generated from data submitted by Tertiary Education Organisations. While efforts have been made to verify the information, the Tertiary Education Commission does not attest to the accuracy or completeness of the results.



# The Performance of Tertiary Education Organisations

www.tec.govt.nz



Tertiary Education Commission  
Te Amorangi Mātauranga Matua

## Mara Marketing Limited

Organisation Type: Private Training Establishment

Year: 2014 Fund: Youth Guarantee

**Successful Completion of Courses**

This measure shows the proportion of courses in a given year that are successfully completed.

Median: 61%

|    |  |      |
|----|--|------|
| 1  | U Turn Community Training Services       | 100% |
| 2  | Responsive Trade Education Limited       | 96%  |
| 3  | Service Skills Centre                    | 95%  |
| 4  | Nelson Technical Institute Ltd           | 93%  |
| 5  | Sir George Seymour College               | 91%  |
| 6  | New Zealand Welding School               | 91%  |
| 7  | Lakeland Learning Company Limited        | 89%  |
| 8  | Martin-Hautus                            | 89%  |
| 9  | Ag Challenge Limited                     | 87%  |
| 10 | New Zealand Management Academies         | 85%  |
| 11 | Westport Deep Sea Fishing School         | 85%  |
| 12 | SPI Institute Limited                    | 84%  |
| 13 | Advance Training Centres                 | 83%  |
| 14 | Strive Community Trust Training          | 82%  |
| 15 | Bay Agricultural Training Limited        | 81%  |
| 16 | New Zealand Institute of Sport           | 81%  |
| 17 | Sobieski Consultants (Training Division) | 81%  |
| 18 | Servilles Academy Limited                | 81%  |
| 19 | Taranaki Educare                         | 80%  |
| 20 | Capital Training                         | 79%  |
| 21 | Kokiri Marae Keriana Olsen Trust         | 78%  |
| 22 | The College of Future Learning NZ Ltd    | 76%  |
| 23 | Community Colleges New Zealand Ltd       | 76%  |
| 24 | Waikato School of Hairdressing Limited   | 75%  |

**Completion of Qualifications**

This measure shows the proportion of students in a given year who complete a qualification.

Median: 58%

|    |  |      |
|----|--|------|
| 1  | Capital Training                       | 100% |
| 1  | Service Skills Centre                  | 100% |
| 3  | Strive Community Trust Training        | 98%  |
| 4  | The College of Future Learning NZ Ltd  | 96%  |
| 5  | Sir George Seymour College             | 92%  |
| 6  | Nelson Training Centre                 | 91%  |
| 7  | New Zealand Management Academies       | 91%  |
| 8  | Waikato School of Hairdressing Limited | 90%  |
| 9  | People Potential Limited               | 86%  |
| 10 | New Zealand Welding School             | 85%  |
| 11 | Training For You Limited               | 85%  |
| 13 | Career NetWork Ltd                     | 82%  |
| 14 | The Hairdressing College               | 82%  |
| 15 | Lakeland Learning Company Limited      | 81%  |
| 16 | New Zealand Institute of Sport         | 81%  |
| 17 | Maniapoto Training Agency              | 80%  |
| 18 | Advance Training Centres               | 80%  |
| 19 | Ag Challenge Limited                   | 79%  |
| 20 | Education Action Limited               | 79%  |
| 21 | U Turn Community Training Services     | 75%  |
| 22 | Premier Hairdressing Academy           | 74%  |
| 23 | Nelson Technical Institute Ltd         | 72%  |
| 24 | Martin-Hautus                          | 71%  |
| 25 | Employ NZ                              | 71%  |

**Student Progression to Higher Level Study**

This measure shows the proportion of students in a given year who progress to study at a higher level after completing a qualification at levels 1 - 4.

Median: 37%

|    |  |      |
|----|--|------|
| 1  | Palmerston North School of Design Ltd  | 100% |
| 1  | Tautoko Work Trust                     | 100% |
| 1  | Whakato Te Matauranga                  | 100% |
| 4  | Hair to Train                          | 88%  |
| 5  | Advanced Training Academy Limited      | 79%  |
| 5  | Auckland Hotel & Chefs Training School | 79%  |
| 7  | Workforce Development Limited          | 77%  |
| 8  | New Zealand Management Academies       | 72%  |
| 9  | Lakeland Learning Company Limited      | 69%  |
| 10 | The Hairdressing College               | 69%  |
| 11 | Sir George Seymour College             | 69%  |
| 12 | Regent Training Centre Limited         | 67%  |
| 13 | ACTS Institute of New Zealand          | 67%  |
| 13 | KAAT Trust                             | 67%  |
| 15 | Auckland City Training School          | 63%  |
| 16 | FEATS Ltd                              | 62%  |
| 17 | Martin-Hautus                          | 60%  |
| 17 | Morrinsville Training Centre Ltd       | 60%  |
| 17 | MSL Training Ltd                       | 60%  |
| 17 | Te Rapunga o Poutama                   | 60%  |
| 17 | The Cut Above Academy Limited          | 60%  |
| 17 | The Methodist Mission                  | 60%  |
| 23 | New Zealand Institute of Sport         | 60%  |
| 24 | Kershaw Training Enterprises           | 58%  |

**Students Retained in Study**

This measure shows the proportion of students in a given year that complete a qualification or re-enrol at the same tertiary education organisation in the following year.

Median: 54%

|    |  |     |
|----|--|-----|
| 1  | Sobieski Consultants (Training Division) | 97% |
| 2  | National Trade Academy Ltd               | 96% |
| 3  | Bay Agricultural Training Limited        | 90% |
| 4  | The Hairdressing College                 | 89% |
| 5  | Palmerston North School of Design Ltd    | 89% |
| 6  | Maniapoto Training Agency                | 89% |
| 7  | Nelson Training Centre                   | 88% |
| 8  | Nelson Technical Institute Ltd           | 87% |
| 9  | Sir George Seymour College               | 86% |
| 10 | Servilles Academy Limited                | 82% |
| 11 | Fairview Educational Services Limited    | 81% |
| 12 | Lakeland Learning Company Limited        | 80% |
| 13 | U Turn Community Training Services       | 79% |
| 14 | Pacific Coast Technical Institute        | 78% |
| 15 | Corporate Academy Group                  | 76% |
| 16 | The Cut Above Academy Limited            | 76% |
| 17 | New Zealand Institute of Sport           | 76% |
| 18 | MSL Training Ltd                         | 75% |
| 18 | Premier Hairdressing Academy             | 75% |
| 20 | Land Based Training Limited              | 74% |
| 21 | Strive Community Trust Training          | 73% |
| 22 | Matapuna Training Centre                 | 73% |
| 23 | Orongomai Marae Community Centre Trust   | 73% |
| 24 | Ag Challenge Limited                     | 72% |

Disclaimer: The results in this report are generated from data submitted by Tertiary Education Organisations. While efforts have been made to verify the information, the Tertiary Education Commission does not attest to the accuracy or completeness of the results.

# The Performance of Tertiary Education Organisations

www.tec.govt.nz



Tertiary Education Commission  
Te Amorangi Mātauranga Matua

## Mara Marketing Limited

Organisation Type: Private Training Establishment

Year: 2014 Fund: Youth Guarantee

**Successful Completion of Courses**

This measure shows the proportion of courses in a given year that are successfully completed.

Median: 61%

|    |   |     |
|----|---|-----|
| 25 | The Cut Above Academy Limited           | 74% |
| 26 | Employ NZ                               | 73% |
| 27 | Avon City Ford Training Services        | 73% |
| 28 | Horizon Education Limited               | 72% |
| 29 | New Zealand Equine Training Limited     | 72% |
| 30 | Palmerston North School of Design Ltd   | 72% |
| 31 | Hair to Train                           | 72% |
| 32 | ACG Tertiary & Careers                  | 72% |
| 33 | Training For You Limited                | 72% |
| 34 | Premier Hairdressing Academy            | 72% |
| 35 | People Potential Limited                | 71% |
| 36 | Auckland Hotel & Chefs Training School  | 71% |
| 37 | Turanga Ararau                          | 70% |
| 38 | Te Kokiri Development Consultancy Inc   | 70% |
| 39 | Harrington\Vaughan Academy of Hairdress | 70% |
| 40 | The Hairdressing College                | 70% |
| 41 | MSL Training Ltd                        | 69% |
| 42 | Target Education                        | 68% |
| 43 | HLC                                     | 68% |
| 44 | Avonmore Tertiary Institute             | 68% |
| 45 | Corporate Academy Group                 | 68% |
| 46 | Education Action Limited                | 68% |
| 47 | Nelson Training Centre                  | 67% |
| 48 | Trade and Commerce Centre               | 67% |

**Completion of Qualifications**

This measure shows the proportion of students in a given year who complete a qualification.

Median: 58%

|    |  |     |
|----|--|-----|
| 26 | Auckland Hotel & Chefs Training School   | 71% |
| 27 | National Council of YMCAs of New Zealand | 70% |
| 28 | Bay Agricultural Training Limited        | 69% |
| 29 | Servilles Academy Limited                | 69% |
| 30 | Responsive Trade Education Limited       | 69% |
| 31 | Horizon Education Limited                | 67% |
| 32 | FEATS Ltd                                | 67% |
| 33 | Avon City Ford Training Services         | 67% |
| 34 | Community Colleges New Zealand Ltd       | 66% |
| 35 | Palmerston North School of Design Ltd    | 66% |
| 36 | Kokiri Marae Keriana Olsen Trust         | 65% |
| 37 | Avonmore Tertiary Institute              | 65% |
| 38 | Hair to Train                            | 65% |
| 39 | Corporate Academy Group                  | 64% |
| 40 | Taranaki Educare                         | 64% |
| 41 | ACG Tertiary & Careers                   | 63% |
| 42 | Land Based Training Limited              | 62% |
| 43 | Te Kokiri Development Consultancy Inc    | 62% |
| 44 | HLC                                      | 62% |
| 45 | Target Education                         | 61% |
| 46 | Agriculture New Zealand                  | 60% |
| 47 | SENZ Training and Employment Centre      | 59% |
| 48 | Front-Line Training Consultancy Limited  | 58% |
| 49 | MSL Training Ltd                         | 58% |

**Student Progression to Higher Level Study**

This measure shows the proportion of students in a given year who progress to study at a higher level after completing a qualification at levels 1 - 4.

Median: 37%

|    |  |     |
|----|--|-----|
| 24 | Quality Training Services                | 58% |
| 26 | Dunedin Training Centre                  | 57% |
| 26 | Kapiti Skills Centre                     | 57% |
| 28 | Strive Community Trust Training          | 53% |
| 29 | Avon City Ford Training Services         | 50% |
| 29 | G & H Training                           | 50% |
| 29 | New Zealand Equine Training Limited      | 50% |
| 29 | Ngati Awa Tertiary Training Organisation | 50% |
| 29 | Te Kaupapa Training Limited              | 50% |
| 29 | Te Kotahitanga Training                  | 50% |
| 35 | Future Skills Academy Limited            | 49% |
| 36 | Education Action Limited                 | 49% |
| 37 | Turanga Ararau                           | 48% |
| 38 | Trade and Commerce Centre                | 44% |
| 39 | Target Education                         | 44% |
| 40 | ACG Tertiary & Careers                   | 43% |
| 41 | Horizon Education Limited                | 43% |
| 42 | People Potential Limited                 | 43% |
| 43 | Skills Update Training Institute         | 43% |
| 44 | U Turn Community Training Services       | 42% |
| 45 | Training For You Limited                 | 42% |
| 46 | Employ NZ                                | 42% |
| 47 | Community Colleges New Zealand Ltd       | 41% |
| 48 | Bounce Back Training                     | 40% |

**Students Retained in Study**

This measure shows the proportion of students in a given year that complete a qualification or re-enrol at the same tertiary education organisation in the following year.

Median: 54%

|    |   |     |
|----|---|-----|
| 24 | The Methodist Mission                   | 72% |
| 26 | School of Business Ltd                  | 71% |
| 27 | Education Action Limited                | 71% |
| 28 | Advance Training Centres                | 70% |
| 28 | Bounce Back Training                    | 70% |
| 28 | The College of Future Learning NZ Ltd   | 70% |
| 31 | ACG Tertiary & Careers                  | 69% |
| 32 | Martin-Hautus                           | 69% |
| 33 | People Potential Limited                | 68% |
| 34 | BEST Pacific Institute of Education Ltd | 67% |
| 35 | Harrington\Vaughan Academy of Hairdress | 67% |
| 35 | Metal Tech Education Ltd                | 67% |
| 37 | 2 Meke Training Limited                 | 66% |
| 38 | Horizon Education Limited               | 65% |
| 38 | Waikato School of Hairdressing Limited  | 65% |
| 40 | Morrinsville Training Centre Ltd        | 65% |
| 41 | Target Education                        | 64% |
| 42 | Taranaki Educare                        | 62% |
| 43 | ATC New Zealand                         | 62% |
| 44 | Employ NZ                               | 61% |
| 45 | Trade Education Limited                 | 61% |
| 46 | New Zealand Management Academies        | 60% |
| 47 | Te Kotahitanga E Mahi Kaha Trust        | 60% |
| 48 | Te Kokiri Development Consultancy Inc   | 59% |

Disclaimer: The results in this report are generated from data submitted by Tertiary Education Organisations. While efforts have been made to verify the information, the Tertiary Education Commission does not attest to the accuracy or completeness of the results.

# The Performance of Tertiary Education Organisations

www.tec.govt.nz



Tertiary Education Commission  
Te Amorangi Mātauranga Matua

## Mara Marketing Limited

Organisation Type: Private Training Establishment

Year: 2014

Fund: Youth Guarantee

**Successful Completion of Courses**

This measure shows the proportion of courses in a given year that are successfully completed.

Median: 61%

|    |  |     |
|----|--|-----|
| 49 | Trade Education Limited                  | 66% |
| 50 | BEST Pacific Institute of Education Ltd  | 66% |
| 51 | Land Based Training Limited              | 65% |
| 52 | Fairview Educational Services Limited    | 63% |
| 53 | Skills Update Training Institute         | 61% |
| 54 | Workforce Development Limited            | 61% |
| 55 | School of Business Ltd                   | 61% |
| 56 | C Hayes Engineering Training Division    | 60% |
| 57 | Career NetWork Ltd                       | 60% |
| 58 | Orongomai Marae Community Centre Trust   | 60% |
| 59 | FEATS Ltd                                | 60% |
| 60 | Future Skills Academy Limited            | 59% |
| 61 | Kershaw Training Enterprises             | 59% |
| 62 | EnterpriseMIT                            | 59% |
| 63 | ATC New Zealand                          | 58% |
| 64 | ACTS Institute of New Zealand            | 58% |
| 65 | National Council of YMCAs of New Zealand | 58% |
| 66 | National Trade Academy Ltd               | 57% |
| 67 | SENZ Training and Employment Centre      | 57% |
| 68 | Agriculture New Zealand                  | 56% |
| 69 | Taratahi Agricultural Training Centre    | 54% |
| 70 | Pacific Coast Technical Institute        | 54% |
| 71 | Front-Line Training Consultancy Limited  | 54% |
| 72 | VisionWest Community Trust               | 54% |

**Completion of Qualifications**

This measure shows the proportion of students in a given year who complete a qualification.

Median: 58%

|    |  |     |
|----|--|-----|
| 50 | The Cut Above Academy Limited            | 57% |
| 51 | Regent Training Centre Limited           | 54% |
| 52 | BEST Pacific Institute of Education Ltd  | 53% |
| 53 | Orongomai Marae Community Centre Trust   | 52% |
| 54 | Skills Update Training Institute         | 51% |
| 55 | Turanga Ararau                           | 50% |
| 56 | Sobieski Consultants (Training Division) | 49% |
| 57 | G & H Training                           | 48% |
| 58 | Pacific Coast Technical Institute        | 48% |
| 59 | Harrington\Vaughan Academy of Hairdress  | 47% |
| 60 | Trade and Commerce Centre                | 47% |
| 61 | Kershaw Training Enterprises             | 46% |
| 62 | ACTS Institute of New Zealand            | 46% |
| 63 | Workforce Development Limited            | 46% |
| 64 | Future Skills Academy Limited            | 45% |
| 65 | Academy Group (NZ) Limited               | 44% |
| 66 | Fairview Educational Services Limited    | 44% |
| 67 | Matapuna Training Centre                 | 44% |
| 68 | VisionWest Community Trust               | 43% |
| 69 | ATC New Zealand                          | 42% |
| 70 | VETEL                                    | 41% |
| 71 | National Trade Academy Ltd               | 41% |
| 72 | Taratahi Agricultural Training Centre    | 40% |
| 73 | Te Kotahitanga E Mahi Kaha Trust         | 39% |

**Student Progression to Higher Level Study**

This measure shows the proportion of students in a given year who progress to study at a higher level after completing a qualification at levels 1 - 4.

Median: 37%

|    |  |     |
|----|--|-----|
| 48 | Te Kotahitanga E Mahi Kaha Trust         | 40% |
| 50 | HLC                                      | 38% |
| 51 | Harrington\Vaughan Academy of Hairdress  | 38% |
| 52 | Academy Group (NZ) Limited               | 37% |
| 53 | SPI Institute Limited                    | 37% |
| 54 | Ag Challenge Limited                     | 36% |
| 54 | Responsive Trade Education Limited       | 36% |
| 56 | Capital Training                         | 35% |
| 57 | SENZ Training and Employment Centre      | 34% |
| 58 | Avonmore Tertiary Institute              | 33% |
| 58 | Career NetWork Ltd                       | 33% |
| 58 | Hawera Training Centre Trust             | 33% |
| 58 | Orongomai Marae Community Centre Trust   | 33% |
| 62 | Kokiri Marae Keriana Olsen Trust         | 32% |
| 63 | Trade Education Limited                  | 31% |
| 64 | Waikato School of Hairdressing Limited   | 31% |
| 65 | ATC New Zealand                          | 31% |
| 66 | Land Based Training Limited              | 30% |
| 66 | National Trade Academy Ltd               | 30% |
| 68 | Front-Line Training Consultancy Limited  | 29% |
| 68 | Gisborne Development Incorporated        | 29% |
| 68 | Sobieski Consultants (Training Division) | 29% |
| 68 | Taratahi Agricultural Training Centre    | 29% |
| 72 | Corporate Academy Group                  | 28% |

**Students Retained in Study**

This measure shows the proportion of students in a given year that complete a qualification or re-enrol at the same tertiary education organisation in the following year.

Median: 54%

|    |  |     |
|----|--|-----|
| 49 | Skills Update Training Institute       | 59% |
| 50 | Auckland Hotel & Chefs Training School | 58% |
| 51 | Trade and Commerce Centre              | 57% |
| 52 | Regent Training Centre Limited         | 57% |
| 53 | Agriculture New Zealand                | 56% |
| 54 | Kokiri Training Centre                 | 56% |
| 54 | Workforce Development Limited          | 56% |
| 56 | Avonmore Tertiary Institute            | 55% |
| 57 | Turanga Ararau                         | 55% |
| 58 | Responsive Trade Education Limited     | 55% |
| 59 | Community Colleges New Zealand Ltd     | 54% |
| 60 | Avon City Ford Training Services       | 53% |
| 60 | FEATS Ltd                              | 53% |
| 62 | Hair to Train                          | 53% |
| 63 | Capital Training                       | 51% |
| 64 | HLC                                    | 50% |
| 64 | Kapiti Skills Centre                   | 50% |
| 66 | Kokiri Marae Keriana Olsen Trust       | 49% |
| 67 | VETEL                                  | 48% |
| 68 | Training For You Limited               | 47% |
| 69 | Quality Training Services              | 47% |
| 70 | Auckland City Training School          | 47% |
| 71 | Taratahi Agricultural Training Centre  | 47% |
| 72 | New Zealand Equine Training Limited    | 44% |

Disclaimer: The results in this report are generated from data submitted by Tertiary Education Organisations. While efforts have been made to verify the information, the Tertiary Education Commission does not attest to the accuracy or completeness of the results.

# The Performance of Tertiary Education Organisations

www.tec.govt.nz



Tertiary Education Commission  
Te Amorangi Mātauranga Matua

## Mara Marketing Limited

Organisation Type: Private Training Establishment

Year: 2014

Fund: Youth Guarantee

**Successful Completion of Courses**

This measure shows the proportion of courses in a given year that are successfully completed.

Median: 61%

|           |                                    |            |
|-----------|------------------------------------|------------|
| 73        | G & H Training                     | 51%        |
| 74        | Academy Group (NZ) Limited         | 51%        |
| 75        | Te Kotahitanga E Mahi Kaha Trust   | 51%        |
| 76        | Regent Training Centre Limited     | 50%        |
| 77        | Te Kaupapa Training Limited        | 49%        |
| 78        | Maniapoto Training Agency          | 47%        |
| 79        | VETEL                              | 47%        |
| 80        | The Methodist Mission              | 46%        |
| 81        | Abel Tasman Educational Trust      | 46%        |
| 82        | YWCA Christchurch Inc              | 46%        |
| 83        | Whakato Te Matauranga              | 45%        |
| 84        | Morrinsville Training Centre Ltd   | 44%        |
| 85        | Quality Training Services          | 44%        |
| 86        | Enrich+                            | 44%        |
| <b>87</b> | <b>Mara Marketing Limited</b>      | <b>43%</b> |
| 88        | The Salvation Army Employment Plus | 37%        |
| 89        | Advanced Training Academy Limited  | 37%        |
| 90        | Wai Ora Christian Community Trust  | 37%        |
| 91        | 2 Meke Training Limited            | 37%        |
| 92        | Kokiri Training Centre             | 34%        |
| 93        | Matapuna Training Centre           | 33%        |
| 94        | Greymouth Life Learning Centre     | 33%        |
| 95        | Te Arawa Lakes Trust               | 30%        |
| 96        | Golden Bay Work Centre Trust       | 29%        |

**Completion of Qualifications**

This measure shows the proportion of students in a given year who complete a qualification.

Median: 58%

|    |                                       |     |
|----|---------------------------------------|-----|
| 74 | The Methodist Mission                 | 38% |
| 75 | 2 Meke Training Limited               | 38% |
| 76 | Morrinsville Training Centre Ltd      | 38% |
| 77 | Kokiri Training Centre                | 36% |
| 78 | YWCA Christchurch Inc                 | 36% |
| 79 | Whakato Te Matauranga                 | 31% |
| 80 | School of Business Ltd                | 30% |
| 81 | Greymouth Life Learning Centre        | 26% |
| 82 | Golden Bay Work Centre Trust          | 26% |
| 83 | C Hayes Engineering Training Division | 25% |
| 84 | New Zealand Equine Training Limited   | 25% |
| 85 | The Salvation Army Employment Plus    | 24% |
| 86 | Enrich+                               | 21% |
| 87 | Quality Training Services             | 21% |
| 88 | Wai Ora Christian Community Trust     | 20% |
| 89 | Maata Waka Enterprises                | 18% |
| 90 | Gisborne Development Incorporated     | 18% |
| 91 | EnterpriseMIT                         | 14% |
| 92 | Bounce Back Training                  | 10% |
| 93 | SPI Institute Limited                 | 9%  |
| 94 | Ngati Ruanui Tahua Iwi Authority Inc  | 9%  |
| 95 | Advanced Training Academy Limited     | 8%  |
| 96 | Dunedin Training Centre               | 6%  |
| 97 | Abel Tasman Educational Trust         |     |

**Student Progression to Higher Level Study**

This measure shows the proportion of students in a given year who progress to study at a higher level after completing a qualification at levels 1 - 4.

Median: 37%

|           |  |           |
|-----------|--|-----------|
| 73        | Maniapoto Training Agency                | 28%       |
| 74        | Nelson Technical Institute Ltd           | 27%       |
| 75        | BEST Pacific Institute of Education Ltd  | 27%       |
| 76        | Pacific Coast Technical Institute        | 23%       |
| 77        | Taranaki Educare                         | 21%       |
| 78        | Fairview Educational Services Limited    | 20%       |
| 79        | The Salvation Army Employment Plus       | 18%       |
| 80        | National Council of YMCAs of New Zealand | 18%       |
| 81        | Service Skills Centre                    | 17%       |
| 81        | VETEL                                    | 17%       |
| 83        | The College of Future Learning NZ Ltd    | 15%       |
| 84        | Agriculture New Zealand                  | 14%       |
| 85        | 2 Meke Training Limited                  | 13%       |
| 85        | Kokiri Training Centre                   | 13%       |
| 85        | Te Kokiri Development Consultancy Inc    | 13%       |
| 88        | School of Business Ltd                   | 12%       |
| 89        | Advance Training Centres                 | 12%       |
| 90        | Nelson Training Centre                   | 9%        |
| 91        | Bay Agricultural Training Limited        | 0%        |
| 91        | Business Management School Limited       | 0%        |
| 91        | Computer Education Solutions Limited     | 0%        |
| 91        | Greymouth Life Learning Centre           | 0%        |
| <b>91</b> | <b>Mara Marketing Limited</b>            | <b>0%</b> |
| 91        | Metal Tech Education Ltd                 | 0%        |

**Students Retained in Study**

This measure shows the proportion of students in a given year that complete a qualification or re-enrol at the same tertiary education organisation in the following year.

Median: 54%

|           |  |            |
|-----------|--|------------|
| 72        | SENZ Training and Employment Centre      | 44%        |
| 72        | Tautoko Work Trust                       | 44%        |
| 75        | Academy Group (NZ) Limited               | 44%        |
| 76        | SPI Institute Limited                    | 43%        |
| 77        | National Council of YMCAs of New Zealand | 42%        |
| 78        | VisionWest Community Trust               | 42%        |
| 79        | ACTS Institute of New Zealand            | 42%        |
| 80        | Whakato Te Matauranga                    | 41%        |
| 81        | Golden Bay Work Centre Trust             | 40%        |
| 81        | Hawera Training Centre Trust             | 40%        |
| 83        | Future Skills Academy Limited            | 40%        |
| 84        | Career NetWork Ltd                       | 39%        |
| 85        | G & H Training                           | 39%        |
| 86        | Service Skills Centre                    | 37%        |
| 87        | Gisborne Development Incorporated        | 37%        |
| 88        | The Salvation Army Employment Plus       | 35%        |
| <b>89</b> | <b>Mara Marketing Limited</b>            | <b>34%</b> |
| 90        | Computer Education Solutions Limited     | 33%        |
| 90        | Greymouth Life Learning Centre           | 33%        |
| 90        | KAAT Trust                               | 33%        |
| 90        | Te Kotahitanga Training                  | 33%        |
| 90        | Te Rapunga o Poutama                     | 33%        |
| 95        | Kershaw Training Enterprises             | 33%        |
| 96        | Advanced Training Academy Limited        | 32%        |

Disclaimer: The results in this report are generated from data submitted by Tertiary Education Organisations. While efforts have been made to verify the information, the Tertiary Education Commission does not attest to the accuracy or completeness of the results.



## Mara Marketing Limited

Organisation Type: **Private Training Establishment**

Year: **2014** Fund: **Youth Guarantee**

**Successful Completion of Courses**

This measure shows the proportion of courses in a given year that are successfully completed.

Median: 61%

|     |  |     |
|-----|--|-----|
| 97  | Dunedin Training Centre                  | 27% |
| 98  | Maata Waka Enterprises                   | 26% |
| 99  | Gisborne Development Incorporated        | 25% |
| 100 | Ngati Awa Tertiary Training Organisation | 24% |
| 101 | Tautoko Work Trust                       | 23% |
| 102 | South Pacific Academy of Education       | 23% |
| 103 | Ngati Ruanui Tahua Iwi Authority Inc     | 19% |
| 104 | Metal Tech Education Ltd                 | 19% |
| 105 | Te Kotahitanga Training                  | 12% |
| 106 | Bounce Back Training                     | 11% |
| 107 | Auckland City Training School            | 3%  |

**Completion of Qualifications**

This measure shows the proportion of students in a given year who complete a qualification.

Median: 58%

|    |  |  |
|----|--|--|
| 97 | Auckland City Training School            |  |
| 97 | <b>Mara Marketing Limited</b>            |  |
| 97 | Metal Tech Education Ltd                 |  |
| 97 | Ngati Awa Tertiary Training Organisation |  |
| 97 | South Pacific Academy of Education       |  |
| 97 | Tautoko Work Trust                       |  |
| 97 | Te Arawa Lakes Trust                     |  |
| 97 | Te Kaupapa Training Limited              |  |
| 97 | Te Kotahitanga Training                  |  |
| 97 | Trade Education Limited                  |  |
| 97 | Westport Deep Sea Fishing School         |  |

**Student Progression to Higher Level Study**

This measure shows the proportion of students in a given year who progress to study at a higher level after completing a qualification at levels 1 - 4.

Median: 37%

|    |                                      |    |
|----|--------------------------------------|----|
| 91 | Ngati Ruanui Tahua Iwi Authority Inc | 0% |
| 91 | Premier Hairdressing Academy         | 0% |
| 91 | Servilles Academy Limited            | 0% |
| 91 | VisionWest Community Trust           | 0% |
| 91 | Westport Deep Sea Fishing School     | 0% |
| 91 | YWCA Christchurch Inc                | 0% |

**Students Retained in Study**

This measure shows the proportion of students in a given year that complete a qualification or re-enrol at the same tertiary education organisation in the following year.

Median: 54%

|     |  |     |
|-----|--|-----|
| 97  | Dunedin Training Centre                  | 31% |
| 98  | Front-Line Training Consultancy Limited  | 31% |
| 99  | Te Kaupapa Training Limited              | 30% |
| 100 | Abel Tasman Educational Trust            | 29% |
| 101 | Ngati Ruanui Tahua Iwi Authority Inc     | 27% |
| 102 | Te Arawa Lakes Trust                     | 23% |
| 103 | Maata Waka Enterprises                   | 22% |
| 103 | Westport Deep Sea Fishing School         | 22% |
| 105 | C Hayes Engineering Training Division    | 20% |
| 105 | Ngati Awa Tertiary Training Organisation | 20% |
| 107 | YWCA Christchurch Inc                    | 18% |
| 108 | South Pacific Academy of Education       | 17% |
| 109 | Wai Ora Christian Community Trust        | 14% |
| 110 | Business Management School Limited       | 11% |
| 110 | ITTI                                     | 11% |
| 112 | Enrich+                                  | 10% |
| 113 | EnterpriseMIT                            | 7%  |
| 114 | River City Training Academy (2006) Ltd   | 0%  |
| 114 | Travel Careers & Training Limited        | 0%  |
| 114 | Tupoho Whanau Trust                      | 0%  |
| 114 | Waitaki Training                         | 0%  |

Disclaimer: The results in this report are generated from data submitted by Tertiary Education Organisations. While efforts have been made to verify the information, the Tertiary Education Commission does not attest to the accuracy or completeness of the results.