



The Private Training Establishment sector

Year: 2014

Fund: Student Achievement Component



Successful Completion of Courses

| | |
|-----------|-----|
| Level 1-2 | 78% |
| Level 3-4 | 84% |
| Level 5-6 | 83% |
| Level 7-8 | 87% |

This measure shows the proportion of courses in a given year that are successfully completed.



Completion of Qualifications

| | |
|------------|------|
| Level 1-2 | 73% |
| Level 3-4 | 79% |
| Level 5-6 | 79% |
| Level 7-8 | 100% |
| Level 9-10 | 68% |

This measure shows the proportion of students in a given year who complete a qualification.



Student Progression to Higher Level Study

| | |
|---------|-----|
| Level 1 | 68% |
| Level 2 | 36% |
| Level 3 | 36% |
| Level 4 | 23% |

This measure shows the proportion of students in a given year who progress to study at a higher level after completing a qualification at levels 1 - 4.



Students Retained in Study

| | |
|------------|-----|
| Level 1-2 | 71% |
| Level 3-4 | 69% |
| Level 5-6 | 61% |
| Level 7-8 | 79% |
| Level 9-10 | 72% |

This measure shows the proportion of students in a given year that complete a qualification or re-enrol at the same tertiary education organisation in the following year.

About the Private Training Establishment sector Government expectations of the Private Training Establishment sector

In 2014 the TEC funded 244 Private Training Establishments (PTEs) through its Student Achievement Component fund and/or Youth Guarantee fund.

The size and characteristics of PTEs vary. Smaller specialised PTEs may offer a single qualification for fewer than 20 equivalent full-time students (EFTS). The largest PTEs may offer a range of qualifications to over a thousand EFTS. For these reasons comparing PTEs may be difficult.

The government expects PTEs to:

- Work with employers to ensure provision meets employment and industry needs
- Get at-risk young people into a career or further education
- Enable Maori and Pasifika learners to progress from foundation level education to higher levels of learning
- Improve adult literacy and numeracy

Tertiary Education Strategy

The Tertiary Education Strategy (TES) sets high expectations for TEO performance and attaining better outcomes especially for skills for industry, Maori and Pasifika learners, at risk young people and for adult literacy and numeracy.

Context

| | |
|--|--------|
| Number of students in total: | 46,077 |
| Number of equivalent full-time student places: | 26,767 |

| Student ethnicity* | | Level of study | |
|--------------------|-----|----------------|-----|
| European | 53% | Level 1-2 | 7% |
| Maori | 29% | Level 3-4 | 46% |
| Pacific | 17% | Level 5-6 | 30% |
| Asian | 9% | Level 7-8 | 17% |
| Other | 4% | Level 9-10 | 0% |

*Total may exceed 100% as some students identify with more than one ethnicity.

The Performance of Tertiary Education Organisations

www.tec.govt.nz



Tertiary Education Commission
Te Amorangi Mātauranga Matua

The Learning Connexion Limited

Organisation Type: Private Training Establishment

Year: 2014 Fund: Student Achievement Component



Successful Completion of Courses

| | |
|---------------------|-----|
| All Levels of Study | 82% |
| Level 1-2 | 71% |
| Level 3-4 | 89% |
| Level 5-6 | * |
| Level 7-8 | * |
| Level 9-10 | * |

* Information is not available for this level group.



Completion of Qualifications

| | |
|---------------------|------|
| All Levels of Study | 100% |
| Level 1-2 | 66% |
| Level 3-4 | 100% |
| Level 5-6 | * |
| Level 7-8 | * |
| Level 9-10 | * |

* Information is not available for this level group.



Student Progression to Higher Level Study

| | |
|-------------------|-----|
| Level 1 - 4 Study | 54% |
| Level 1 | * |
| Level 2 | * |
| Level 3 | * |
| Level 4 | 54% |

* Information is not available for this level group.



Students Retained in Study

| | |
|---------------------|-----|
| All Levels of Study | 69% |
| Level 1-2 | * |
| Level 3-4 | 58% |
| Level 5-6 | 76% |
| Level 7-8 | * |
| Level 9-10 | * |

* Information is not available for this level group.

This measure shows the proportion of courses in a given year that are successfully completed.

This measure shows the proportion of students in a given year who complete a qualification.

This measure shows the proportion of students in a given year who progress to study at a higher level after completing a qualification at levels 1 - 4.

This measure shows the proportion of students in a given year that complete a qualification or re-enrol at the same tertiary education organisation in the following year.

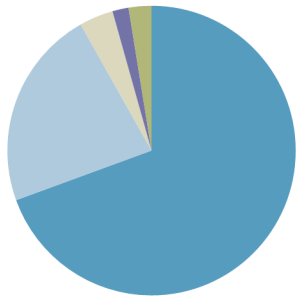
Context

EFTS*: 358
Students: 803

Further information about student characteristics may be available on the organisation's website.

* Number of equivalent full time students.

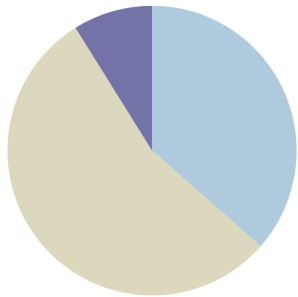
Student Ethnicity*



| | |
|----------|-----|
| European | 81% |
| Maori | 26% |
| Pacific | 4% |
| Asian | 2% |
| Other | 3% |

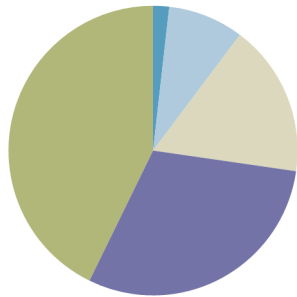
* Total may exceed 100% as some students identify with more than one ethnicity.

Level of Study




| | |
|----------------------------|-----|
| L1-2 Certificates | 0% |
| L3-4 Certificates | 36% |
| L5-6 Diplomas & Grad Certs | 55% |
| L7-8 Degrees & Postgrad | 9% |
| L9-10 Masters & Doctorates | 0% |

Student Age



| | |
|--------------------|-----|
| 17 Years and Under | 2% |
| 18 - 19 | 8% |
| 20 - 24 | 17% |
| 25 - 39 | 30% |
| 40 Years and Over | 43% |

Subject Area



| | |
|-----------------------------|------|
| Creative Arts | 100% |
| Unknown | 0% |
| Natural & Physical Sciences | 0% |
| Information Technology | 0% |
| Other | 0% |

Contacts

PO Box 9811
Wellington 6141
New Zealand
04 568 0320

http://www.tlc.ac.nz

Disclaimer: The results in this report are generated from data submitted by Tertiary Education Organisations. While efforts have been made to verify the information, the Tertiary Education Commission does not attest to the accuracy or completeness of the results.

Report Name: TEC-009410-2014-G001-Educational_Performance_Indicators-20150622_closed_SAC.pdf

Report Version: 2

Asset ID: M0002v02

Page Title: Educational Performance & Contextual Information

Cutoff Type: Closed
Date Effective: 22 June, 2015
Date/Time Created: 17/07/2015 - 16:25

The Performance of Tertiary Education Organisations

www.tec.govt.nz



Tertiary Education Commission
Te Amorangi Mātauranga Matua

The Learning Connexion Limited

Organisation Type: Private Training Establishment

Year: 2014

Fund: Student Achievement Component

Successful Completion of Courses

This measure shows the proportion of courses in a given year that are successfully completed.

Median: 85%

| | | |
|----|---|------|
| 1 | Community Colleges New Zealand Ltd | 100% |
| 1 | Kyrewood Equestrian Centre Limited | 100% |
| 1 | New Zealand Training Centre | 100% |
| 1 | Safety N Action Limited | 100% |
| 1 | Taranaki Educare | 100% |
| 1 | Trinity Methodist Theological College | 100% |
| 7 | NZ School of Outdoor Studies Limited | 99% |
| 8 | CTC Aviation Training (NZ) Limited | 99% |
| 9 | Peter Minturn (NZ) Goldsmith School | 99% |
| 10 | College of Law NZ | 99% |
| 11 | Eastwest Coll of Intercultural Studies | 98% |
| 12 | Techtorium NZ Institute of IT Ltd | 98% |
| 13 | Mr Barber Training Centre | 97% |
| 14 | Good Shepherd College - Te Heparā Pai | 97% |
| 15 | New Zealand School of Radio Limited | 96% |
| 16 | Institute of Professional Legal Studies | 96% |
| 17 | New Zealand College of Chiropractic | 96% |
| 18 | New Zealand Skydiving School Ltd | 96% |
| 19 | NZ School of Acupuncture & TCM | 95% |
| 20 | Evolution School of Holistic Therapies | 95% |
| 21 | Alpha Training Centre | 95% |
| 22 | Blueprint for Learning | 94% |
| 23 | Toi Whakaari: NZ Drama School | 94% |
| 24 | Nelson Aviation College | 94% |

Completion of Qualifications

This measure shows the proportion of students in a given year who complete a qualification.

Median: 81%

| | | |
|---|--|-------------|
| 1 | Airways Training Centre | 100% |
| 1 | AIS St Helens | 100% |
| 1 | Aromaflex Academy | 100% |
| 1 | Community Colleges New Zealand Ltd | 100% |
| 1 | CTC Aviation Training (NZ) Limited | 100% |
| 1 | Eastwest Coll of Intercultural Studies | 100% |
| 1 | English Teaching College | 100% |
| 1 | Good Shepherd College - Te Heparā Pai | 100% |
| 1 | Maata Waka Enterprises | 100% |
| 1 | New Zealand College of Chinese Medicine | 100% |
| 1 | New Zealand College of Chiropractic | 100% |
| 1 | NZ College of Massage | 100% |
| 1 | Pacific Int Hotel Management School Ltd | 100% |
| 1 | Palmerston North School of Design Ltd | 100% |
| 1 | Praxis | 100% |
| 1 | Quantum Education Group QT Limited | 100% |
| 1 | Rangi Ruru Early Childhood College | 100% |
| 1 | Skills 4 Work Incorporated | 100% |
| 1 | South Pacific Bible College | 100% |
| 1 | Southern Wings Limited | 100% |
| 1 | Te Tari Puna Ora O Aotearoa/NZ Childcare | 100% |
| 1 | Techtorium NZ Institute of IT Ltd | 100% |
| 1 | The Learning Connexion Limited | 100% |
| 1 | Trinity Methodist Theological College | 100% |

Student Progression to Higher Level Study

This measure shows the proportion of students in a given year who progress to study at a higher level after completing a qualification at levels 1 - 4.

Median: 22%

| | | |
|----|---|------------|
| 1 | Laidlaw College Incorporated | 80% |
| 1 | Taranaki Educare | 80% |
| 3 | ACG Yoobee School of Design. | 78% |
| 3 | Hillary Outdoors Education Centres | 78% |
| 5 | NZ School of Outdoor Studies Limited | 75% |
| 6 | Whitecliffe College of Arts and Design | 70% |
| 7 | Hungry Creek Art and Crafts School | 67% |
| 8 | New Zealand School of Education Limited | 62% |
| 9 | VETEL | 62% |
| 10 | Lifeway College | 60% |
| 10 | Peter Minturn (NZ) Goldsmith School | 60% |
| 12 | MSL Training Ltd | 59% |
| 13 | Praxis | 58% |
| 14 | New Zealand Management Academies | 55% |
| 15 | ACG Tertiary & Careers | 55% |
| 16 | The Learning Connexion Limited | 54% |
| 17 | Palmerston North School of Design Ltd | 54% |
| 18 | International Travel College of NZ | 52% |
| 19 | Success Maker Education Centre | 50% |
| 20 | Action Adventure | 49% |
| 21 | Naturopathic College of New Zealand | 48% |
| 22 | Turanga Ararau | 47% |
| 23 | Ministry Training College Of Nz | 46% |
| 24 | Faith Bible College | 45% |

Students Retained in Study

This measure shows the proportion of students in a given year that complete a qualification or re-enrol at the same tertiary education organisation in the following year.

Median: 75%

| | | |
|----|---|------|
| 1 | EDENZ Colleges Ltd | 100% |
| 1 | Manaakitanga Aotearoa Charitable Trust | 100% |
| 1 | New Zealand School of Radio Limited | 100% |
| 1 | Rapu Ki Rua Institute | 100% |
| 1 | Royal Business College Limited | 100% |
| 1 | Taranaki Educare | 100% |
| 7 | NZ School of Outdoor Studies Limited | 99% |
| 8 | New Zealand College of Chiropractic | 98% |
| 9 | College of Law NZ | 97% |
| 10 | Institute of Professional Legal Studies | 97% |
| 11 | Rangi Ruru Early Childhood College | 96% |
| 12 | Techtorium NZ Institute of IT Ltd | 96% |
| 13 | North Shore Language School | 96% |
| 14 | Palmerston North School of Design Ltd | 95% |
| 14 | Peter Minturn (NZ) Goldsmith School | 95% |
| 16 | Mr Barber Training Centre | 95% |
| 17 | The College of Future Learning NZ Ltd | 95% |
| 18 | EnterpriseMIT | 93% |
| 19 | Vineyard College | 93% |
| 20 | Eastwest Coll of Intercultural Studies | 92% |
| 20 | Toi Whakaari: NZ Drama School | 92% |
| 22 | Sir George Seymour College | 92% |
| 23 | Alpha Training Centre | 91% |
| 24 | Kyrewood Equestrian Centre Limited | 91% |

Disclaimer: The results in this report are generated from data submitted by Tertiary Education Organisations. While efforts have been made to verify the information, the Tertiary Education Commission does not attest to the accuracy or completeness of the results.

The Performance of Tertiary Education Organisations

www.tec.govt.nz



Tertiary Education Commission
Te Amorangi Mātauranga Matua

The Learning Connexion Limited

Organisation Type: Private Training Establishment

Year: 2014

Fund: Student Achievement Component

Successful Completion of Courses

This measure shows the proportion of courses in a given year that are successfully completed.

Completion of Qualifications

This measure shows the proportion of students in a given year who complete a qualification.

Student Progression to Higher Level Study

This measure shows the proportion of students in a given year who progress to study at a higher level after completing a qualification at levels 1 - 4.

Students Retained in Study

This measure shows the proportion of students in a given year that complete a qualification or re-enrol at the same tertiary education organisation in the following year.

| | Median: | 85% |
|----|--|-----|
| 25 | Sir George Seymour College | 94% |
| 26 | English Teaching College | 93% |
| 27 | Airways Training Centre | 92% |
| 28 | North Shore Language School | 92% |
| 29 | CPS Training | 92% |
| 30 | Pacific Int Hotel Management School Ltd | 92% |
| 31 | Land Based Training Limited | 92% |
| 32 | Harrington\Vaughan Academy of Hairdress | 92% |
| 33 | Advance Training Centres | 92% |
| 34 | Auckland City Training School | 91% |
| 35 | Air New Zealand Aviation Institute | 91% |
| 36 | Pathways Bible and Mission College | 91% |
| 37 | Ministry Training College Of Nz | 91% |
| 38 | NZ Inst of Electrolysis & Beauty Therapy | 91% |
| 39 | Waikato Aero Club (Inc) | 91% |
| 40 | The National School of Aesthetics | 91% |
| 41 | Te Kura Motuhake o Te Ataarangi Inc | 91% |
| 42 | South Pacific Bible College | 91% |
| 43 | New Zealand Tertiary College Limited | 91% |
| 44 | Vineyard College | 91% |
| 45 | Vet Nurse plus Limited | 91% |
| 46 | School of Business Ltd | 91% |
| 47 | Aperfield Montessori Trust | 91% |
| 48 | New Zealand Inst of Fashion Tech Ltd | 90% |

| | Median: | 81% |
|----|--|------|
| 1 | Vineyard College | 100% |
| 1 | Waikato Aero Club (Inc) | 100% |
| 1 | Whitecliffe College of Arts and Design | 100% |
| 28 | New Zealand School of Education Limited | 99% |
| 29 | Mr Barber Training Centre | 99% |
| 30 | College of Law NZ | 99% |
| 31 | New Zealand Tertiary College Limited | 99% |
| 32 | Catholic Institute of Aotearoa NZ | 98% |
| 33 | Institute of Professional Legal Studies | 98% |
| 34 | Sir George Seymour College | 98% |
| 35 | EnterpriseMIT | 97% |
| 36 | Training For You Limited | 97% |
| 37 | New Zealand Skydiving School Ltd | 97% |
| 38 | New Zealand Management Academies | 96% |
| 39 | Hungry Creek Art and Crafts School | 96% |
| 40 | New Zealand School of Radio Limited | 96% |
| 41 | Laidlaw College Incorporated | 96% |
| 42 | North Shore International Academy (NSIA) | 95% |
| 43 | Peter Minturn (NZ) Goldsmith School | 95% |
| 44 | Te Wananga Takiura | 94% |
| 45 | North Shore Language School | 92% |
| 46 | Taranaki Educare | 92% |
| 47 | ATC New Zealand | 92% |
| 48 | School of Business Ltd | 92% |

| | Median: | 22% |
|----|--|-----|
| 25 | Excel Ministries - Performing Arts | 45% |
| 26 | Sir George Seymour College | 44% |
| 27 | New Zealand Welding School | 41% |
| 28 | Tipu Ora | 41% |
| 29 | NZ College of Massage | 39% |
| 30 | BEST Pacific Institute of Education Ltd | 39% |
| 31 | Academy of Diving Trust | 38% |
| 32 | SENZ Training and Employment Centre | 38% |
| 33 | New Zealand Inst of Fashion Tech Ltd | 37% |
| 34 | Auckland City Training School | 37% |
| 35 | The Hairdressing College | 36% |
| 36 | Auckland Hotel & Chefs Training School | 35% |
| 37 | Te Wananga Takiura | 35% |
| 38 | Servilles Academy Limited | 34% |
| 39 | Advanced Training Academy Limited | 33% |
| 39 | Waikato School of Hairdressing Limited | 33% |
| 41 | Academy Group (NZ) Limited | 33% |
| 42 | Corporate Academy Group | 32% |
| 43 | Quantum Education Group ES Ltd | 31% |
| 44 | National Council of YMCAs of New Zealand | 30% |
| 45 | Elite Int School Of Beauty Therapy | 30% |
| 46 | The Cut Above Academy Limited | 30% |
| 47 | Martin-Hautus | 30% |
| 48 | Harrington\Vaughan Academy of Hairdress | 30% |

| | Median: | 75% |
|----|--|-----|
| 25 | Patricks School of Hairdressing Limited | 90% |
| 26 | NZ Inst of Electrolysis & Beauty Therapy | 90% |
| 27 | South Seas Film & Television School Ltd | 90% |
| 28 | Academy of Diving Trust | 90% |
| 29 | School of Business Ltd | 89% |
| 30 | People Potential Limited | 89% |
| 31 | International Pacific College NZ | 89% |
| 32 | Land Based Training Limited | 89% |
| 33 | Auckland City Training School | 89% |
| 34 | Tipu Ora | 88% |
| 35 | Taruna College | 88% |
| 36 | Te Tari Puna Ora O Aotearoa/NZ Childcare | 87% |
| 37 | Animation College New Zealand Limited | 87% |
| 38 | Excel Ministries - Performing Arts | 87% |
| 39 | Ashton Warner Nanny Academy | 87% |
| 40 | Queenstown Resort College | 87% |
| 41 | ACG Tertiary & Careers | 86% |
| 42 | Hawk Enterprises Ltd | 86% |
| 44 | Nelson Aviation College | 86% |
| 42 | Pathways Bible and Mission College | 85% |
| 45 | The Cut Above Academy Limited | 85% |
| 46 | Ministry Training College Of Nz | 85% |
| 47 | Faith Bible College | 84% |
| 48 | Tetra Limited | 84% |

Disclaimer: The results in this report are generated from data submitted by Tertiary Education Organisations. While efforts have been made to verify the information, the Tertiary Education Commission does not attest to the accuracy or completeness of the results.



The Learning Connexion Limited

Organisation Type: **Private Training Establishment**

Year: **2014**

Fund: **Student Achievement Component**

Successful Completion of Courses

This measure shows the proportion of courses in a given year that are successfully completed.

Completion of Qualifications

This measure shows the proportion of students in a given year who complete a qualification.

Student Progression to Higher Level Study

This measure shows the proportion of students in a given year who progress to study at a higher level after completing a qualification at levels 1 - 4.

Students Retained in Study

This measure shows the proportion of students in a given year that complete a qualification or re-enrol at the same tertiary education organisation in the following year.

| | | Median: 85% |
|----|--|-------------|
| 49 | NZ Graduate School of Education Limited | 90% |
| 50 | Te Tari Puna Ora O Aotearoa/NZ Childcare | 90% |
| 51 | Rangi Ruru Early Childhood College | 90% |
| 52 | Ashton Warner Nanny Academy | 90% |
| 53 | South Seas Film & Television School Ltd | 90% |
| 54 | New Zealand Management Academies | 89% |
| 55 | MSL Training Ltd | 89% |
| 56 | Polyethnic Institute of Studies | 89% |
| 57 | Whitecliffe College of Arts and Design | 89% |
| 58 | NZ Institute of Education 2007 Limited | 89% |
| 59 | Carey Baptist College | 89% |
| 60 | Te Wananga Takiura | 89% |
| 61 | Waikato Institute for Leisure and Sport | 89% |
| 62 | Taratahi Agricultural Training Centre | 88% |
| 63 | NZ College of Massage | 88% |
| 64 | Nelson Technical Institute Ltd | 88% |
| 65 | Tectra Limited | 88% |
| 66 | Palmerston North School of Design Ltd | 88% |
| 67 | Catholic Institute of Aotearoa NZ | 88% |
| 68 | Air Hawke's Bay Ltd | 88% |
| 69 | Praxis | 88% |
| 70 | Academy of Diving Trust | 88% |
| 71 | Laidlaw College Incorporated | 87% |
| 72 | Animation College New Zealand Limited | 87% |

| | | Median: 81% |
|----|--|-------------|
| 49 | Waikato Institute for Leisure and Sport | 92% |
| 50 | Land Based Training Limited | 92% |
| 51 | Air New Zealand Aviation Institute | 92% |
| 52 | East Auckland Performing Arts Limited | 92% |
| 53 | AMS Group Training | 92% |
| 54 | Tectra Limited | 91% |
| 55 | The Hairdressing College | 91% |
| 56 | Academy of Diving Trust | 91% |
| 57 | Porse Education & Training | 91% |
| 58 | Blueprint for Learning | 90% |
| 59 | Evolution School of Holistic Therapies | 90% |
| 60 | Wellpark College | 90% |
| 61 | Queens Academic Group Limited | 90% |
| 62 | Advance Training Centres | 90% |
| 63 | NZ Inst of Electrolysis & Beauty Therapy | 90% |
| 64 | CPS Training | 89% |
| 65 | Ashton Warner Nanny Academy | 89% |
| 66 | The National School of Aesthetics | 89% |
| 67 | South Seas Film & Television School Ltd | 89% |
| 68 | Wellcare Education Limited | 88% |
| 69 | Workforce Development Limited | 88% |
| 70 | Ministry Training College Of Nz | 88% |
| 71 | Turanga Ararau | 87% |
| 72 | Toi Whakaari: NZ Drama School | 87% |

| | | Median: 22% |
|----|---|-------------|
| 49 | ATC New Zealand | 28% |
| 50 | Future Skills Academy Limited | 28% |
| 51 | Advance Training Centres | 28% |
| 52 | Tectra Limited | 28% |
| 53 | Solomon Group | 27% |
| 54 | New Zealand Institute of Sport | 27% |
| 55 | ITTI | 27% |
| 56 | NZ Institute of Education 2007 Limited | 27% |
| 57 | Manaakitanga Aotearoa Charitable Trust | 26% |
| 58 | Hair to Train | 26% |
| 59 | Design and Arts College of NZ Ltd | 26% |
| 60 | Agriculture New Zealand | 25% |
| 60 | Evolution School of Holistic Therapies | 25% |
| 60 | Pacific Training Institute (PTI) | 25% |
| 63 | Quantum Education Group Limited | 25% |
| 64 | Nelson Technical Institute Ltd | 24% |
| 64 | Waikato Institute for Leisure and Sport | 24% |
| 66 | Whitireia New Zealand Limited | 23% |
| 67 | Land Based Training Limited | 23% |
| 68 | Crown Institute of Studies | 23% |
| 69 | Onsite Education | 22% |
| 70 | EDENZ Colleges Ltd | 22% |
| 71 | Avonmore Tertiary Institute | 21% |
| 72 | Te Kohanga Reo National Trust Board | 21% |

| | | Median: 75% |
|----|---|-------------|
| 49 | NZ School of Food and Wine Ltd | 84% |
| 50 | HLC | 84% |
| 51 | Air Hawke's Bay Ltd | 84% |
| 51 | New Zealand Training Centre | 84% |
| 53 | Advanced Training Academy Limited | 83% |
| 53 | South Pacific Bible College | 83% |
| 55 | New Zealand Tertiary College Limited | 83% |
| 56 | Quantum Education Group QT Limited | 83% |
| 57 | ACG Yoobee School of Design. | 82% |
| 58 | Blueprint for Learning | 82% |
| 59 | NZ School of Acupuncture & TCM | 82% |
| 60 | Porse Education & Training | 82% |
| 61 | CPS Training | 82% |
| 62 | Waikato Institute for Leisure and Sport | 82% |
| 63 | Sue's Computer Training Company | 81% |
| 64 | NZ Graduate School of Education Limited | 81% |
| 65 | Academy Group (NZ) Limited | 81% |
| 66 | Skills Update Training Institute | 81% |
| 67 | New Zealand Institute of Sport | 81% |
| 68 | New Zealand College of Chinese Medicine | 81% |
| 69 | AIS St Helens | 81% |
| 70 | AMS Group Training | 80% |
| 71 | Pacific Int Hotel Management School Ltd | 80% |
| 72 | Good Shepherd College - Te Heparā Pai | 80% |

Disclaimer: The results in this report are generated from data submitted by Tertiary Education Organisations. While efforts have been made to verify the information, the Tertiary Education Commission does not attest to the accuracy or completeness of the results.



The Learning Connexion Limited

Organisation Type: **Private Training Establishment**

Year: **2014**

Fund: **Student Achievement Component**

Successful Completion of Courses

This measure shows the proportion of courses in a given year that are successfully completed.

Median: 85%

| | | |
|----|---|-----|
| 73 | Martin-Hautus | 87% |
| 74 | Media Design School Limited | 87% |
| 75 | Te Wananga Whare Tapere O Takitimu | 87% |
| 76 | Porse Education & Training | 87% |
| 77 | Samala Robinson Academy Ltd | 86% |
| 78 | Hungry Creek Art and Crafts School | 86% |
| 79 | Servilles Academy Limited | 86% |
| 80 | New Zealand Institute of Sport | 86% |
| 81 | AIS St Helens | 86% |
| 82 | Solomon Group | 86% |
| 83 | Hawk Enterprises Ltd | 86% |
| 84 | Faith Bible College | 86% |
| 85 | Academy Group (NZ) Limited | 86% |
| 86 | Turanga Ararau | 86% |
| 87 | Aromaflex Academy | 85% |
| 88 | New Zealand College of Chinese Medicine | 85% |
| 89 | EnterpriseMIT | 85% |
| 90 | People Potential Limited | 85% |
| 91 | Success Maker Education Centre | 85% |
| 92 | Bethlehem Institute Limited | 85% |
| 93 | Queens Academic Group Limited | 85% |
| 94 | ACG Tertiary & Careers | 85% |
| 95 | Design and Arts College of NZ Ltd | 85% |
| 96 | Quantum Education Group Limited | 85% |

Completion of Qualifications

This measure shows the proportion of students in a given year who complete a qualification.

Median: 81%

| | | |
|----|--|-----|
| 73 | Waikato Institute of Education | 86% |
| 74 | International Travel College of NZ | 86% |
| 75 | Academy Group (NZ) Limited | 85% |
| 76 | Alpha Training Centre | 85% |
| 77 | Vet Nurse plus Limited | 84% |
| 78 | People Potential Limited | 84% |
| 79 | NZ Institute of Education 2007 Limited | 84% |
| 80 | EDENZ Colleges Ltd | 84% |
| 81 | Polyethnic Institute of Studies | 84% |
| 82 | Harrington\Vaughan Academy of Hairdress | 84% |
| 83 | SAE Institute | 83% |
| 84 | Queenstown Resort College | 83% |
| 85 | MSL Training Ltd | 83% |
| 86 | New Zealand Institute of Sport | 83% |
| 87 | Avonmore Tertiary Institute | 82% |
| 88 | NZ Graduate School of Education Limited | 82% |
| 89 | Servilles Academy Limited | 82% |
| 90 | Solomon Group | 82% |
| 91 | NZ School of Outdoor Studies Limited | 82% |
| 92 | South Pacific College of Natural Medicin | 81% |
| 93 | Bethlehem Institute Limited | 81% |
| 94 | Auckland City Training School | 81% |
| 95 | Netcor Campus (NZ Education & Tourism) | 80% |
| 96 | Premier Hairdressing Academy | 80% |

Student Progression to Higher Level Study

This measure shows the proportion of students in a given year who progress to study at a higher level after completing a qualification at levels 1 - 4.

Median: 22%

| | | |
|----|--|-----|
| 73 | Cornerstone Education | 20% |
| 74 | People Potential Limited | 19% |
| 75 | Training For You Limited | 19% |
| 76 | AIS St Helens | 19% |
| 76 | Blueprint for Learning | 19% |
| 78 | Quantum Education Group QT Limited | 19% |
| 79 | Taratahi Agricultural Training Centre | 18% |
| 80 | Elliott Hairdressing Training Centre Ltd | 18% |
| 81 | Workforce Development Limited | 18% |
| 82 | Vineyard College | 18% |
| 83 | English Teaching College | 17% |
| 84 | EastBay Rural Education Activities Inc. | 17% |
| 84 | KAAT Trust | 17% |
| 84 | Lotus Holistic Centre | 17% |
| 84 | The College of Future Learning NZ Ltd | 17% |
| 88 | Samala Robinson Academy Ltd | 17% |
| 89 | DAS International Academy | 16% |
| 90 | Patricks School of Hairdressing Limited | 16% |
| 91 | The Hairdressing Academy & Col of Beauty | 14% |
| 92 | International College of Camille | 14% |
| 93 | The Professional Bar & Restaurant School | 14% |
| 94 | Netcor Campus (NZ Education & Tourism) | 12% |
| 95 | Alphacrucis International College | 11% |
| 96 | Polyethnic Institute of Studies | 11% |

Students Retained in Study

This measure shows the proportion of students in a given year that complete a qualification or re-enrol at the same tertiary education organisation in the following year.

Median: 75%

| | | |
|----|--|-----|
| 72 | Trinity Methodist Theological College | 80% |
| 74 | Skills 4 Work Incorporated | 80% |
| 75 | Media Design School Limited | 80% |
| 76 | Waikato School of Hairdressing Limited | 80% |
| 77 | MSL Training Ltd | 80% |
| 78 | New Zealand Inst of Fashion Tech Ltd | 80% |
| 79 | Bethlehem Institute Limited | 80% |
| 80 | NZ College of Massage | 79% |
| 81 | International Aviation Academy of NZ Ltd | 79% |
| 81 | The National School of Aesthetics | 79% |
| 83 | Harrington\Vaughan Academy of Hairdress | 79% |
| 84 | Servilles Academy Limited | 78% |
| 85 | South Pacific College of Natural Medicin | 78% |
| 86 | Aronui Technical Training Centre | 78% |
| 87 | NZ Institute of Education 2007 Limited | 78% |
| 88 | Premier Hairdressing Academy | 77% |
| 89 | Corporate Academy Group | 77% |
| 90 | East Auckland Performing Arts Limited | 77% |
| 90 | Praxis | 77% |
| 92 | Laidlaw College Incorporated | 77% |
| 93 | Auckland Hotel & Chefs Training School | 77% |
| 94 | Agriculture New Zealand | 76% |
| 95 | New Zealand Skydiving School Ltd | 76% |
| 96 | Te Kura Motuhake o Te Ataarangi Inc | 76% |

Disclaimer: The results in this report are generated from data submitted by Tertiary Education Organisations. While efforts have been made to verify the information, the Tertiary Education Commission does not attest to the accuracy or completeness of the results.

The Performance of Tertiary Education Organisations

www.tec.govt.nz



Tertiary Education Commission
Te Amorangi Mātauranga Matua

The Learning Connexion Limited

Organisation Type: Private Training Establishment

Year: 2014

Fund: Student Achievement Component

Successful Completion of Courses

This measure shows the proportion of courses in a given year that are successfully completed.

Median: 85%

| | | |
|-----|--|------------|
| 97 | Quantum Education Group QT Limited | 84% |
| 98 | New Zealand School of Education Limited | 84% |
| 99 | The Cut Above Academy Limited | 84% |
| 100 | Ardmore Flying School | 84% |
| 101 | Tipu Ora | 84% |
| 102 | The College of Future Learning NZ Ltd | 84% |
| 103 | AMS Group Training | 84% |
| 104 | Taruna College | 84% |
| 105 | International Aviation Academy of NZ Ltd | 84% |
| 106 | Crown Institute of Studies | 84% |
| 107 | North Shore International Academy (NSIA) | 83% |
| 108 | Waikato Institute of Education | 83% |
| 109 | Onsite Education | 83% |
| 110 | Premier Hairdressing Academy | 83% |
| 111 | Construction Trade Training Unit | 83% |
| 112 | Sue's Computer Training Company | 82% |
| 113 | Quantum Education Group ES Ltd | 82% |
| 114 | The Learning Connexion Limited | 82% |
| 115 | HLC | 82% |
| 116 | International Travel College of NZ | 82% |
| 117 | South Pacific College of Natural Medicin | 82% |
| 118 | HFT Limited | 82% |
| 119 | Skills 4 Work Incorporated | 82% |
| 120 | East Auckland Performing Arts Limited | 82% |

Completion of Qualifications

This measure shows the proportion of students in a given year who complete a qualification.

Median: 81%

| | | |
|-----|--|-----|
| 97 | Nelson Technical Institute Ltd | 80% |
| 98 | ACG Tertiary & Careers | 79% |
| 99 | The Cut Above Academy Limited | 79% |
| 100 | Faith Bible College | 78% |
| 101 | Tipu Ora | 78% |
| 102 | HLC | 78% |
| 103 | Taruna College | 78% |
| 104 | NZ School of Food and Wine Ltd | 78% |
| 105 | Design and Arts College of NZ Ltd | 77% |
| 106 | Agriculture New Zealand | 77% |
| 107 | G & H Training | 76% |
| 108 | New Zealand Inst of Fashion Tech Ltd | 76% |
| 109 | Sue's Computer Training Company | 76% |
| 110 | The Professional Bar & Restaurant School | 76% |
| 111 | ACG Yoozee School of Design. | 76% |
| 112 | International College of Camille | 75% |
| 113 | ITTI | 75% |
| 114 | Onsite Education | 75% |
| 115 | Excel Ministries - Performing Arts | 74% |
| 116 | The College of Future Learning NZ Ltd | 74% |
| 117 | Nelson Aviation College | 73% |
| 118 | Fairview Educational Services Limited | 73% |
| 119 | Martin-Hautus | 73% |
| 120 | NZ School of Acupuncture & TCM | 72% |

Student Progression to Higher Level Study

This measure shows the proportion of students in a given year who progress to study at a higher level after completing a qualification at levels 1 - 4.

Median: 22%

| | | |
|-----|--|-----|
| 97 | Porse Education & Training | 10% |
| 98 | Te Ata Hou Trust | 10% |
| 99 | Air New Zealand Aviation Institute | 10% |
| 100 | HLC | 10% |
| 101 | Agribusiness Training Limited | 9% |
| 102 | Rapu Ki Rua Institute | 9% |
| 103 | North Shore Language School | 8% |
| 104 | National College of Security Personnel | 8% |
| 105 | Aronui Technical Training Centre | 7% |
| 106 | EnterpriseMIT | 7% |
| 107 | NZ Inst of Electrolysis & Beauty Therapy | 7% |
| 108 | New Zealand School of Radio Limited | 7% |
| 109 | Alpha Training Centre | 6% |
| 110 | Premier Hairdressing Academy | 6% |
| 111 | Fairview Educational Services Limited | 6% |
| 111 | Travel Careers & Training Limited | 6% |
| 113 | Community Colleges New Zealand Ltd | 6% |
| 114 | School of Business Ltd | 5% |
| 115 | Mara Marketing Limited | 4% |
| 116 | Ag Challenge Limited | 4% |
| 117 | Wellcare Education Limited | 4% |
| 118 | AMS Group Training | 3% |
| 119 | Mr Barber Training Centre | 3% |
| 120 | Taruna College | 2% |

Students Retained in Study

This measure shows the proportion of students in a given year that complete a qualification or re-enrol at the same tertiary education organisation in the following year.

Median: 75%

| | | |
|-----|--|-----|
| 97 | The Hairdressing College | 76% |
| 98 | Air New Zealand Aviation Institute | 76% |
| 99 | Te Wananga Takiura | 76% |
| 100 | ITTI | 76% |
| 101 | Whitecliffe College of Arts and Design | 76% |
| 102 | International College of Camille | 76% |
| 103 | Airways Training Centre | 75% |
| 103 | Anamata PTE - Whakatane | 75% |
| 103 | CTC Aviation Training (NZ) Limited | 75% |
| 103 | ICL Business School | 75% |
| 103 | Maata Waka Enterprises | 75% |
| 103 | Netcor Campus (NZ Education & Tourism) | 75% |
| 109 | Turanga Ararau | 75% |
| 110 | Polyethnic Institute of Studies | 75% |
| 111 | Wellpark College | 74% |
| 112 | Quantum Education Group Limited | 74% |
| 113 | Southern Wings Limited | 74% |
| 114 | Hillary Outdoors Education Centres | 74% |
| 115 | International Travel College of NZ | 74% |
| 116 | Training For You Limited | 73% |
| 117 | Evolution School of Holistic Therapies | 73% |
| 118 | Elite Int School Of Beauty Therapy | 73% |
| 119 | Te Roopu A Iwi o Te Arawa | 73% |
| 120 | Advance Training Centres | 73% |

Disclaimer: The results in this report are generated from data submitted by Tertiary Education Organisations. While efforts have been made to verify the information, the Tertiary Education Commission does not attest to the accuracy or completeness of the results.

The Performance of Tertiary Education Organisations

www.tec.govt.nz



Tertiary Education Commission
Te Amorangi Mātauranga Matua

The Learning Connexion Limited

Organisation Type: Private Training Establishment

Year: 2014

Fund: Student Achievement Component

Successful Completion of Courses

This measure shows the proportion of courses in a given year that are successfully completed.

Completion of Qualifications

This measure shows the proportion of students in a given year who complete a qualification.

Student Progression to Higher Level Study

This measure shows the proportion of students in a given year who progress to study at a higher level after completing a qualification at levels 1 - 4.

Students Retained in Study

This measure shows the proportion of students in a given year that complete a qualification or re-enrol at the same tertiary education organisation in the following year.

| | | Median: 85% |
|-----|--|-------------|
| 121 | International College of Camille | 82% |
| 122 | Lifeway College | 81% |
| 123 | Bay of Plenty College of Homeopathy Ltd | 81% |
| 124 | Maata Waka Enterprises | 81% |
| 125 | Queenstown Resort College | 81% |
| 126 | Skills Update Training Institute | 81% |
| 127 | SAE Institute | 81% |
| 128 | Netcor Campus (NZ Education & Tourism) | 81% |
| 129 | New Zealand Playcentre Federation Inc | 80% |
| 130 | Fairview Educational Services Limited | 80% |
| 131 | Agribusiness Training Limited | 80% |
| 132 | Royal Business College Limited | 80% |
| 133 | Wellcare Education Limited | 80% |
| 134 | International Pacific College NZ | 80% |
| 135 | The Hairdressing Academy & Col of Beauty | 80% |
| 136 | ICL Business School | 80% |
| 137 | Wellpark College | 80% |
| 138 | ATC New Zealand | 79% |
| 139 | Southern Wings Limited | 79% |
| 140 | Training For You Limited | 79% |
| 141 | Workforce Development Limited | 78% |
| 142 | Agriculture New Zealand | 78% |
| 143 | NZ School of Food and Wine Ltd | 78% |
| 144 | EDENZ Colleges Ltd | 78% |

| | | Median: 81% |
|-----|--|-------------|
| 121 | Quantum Education Group Limited | 72% |
| 122 | Target Education | 72% |
| 123 | Animation College New Zealand Limited | 72% |
| 124 | Hair to Train | 72% |
| 125 | International Pacific College NZ | 72% |
| 126 | Agribusiness Training Limited | 71% |
| 127 | Samala Robinson Academy Ltd | 71% |
| 128 | HFT Limited | 70% |
| 129 | Waikato School of Hairdressing Limited | 70% |
| 130 | Carey Baptist College | 70% |
| 131 | Te Kohanga Reo National Trust Board | 70% |
| 132 | Aronui Technical Training Centre | 69% |
| 133 | Taratahi Agricultural Training Centre | 69% |
| 134 | Auckland Hotel & Chefs Training School | 68% |
| 135 | Cornerstone Education | 67% |
| 136 | BEST Pacific Institute of Education Ltd | 67% |
| 137 | Elliott Hairdressing Training Centre Ltd | 67% |
| 138 | The Hairdressing Academy & Col of Beauty | 67% |
| 139 | Elite Int School Of Beauty Therapy | 67% |
| 140 | Corporate Academy Group | 67% |
| 141 | Lifeway College | 65% |
| 142 | New Zealand Welding School | 65% |
| 143 | International Aviation Academy of NZ Ltd | 65% |
| 144 | Crown Institute of Studies | 65% |

| | | Median: 22% |
|-----|---|-------------|
| 121 | G & H Training | 2% |
| 122 | Safety N Action Limited | 2% |
| 123 | Construction Trade Training Unit | 1% |
| 124 | Alphacrucis Limited | 0% |
| 124 | Aromaflex Academy | 0% |
| 124 | Ashton Warner Nanny Academy | 0% |
| 124 | Kyrewood Equestrian Centre Limited | 0% |
| 124 | New Zealand College of Chinese Medicine | 0% |
| 124 | NZ School of Food and Wine Ltd | 0% |
| 124 | Sue's Computer Training Company | 0% |
| 124 | Target Education | 0% |
| 124 | Te Kura Motuhake o Te Ataarangi Inc | 0% |
| 124 | Te Rooapu A Iwi o Te Arawa | 0% |
| 124 | The National School of Aesthetics | 0% |
| 124 | Trade Education Limited | 0% |
| 124 | Waikato Institute of Education | 0% |

| | | Median: 75% |
|-----|--|-------------|
| 121 | ATC New Zealand | 73% |
| 122 | Vet Nurse plus Limited | 72% |
| 123 | EastBay Rural Education Activities Inc. | 72% |
| 124 | Martin-Hautus | 72% |
| 125 | Avonmore Tertiary Institute | 72% |
| 126 | New Zealand School of Education Limited | 72% |
| 127 | Design and Arts College of NZ Ltd | 71% |
| 127 | Fairview Educational Services Limited | 71% |
| 129 | Solomon Group | 71% |
| 130 | Hair to Train | 70% |
| 131 | New Zealand Management Academies | 70% |
| 132 | Onsite Education | 70% |
| 133 | SAE Institute | 69% |
| 134 | The Learning Connexion Limited | 69% |
| 135 | Workforce Development Limited | 69% |
| 136 | Aperfield Montessori Trust | 69% |
| 136 | North Shore International Academy (NSIA) | 69% |
| 138 | Queens Academic Group Limited | 68% |
| 139 | Cornerstone Education | 68% |
| 140 | Nelson Technical Institute Ltd | 68% |
| 141 | Hungry Creek Art and Crafts School | 68% |
| 141 | Waikato Institute of Education | 68% |
| 143 | New Zealand Welding School | 68% |
| 144 | Safety N Action Limited | 67% |

Disclaimer: The results in this report are generated from data submitted by Tertiary Education Organisations. While efforts have been made to verify the information, the Tertiary Education Commission does not attest to the accuracy or completeness of the results.

The Performance of Tertiary Education Organisations

www.tec.govt.nz



Tertiary Education Commission
Te Amorangi Mātauranga Matua

The Learning Connexion Limited

Organisation Type: Private Training Establishment

Year: 2014

Fund: Student Achievement Component

Successful Completion of Courses

This measure shows the proportion of courses in a given year that are successfully completed.

Median: 85%

| | | |
|-----|--|-----|
| 145 | DAS International Academy | 78% |
| 146 | National College of Security Personnel | 78% |
| 147 | Naturopathic College of New Zealand | 78% |
| 148 | Lotus Holistic Centre | 77% |
| 149 | Cornerstone Education | 77% |
| 150 | Trade Education Limited | 77% |
| 151 | Target Education | 77% |
| 152 | Whitireia New Zealand Limited | 77% |
| 153 | Alphacrucis International College | 77% |
| 154 | G & H Training | 76% |
| 155 | Avonmore Tertiary Institute | 76% |
| 156 | Hair to Train | 76% |
| 157 | Te Kohanga Reo National Trust Board | 76% |
| 158 | BEST Pacific Institute of Education Ltd | 76% |
| 159 | Elite Int School Of Beauty Therapy | 75% |
| 160 | New Zealand Welding School | 75% |
| 161 | Elliott Hairdressing Training Centre Ltd | 75% |
| 162 | ACG Yoobee School of Design. | 75% |
| 163 | ITTI | 75% |
| 164 | The Hairdressing College | 75% |
| 165 | Excel Ministries - Performing Arts | 74% |
| 166 | Literacy Aotearoa | 74% |
| 167 | Waikato School of Hairdressing Limited | 73% |
| 168 | The Professional Bar & Restaurant School | 73% |

Completion of Qualifications

This measure shows the proportion of students in a given year who complete a qualification.

Median: 81%

| | | |
|-----|---|-----|
| 145 | Aperfield Montessori Trust | 64% |
| 146 | Ag Challenge Limited | 63% |
| 147 | Royal Business College Limited | 63% |
| 148 | Media Design School Limited | 63% |
| 149 | EastBay Rural Education Activities Inc. | 61% |
| 150 | Pacific Training Institute (PTI) | 61% |
| 151 | Naturopathic College of New Zealand | 60% |
| 152 | DAS International Academy | 60% |
| 153 | Whitireia New Zealand Limited | 59% |
| 154 | Bay of Plenty College of Homeopathy Ltd | 59% |
| 155 | Te Wananga Whare Tapere O Takitimu | 58% |
| 156 | NZ College of Early Childhood Education | 57% |
| 157 | Lotus Holistic Centre | 56% |
| 158 | Patricks School of Hairdressing Limited | 55% |
| 159 | SENZ Training and Employment Centre | 55% |
| 160 | Te Kura Motuhake o Te Ataarangi Inc | 55% |
| 160 | Te Roopu A Iwi o Te Arawa | 55% |
| 162 | Future Skills Academy Limited | 54% |
| 163 | New Zealand Training Centre | 53% |
| 164 | VETEL | 50% |
| 165 | National College of Security Personnel | 50% |
| 166 | Quantum Education Group ES Ltd | 50% |
| 167 | Success Maker Education Centre | 48% |
| 168 | Alphacrucis International College | 47% |

Student Progression to Higher Level Study

This measure shows the proportion of students in a given year who progress to study at a higher level after completing a qualification at levels 1 - 4.

Median: 22%

Students Retained in Study

This measure shows the proportion of students in a given year that complete a qualification or re-enrol at the same tertiary education organisation in the following year.

Median: 75%

| | | |
|-----|--|-----|
| 145 | Ag Challenge Limited | 67% |
| 146 | G & H Training | 67% |
| 147 | The Hairdressing Academy & Col of Beauty | 67% |
| 148 | Construction Trade Training Unit | 66% |
| 149 | Agribusiness Training Limited | 66% |
| 150 | Wellcare Education Limited | 66% |
| 151 | Alphacrucis International College | 66% |
| 152 | Carey Baptist College | 66% |
| 153 | Raffles College of Design and Commerce | 66% |
| 154 | VETEL | 65% |
| 155 | Gestalt Institute of NZ | 65% |
| 156 | Crown Institute of Studies | 65% |
| 157 | Future Skills Academy Limited | 65% |
| 158 | Bay of Plenty College of Homeopathy Ltd | 65% |
| 159 | Lotus Holistic Centre | 64% |
| 160 | Ardmore Flying School | 63% |
| 161 | Te Kohanga Reo National Trust Board | 63% |
| 162 | Whitireia New Zealand Limited | 63% |
| 163 | Samala Robinson Academy Ltd | 63% |
| 164 | Lifeway College | 62% |
| 165 | SENZ Training and Employment Centre | 61% |
| 166 | NZ College of Early Childhood Education | 60% |
| 167 | DAS International Academy | 59% |
| 168 | Mara Marketing Limited | 58% |

Disclaimer: The results in this report are generated from data submitted by Tertiary Education Organisations. While efforts have been made to verify the information, the Tertiary Education Commission does not attest to the accuracy or completeness of the results.



The Learning Connexion Limited

Organisation Type: **Private Training Establishment**

Year: **2014**

Fund: **Student Achievement Component**

Successful Completion of Courses

This measure shows the proportion of courses in a given year that are successfully completed.

Median: 85%

| | | |
|-----|--|-----|
| 169 | Patrick's School of Hairdressing Limited | 73% |
| 170 | Corporate Academy Group | 72% |
| 171 | Ag Challenge Limited | 72% |
| 172 | Auckland Hotel & Chefs Training School | 71% |
| 173 | Aronui Technical Training Centre | 71% |
| 174 | Anamata PTE - Whakatane | 70% |
| 175 | Te Roopu A Iwi o Te Arawa | 70% |
| 176 | NZ College of Early Childhood Education | 69% |
| 177 | Future Skills Academy Limited | 66% |
| 178 | Hillary Outdoors Education Centres | 65% |
| 179 | Pacific Training Institute (PTI) | 64% |
| 180 | VETEL | 61% |
| 181 | EastBay Rural Education Activities Inc. | 57% |
| 182 | SENZ Training and Employment Centre | 55% |
| 183 | Manaakitanga Aotearoa Charitable Trust | 47% |
| 184 | Te Ata Hou Trust | 41% |
| 185 | Mara Marketing Limited | 38% |
| 186 | National Council of YMCAs of New Zealand | 32% |
| 187 | Computer Power (NZ) Ltd (Spherion) | 4% |
| 188 | Action Adventure | 0% |
| 188 | Advanced Training Academy Limited | 0% |
| 188 | KAAT Trust | 0% |

Completion of Qualifications

This measure shows the proportion of students in a given year who complete a qualification.

Median: 81%

| | | |
|-----|--|-----|
| 169 | Skills Update Training Institute | 47% |
| 170 | Air Hawke's Bay Ltd | 47% |
| 171 | Safety N Action Limited | 45% |
| 172 | ICL Business School | 43% |
| 173 | Anamata PTE - Whakatane | 40% |
| 174 | Literacy Aotearoa | 40% |
| 175 | Hawk Enterprises Ltd | 39% |
| 176 | Construction Trade Training Unit | 38% |
| 177 | Manaakitanga Aotearoa Charitable Trust | 34% |
| 178 | Kyrewood Equestrian Centre Limited | 25% |
| 179 | Hillary Outdoors Education Centres | 23% |
| 180 | National Council of YMCAs of New Zealand | 21% |
| 181 | Ardmore Flying School | 20% |
| 182 | Mara Marketing Limited | 14% |
| 183 | Action Adventure | |
| 183 | Advanced Training Academy Limited | |
| 183 | Computer Power (NZ) Ltd (Spherion) | |
| 183 | KAAT Trust | |
| 183 | New Zealand Playcentre Federation Inc | |
| 183 | Pathways Bible and Mission College | |
| 183 | Te Ata Hou Trust | |
| 183 | Trade Education Limited | |

Student Progression to Higher Level Study

This measure shows the proportion of students in a given year who progress to study at a higher level after completing a qualification at levels 1 - 4.

Median: 22%

| | | |
|-----|--|-----|
| 169 | Taratahi Agricultural Training Centre | 58% |
| 170 | HFT Limited | 57% |
| 171 | Catholic Institute of Aotearoa NZ | 57% |
| 172 | Te Wananga Whare Tapere O Takitimu | 57% |
| 173 | Quantum Education Group ES Ltd | 55% |
| 174 | Elliott Hairdressing Training Centre Ltd | 55% |
| 175 | Aromaflex Academy | 55% |
| 176 | Community Colleges New Zealand Ltd | 54% |
| 177 | The Professional Bar & Restaurant School | 54% |
| 178 | National College of Security Personnel | 52% |
| 179 | Trade Education Limited | 47% |
| 180 | English Teaching College | 46% |
| 181 | Te Ata Hou Trust | 45% |
| 182 | Action Adventure | 45% |
| 183 | KAAT Trust | 44% |
| 184 | Target Education | 43% |
| 185 | Naturopathic College of New Zealand | 43% |
| 186 | National Council of YMCAs of New Zealand | 42% |
| 187 | Pacific Training Institute (PTI) | 40% |
| 188 | BEST Pacific Institute of Education Ltd | 39% |
| 189 | Literacy Aotearoa | 39% |
| 190 | Success Maker Education Centre | 38% |
| 191 | Alphacrucis Limited | 30% |
| 192 | Waikato Aero Club (Inc) | 21% |

Students Retained in Study

This measure shows the proportion of students in a given year that complete a qualification or re-enrol at the same tertiary education organisation in the following year.

Median: 75%

| | | |
|-----|--|-----|
| 169 | Taratahi Agricultural Training Centre | 58% |
| 170 | HFT Limited | 57% |
| 171 | Catholic Institute of Aotearoa NZ | 57% |
| 172 | Te Wananga Whare Tapere O Takitimu | 57% |
| 173 | Quantum Education Group ES Ltd | 55% |
| 174 | Elliott Hairdressing Training Centre Ltd | 55% |
| 175 | Aromaflex Academy | 55% |
| 176 | Community Colleges New Zealand Ltd | 54% |
| 177 | The Professional Bar & Restaurant School | 54% |
| 178 | National College of Security Personnel | 52% |
| 179 | Trade Education Limited | 47% |
| 180 | English Teaching College | 46% |
| 181 | Te Ata Hou Trust | 45% |
| 182 | Action Adventure | 45% |
| 183 | KAAT Trust | 44% |
| 184 | Target Education | 43% |
| 185 | Naturopathic College of New Zealand | 43% |
| 186 | National Council of YMCAs of New Zealand | 42% |
| 187 | Pacific Training Institute (PTI) | 40% |
| 188 | BEST Pacific Institute of Education Ltd | 39% |
| 189 | Literacy Aotearoa | 39% |
| 190 | Success Maker Education Centre | 38% |
| 191 | Alphacrucis Limited | 30% |
| 192 | Waikato Aero Club (Inc) | 21% |

Disclaimer: The results in this report are generated from data submitted by Tertiary Education Organisations. While efforts have been made to verify the information, the Tertiary Education Commission does not attest to the accuracy or completeness of the results.



The Learning Connexion Limited

Organisation Type: **Private Training Establishment**

Year: **2014**

Fund: **Student Achievement Component**

Successful Completion of Courses

This measure shows the proportion of courses in a given year that are successfully completed.

Median: 85%

Completion of Qualifications

This measure shows the proportion of students in a given year who complete a qualification.

Median: 81%

Student Progression to Higher Level Study

This measure shows the proportion of students in a given year who progress to study at a higher level after completing a qualification at levels 1 - 4.

Median: 22%

Students Retained in Study

This measure shows the proportion of students in a given year that complete a qualification or re-enrol at the same tertiary education organisation in the following year.

Median: 75%

| | | |
|-----|---|-----|
| 193 | New Zealand Playcentre Federation Inc | 18% |
| 194 | Travel Careers & Training Limited | 6% |
| 195 | AMES Training and Resource Centre Ltd | 0% |
| 195 | Computer Power (NZ) Ltd (Spherion) | 0% |
| 195 | Ecumenical Board of Theological Studies | 0% |
| 195 | Ellipse Institute | 0% |
| 195 | Mahurangi Technical Institute | 0% |
| 195 | Metro Training Services (MTS) | 0% |
| 195 | Plant & Food Research | 0% |
| 195 | Te Kotahitanga Training | 0% |
| 195 | The Film School | 0% |
| 195 | The NZ School of Travel & Tourism | 0% |

Disclaimer: The results in this report are generated from data submitted by Tertiary Education Organisations. While efforts have been made to verify the information, the Tertiary Education Commission does not attest to the accuracy or completeness of the results.