



The School sector

Year: 2014

Fund: Youth Guarantee



Successful Completion of Courses

Level 1	33%
Level 2	83%
Level 3	* %

* Information is not available for this level group.

This measure shows the proportion of courses in a given year that are successfully completed.



Completion of Qualifications

Level 1	* %
Level 2	* %
Level 3	* %

* Information is not available for this level group.

This measure shows the proportion of students in a given year who complete a qualification.



Student Progression to Higher Level Study

Level 1	* %
Level 2	* %
Level 3	* %

* Information is not available for this level group.

This measure shows the proportion of students in a given year who progress to study at a higher level after completing a qualification at levels 1 - 4.



Students Retained in Study

Level 1	46%
Level 2	* %
Level 3	* %

* Information is not available for this level group.

This measure shows the proportion of students in a given year that complete a qualification or re-enrol at the same tertiary education organisation in the following year.

About the School sector

Government expectations of the School sector

Context

Number of students in total: 79

Number of equivalent full-time student places: 48

Student ethnicity*

Student ethnicity*	Level of study
European	88%
Maori	18%
Pacific	0%
Asian	1%
Other	0%

*Total may exceed 100% as some students identify with more than one ethnicity.

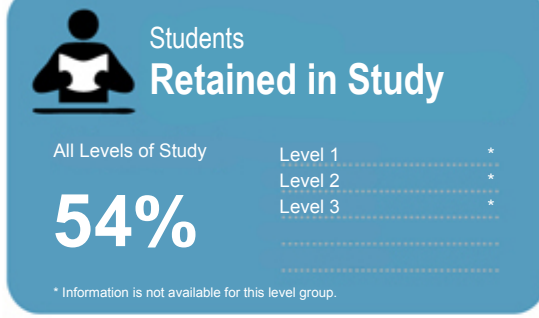
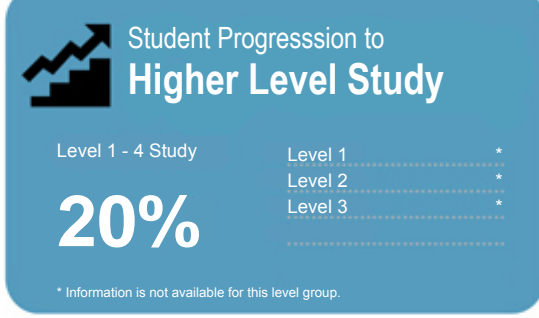


Hagley Community College YG

Organisation Type: **School**

Year: **2014**

Fund: **Youth Guarantee**



This measure shows the proportion of courses in a given year that are successfully completed.

This measure shows the proportion of students in a given year who complete a qualification.

This measure shows the proportion of students in a given year who progress to study at a higher level after completing a qualification at levels 1 - 4.

This measure shows the proportion of students in a given year that complete a qualification or re-enrol at the same tertiary education organisation in the following year.

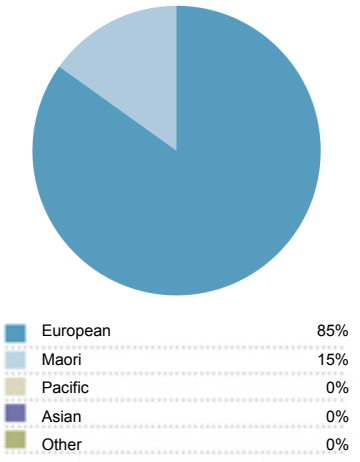
Context

EFTS*: 16
Students: 28

Further information about student characteristics may be available on the organisation's website.

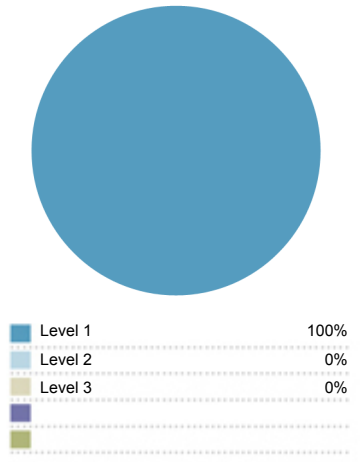
* Number of equivalent full time students.

Student Ethnicity*

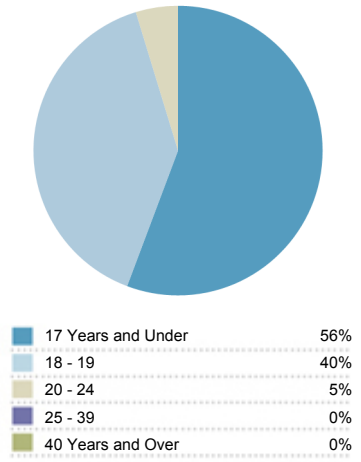


* Total may exceed 100% as some students identify with more than one ethnicity.

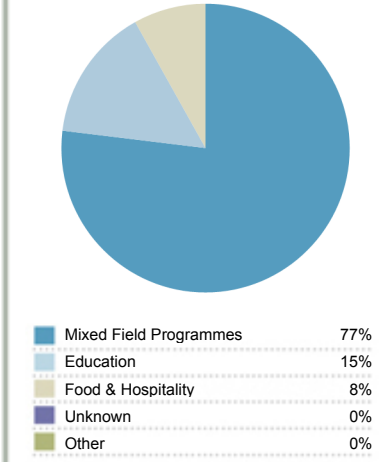
Level of Study



Student Age



Subject Area



Contacts

PO Box 3084
Christchurch Mail Centre
Christchurch 8140
New Zealand
03 379 3090

A Website is not available for this organisation.



Hagley Community College YG

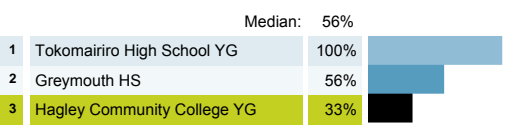
Organisation Type: **School**

Year: **2014**

Fund: **Youth Guarantee**

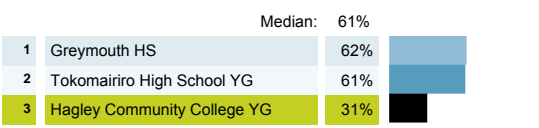
Successful Completion of Courses

This measure shows the proportion of courses in a given year that are successfully completed.



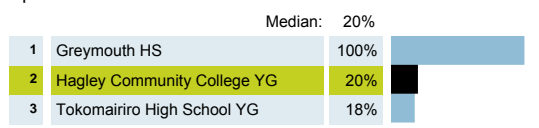
Completion of Qualifications

This measure shows the proportion of students in a given year who complete a qualification.



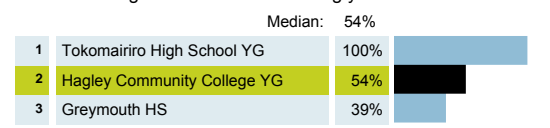
Student Progression to Higher Level Study

This measure shows the proportion of students in a given year who progress to study at a higher level after completing a qualification at levels 1 - 4.



Students Retained in Study

This measure shows the proportion of students in a given year that complete a qualification or re-enrol at the same tertiary education organisation in the following year.



Disclaimer: The results in this report are generated from data submitted by Tertiary Education Organisations. While efforts have been made to verify the information, the Tertiary Education Commission does not attest to the accuracy or completeness of the results.