



## All Industry Training Organisations

Organisation Type: **Industry Training Organisation**

Year: 2013

### Achievement of Credits



Levels 1 & 2	72%
Levels 3 & 4	72%
Levels 5 & above	59%

This measure shows the number of credits that were achieved by trainees in a given year, as a proportion of the credits trainees were expected to achieve in that year.

72%

All Levels of Study



### Completion of Programmes

Levels 1 & 2	74%
Levels 3 & 4	75%
Levels 5 & above	74%

This measure shows the nominal credit value of programmes that were completed in a given year as a proportion of the credits trainees were expected to achieve in that year.

74%

All Levels of Study

#### About Industry Training

In 2013, the TEC funded 20 Industry Training Organisations (ITOs) through the Industry Training Fund and Modern Apprenticeships Scheme. As a result of mergers throughout the year, there were 13 funded ITOs at the close of 2013.

ITOs do not provide training themselves, but act as brokers between employers and training providers. ITOs range in size from an ITO that covers a single industry to large ITOs that cover multiple industries.

Many of the industries that ITOs represent have long established trades and apprenticeship models with an associated history and culture of regulated training, while other ITOs represent industries where the culture of training is still developing.

#### Government expectations of Industry Training

The Government expects ITOs to:

- enable working people to complete nationally recognised qualifications;
- create clear pathways towards advanced trade qualifications at levels four and above; and
- build and maintain strong support from the industries they serve.

To give effect to these expectations, ITOs have three statutory functions which are to:

- set skill standards for their industry;
- develop arrangements for the delivery of training; and
- provide leadership within their industry on skill and training needs.

#### Tertiary Education Strategy

The Tertiary Education Strategy 2014-2019 sets out the Government's expectations and priorities for New Zealand's tertiary education system, ensuring that the skills people develop are well matched to labour market needs, as well as getting at-risk young people into a career, and boosting achievement of Māori and Pasifika learners.

#### Context

Number of Trainees: 129,307

Number of STMs\*: 42,087

Trainee ethnicity+		Level of study**	
European	66%	Levels 1-2	36%
Māori	18%	Levels 3-4	59%
Pacific	7%	Levels 5 and above	4%
Other	12%		

\*Standard Training Measure - an STM is a unit of training, specifically the amount of training required to achieve 120 credits. STM figures are rounded to whole numbers.

+Total may not equal 100% as some trainees identify with more than one ethnicity.

\*\* Percentage figures are rounded to whole numbers, and may not equal 100%



## NZ Motor ITO

Organisation Type: **Industry Training Organisation**

Year: 2013



### Achievement of Credits

Levels 1 & 2	63%
Levels 3 & 4	77%
Levels 5 & above	56%

This measure shows the number of credits that were achieved by trainees in a given year, as a proportion of the credits trainees were expected to achieve in that year.

**75%**

All Levels of Study



### Completion of Programmes

Levels 1 & 2	89%
Levels 3 & 4	84%
Levels 5 & above	65%

This measure shows the nominal credit value of programmes that were completed in a given year as a proportion of the credits trainees were expected to achieve in that year.

**84%**

All Levels of Study

### Context

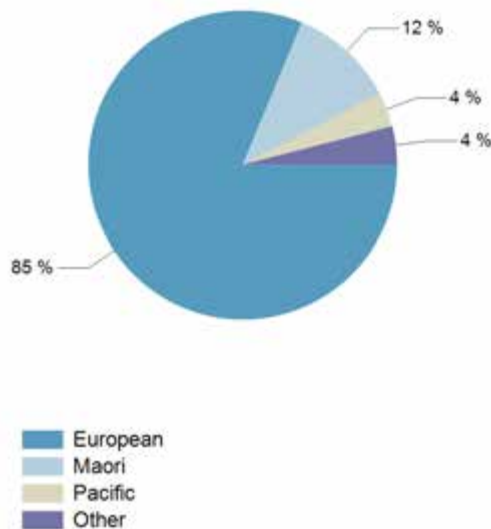
Trainees: 5,253  
STMs\*: 2,205

Further information about trainee characteristics may be available on the organisation's website.

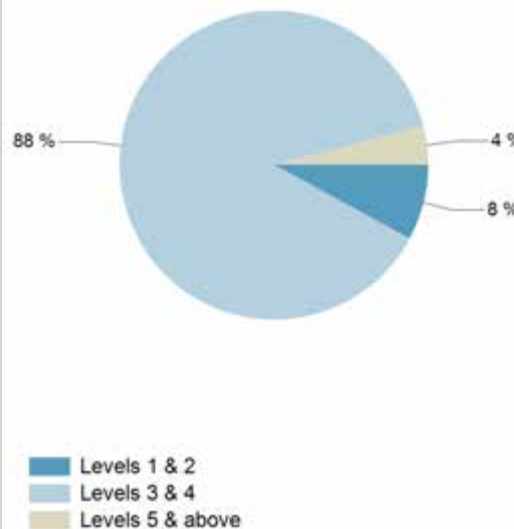
\* Standard Training Measure - an STM is a unit of training, specifically the amount of training required to achieve 120 credits. STM figures are rounded to whole numbers.

\*\* Percentage figures are rounded to whole numbers, and may not equal 100%

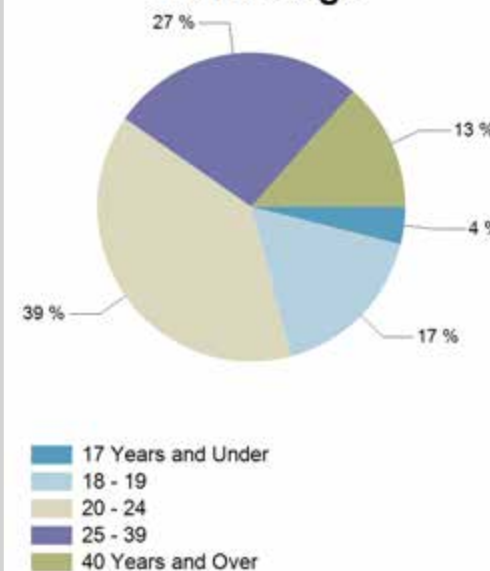
#### Trainee Ethnicity\*\*



#### Level of Study\*\*



#### Trainee Age\*\*



### Provider Contact Details

PO Box 10 803  
WELLINGTON  
6143  
0800 882 121

www.mito.org.nz



## Comparative Educational Performance

Organisation Type: **Industry Training Organisation**  
Year: 2013



### Achievement of Credits

This measure shows the number of credits that were achieved by trainees in a given year, as a proportion of the credits trainees were expected to achieve in that year.

Median: 71%



### Completion of Programmes

This measure shows the nominal credit value of programmes that were completed in a given year as a proportion of the credits trainees were expected to achieve in that year.

Median: 67%

1	Building and Construction ITO	100%	<div style="width: 100%;"></div>
2	Pharmacy ITO	100%	<div style="width: 100%;"></div>
3	NZ Hairdressing ITO	90%	<div style="width: 90%;"></div>
4	NZITO	88%	<div style="width: 88%;"></div>
5	Infrastructure ITO	84%	<div style="width: 84%;"></div>
6	Joinery ITO	80%	<div style="width: 80%;"></div>
7	EMQUAL	75%	<div style="width: 75%;"></div>
8	NZ Motor ITO	75%	<div style="width: 75%;"></div>
9	NZ Marine ITO	74%	<div style="width: 74%;"></div>
10	Decorate NZ & Floor NZ	73%	<div style="width: 73%;"></div>

11	InfraTrain NZ	68%	<div style="width: 68%;"></div>
12	ServiceIQ	68%	<div style="width: 68%;"></div>
13	Competenz	66%	<div style="width: 66%;"></div>
14	Communications & Media	66%	<div style="width: 66%;"></div>
15	Skills Active	66%	<div style="width: 66%;"></div>
16	Careerforce	66%	<div style="width: 66%;"></div>
17	Primary ITO	65%	<div style="width: 65%;"></div>
18	Plastics and Materials ITO	65%	<div style="width: 65%;"></div>
19	Skills Organisation	60%	<div style="width: 60%;"></div>
20	Forest Industries	48%	<div style="width: 48%;"></div>

1	Pharmacy ITO	100%	<div style="width: 100%;"></div>
2	NZ Hairdressing ITO	100%	<div style="width: 100%;"></div>
3	Building and Construction ITO	95%	<div style="width: 95%;"></div>
4	NZITO	92%	<div style="width: 92%;"></div>
5	NZ Motor ITO	84%	<div style="width: 84%;"></div>
6	Skills Organisation	83%	<div style="width: 83%;"></div>
7	Infrastructure ITO	82%	<div style="width: 82%;"></div>
8	NZ Marine ITO	73%	<div style="width: 73%;"></div>
9	Primary ITO	71%	<div style="width: 71%;"></div>
10	EMQUAL	69%	<div style="width: 69%;"></div>

11	ServiceIQ	65%	<div style="width: 65%;"></div>
12	Competenz	65%	<div style="width: 65%;"></div>
13	Skills Active	64%	<div style="width: 64%;"></div>
14	InfraTrain NZ	63%	<div style="width: 63%;"></div>
15	Decorate NZ & Floor NZ	63%	<div style="width: 63%;"></div>
16	Communications & Media	61%	<div style="width: 61%;"></div>
17	Careerforce	60%	<div style="width: 60%;"></div>
18	Joinery ITO	53%	<div style="width: 53%;"></div>
19	Plastics and Materials ITO	47%	<div style="width: 47%;"></div>
20	Forest Industries	45%	<div style="width: 45%;"></div>

**How to read the graphs:**

00	00%	<div style="width: 0%;"></div>
^	^	^
Rank	Organisation	Percentage Performance