



The School sector

Year: 2013

Fund: Youth Guarantee



Successful Completion of Courses

Level 1	32%
Level 2	74%
Level 3	* %

* Information is not available for this level group.

This measure shows the proportion of courses in a given year that are successfully completed.



Completion of Qualifications

Level 1	* %
Level 2	* %
Level 3	* %

* Information is not available for this level group.

This measure shows the proportion of students in a given year who complete a qualification.



Student Progression to Higher Level Study

Level 1	** %
Level 2	** %
Level 3	** %

** Not available for Youth Guarantee in 2013.

This measure shows the proportion of students in a given year who progress to study at a higher level after completing a qualification at levels 1 - 4.



Students Retained in Study

Level 1	** %
Level 2	** %
Level 3	** %

** Not available for Youth Guarantee in 2013.

This measure shows the proportion of students in a given year that complete a qualification or re-enrol at the same tertiary education organisation in the following year.

About the School sector

Government expectations of the School sector

Context

Number of students in total:	61
Number of equivalent full-time student places:	43

Student ethnicity*

Student ethnicity*		Level of study	
European	84%	Level 1	61%
Maori	20%	Level 2	39%
Pacific	6%	Level 3	0%
Asian	2%		
Other	0%		

*Total may exceed 100% as some students identify with more than one ethnicity.



Tokomairiro High School

Organisation Type: School

Year: 2013 Fund: Youth Guarantee

Successful Completion of Courses

All Levels of Study

Level 1	*
Level 2	*
Level 3	*

100%

* Information is not available for this level group.

Completion of Qualifications

All Levels of Study

Level 1	*
Level 2	*
Level 3	*

100%

* Information is not available for this level group.

Student Progression to Higher Level Study

Level 1 - 4 Study

Level 1	**
Level 2	**
Level 3	**

** Not available for Youth Guarantee in 2013.

Students Retained in Study

All Levels of Study

Level 1	**
Level 2	**
Level 3	**

** Not available for Youth Guarantee in 2013.

This measure shows the proportion of courses in a given year that are successfully completed.

This measure shows the proportion of students in a given year who complete a qualification.

This measure shows the proportion of students in a given year who progress to study at a higher level after completing a qualification at levels 1 - 4.

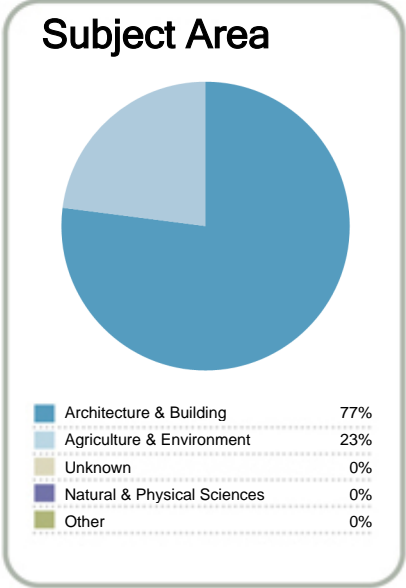
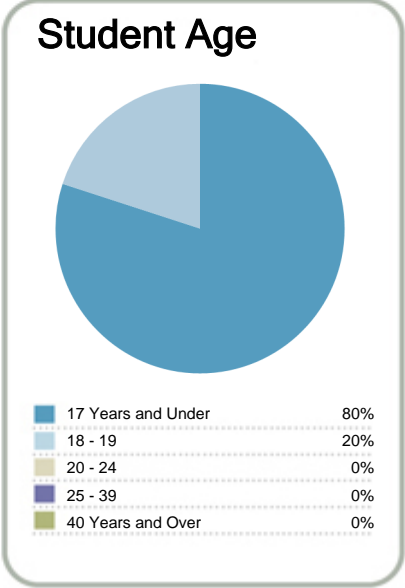
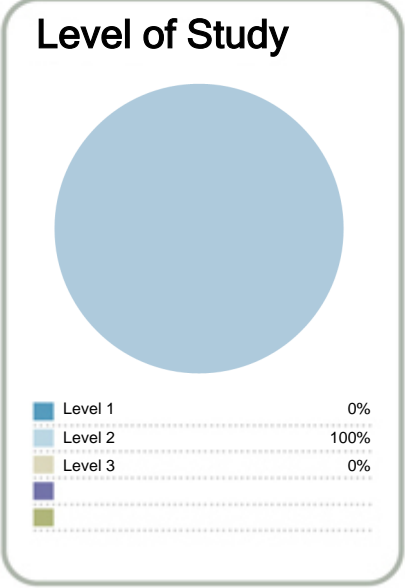
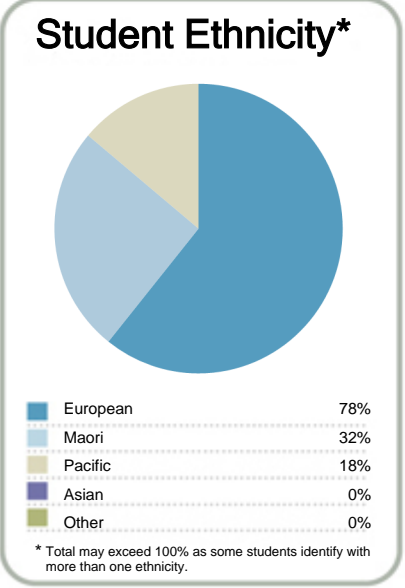
This measure shows the proportion of students in a given year that complete a qualification or re-enrol at the same tertiary education organisation in the following year.

Context

EFTS*: 11
Students: 17

Further information about student characteristics may be available on the organisation's website.

* Number of equivalent full time students.



Contacts

238 Union Street
Milton 9220
New Zealand
034177299

A Website is not available for this organisation.

Disclaimer: The results in this report are generated from data submitted by Tertiary Education Organisations. While efforts have been made to verify the information, the Tertiary Education Commission does not attest to the accuracy or completeness of the results.



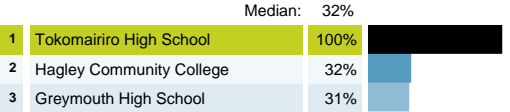
Tokomairiro High School

Organisation Type: School

Year: 2013 Fund: Youth Guarantee

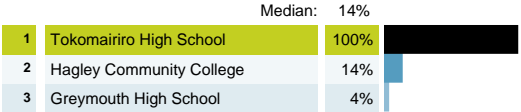
Successful Completion of Courses

This measure shows the proportion of courses in a given year that are successfully completed.



Completion of Qualifications

This measure shows the proportion of students in a given year who complete a qualification.



Student Progression to Higher Level Study

This measure shows the proportion of students in a given year who progress to study at a higher level after completing a qualification at levels 1 - 4.

Median:

Information is not available for this Indicator for this Organisation.

Students Retained in Study

This measure shows the proportion of students in a given year that complete a qualification or re-enrol at the same tertiary education organisation in the following year.

Median:

Information is not available for this Indicator for this Organisation.

** Not available for Youth Guarantee in 2013.

Disclaimer: The results in this report are generated from data submitted by Tertiary Education Organisations. While efforts have been made to verify the information, the Tertiary Education Commission does not attest to the accuracy or completeness of the results.