



The Private Training Establishment sector

Year: 2013

Fund: Student Achievement



Successful Completion of Courses

Level 1-2	76%
Level 3-4	82%
Level 5-6	82%
Level 7-8	87%

This measure shows the proportion of courses in a given year that are successfully completed.



Completion of Qualifications

Level 1-2	67%
Level 3-4	79%
Level 5-6	75%
Level 7-8	93%
Level 9-10	44%

This measure shows the proportion of students in a given year who complete a qualification.



Student Progression to Higher Level Study

Level 1	* %
Level 2	25%
Level 3	33%
Level 4	21%

* Information is not available for this level group.

This measure shows the proportion of students in a given year who progress to study at a higher level after completing a qualification at levels 1 - 4.



Students Retained in Study

Level 1-2	64%
Level 3-4	67%
Level 5-6	60%
Level 7-8	81%
Level 9-10	69%

This measure shows the proportion of students in a given year that complete a qualification or re-enrol at the same tertiary education organisation in the following year.

About the Private Training Establishment sector Government expectations of the Private Training Establishment sector

In 2013 the TEC funded 198 Private Training Establishments (PTEs) through its Student Achievement Component fund.

The size and characteristics of PTEs vary. Smaller specialised PTEs may offer a single qualification for fewer than 20 equivalent full-time students (EFTS). The largest PTEs may offer a range of qualifications to over a thousand EFTS. For these reasons comparing PTEs may be difficult.

The government expects PTEs to:

- Work with employers to ensure provision meets employment and industry needs
- Get at-risk young people into a career or further education
- Enable Maori and Pasifika learners to progress from foundation level education to higher levels of learning
- Improve adult literacy and numeracy

Tertiary Education Strategy

The Tertiary Education Strategy (TES) sets high expectations for TEO performance and prioritises an outcomes focus especially for industry, Maori and Pasifika learners and at risk young people.

Context

Number of students in total: 48,070

Number of equivalent full-time student places: 27,889

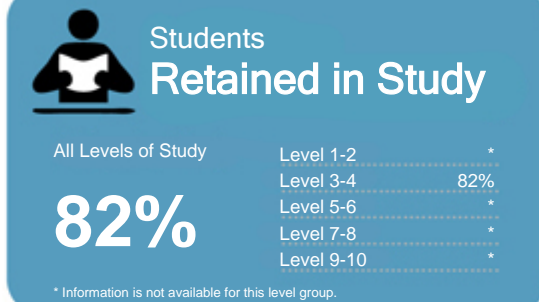
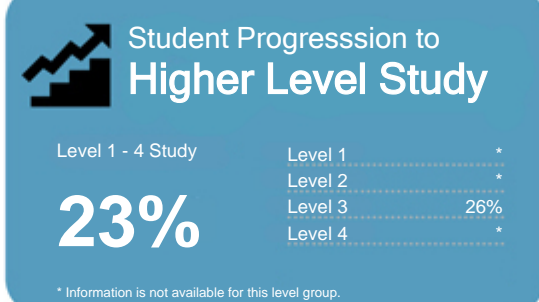
Student ethnicity*		Level of study	
European	53%	Level 1-2	6%
Maori	29%	Level 3-4	47%
Pacific	18%	Level 5-6	30%
Asian	9%	Level 7-8	16%
Other	4%	Level 9-10	0%

*Total may exceed 100% as some students identify with more than one ethnicity.



People Potential Limited

Organisation Type: Private Training Establishment
Year: 2013 Fund: Student Achievement Component



This measure shows the proportion of courses in a given year that are successfully completed.

This measure shows the proportion of students in a given year who complete a qualification.

This measure shows the proportion of students in a given year who progress to study at a higher level after completing a qualification at levels 1 - 4.

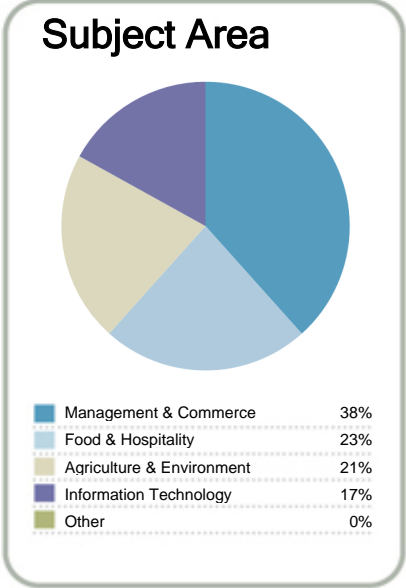
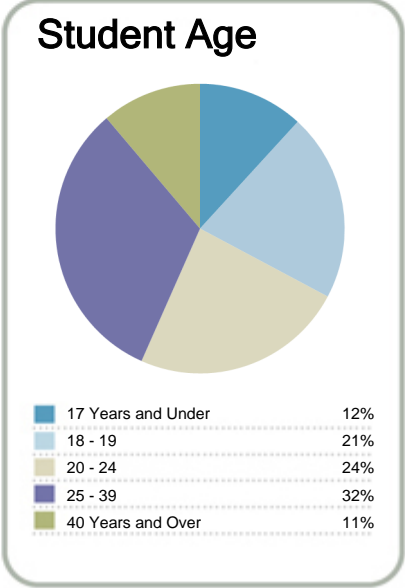
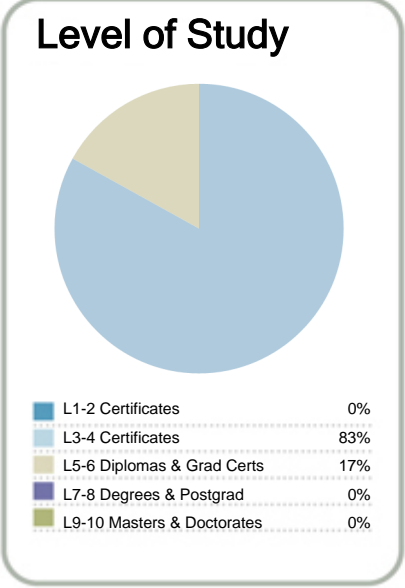
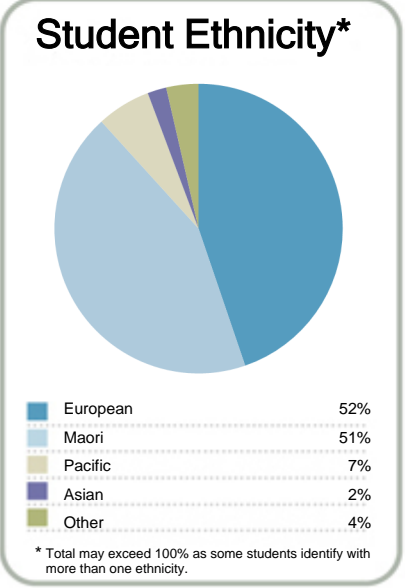
This measure shows the proportion of students in a given year that complete a qualification or re-enrol at the same tertiary education organisation in the following year.

Context

EFTS*: 96
Students: 161

Further information about student characteristics may be available on the organisation's website.

* Number of equivalent full time students.



Contacts

PO Box 1798
WHANGAREI 0010
New Zealand
09 437 7593

<http://www.peoplepotential.co.nz>

Disclaimer: The results in this report are generated from data submitted by Tertiary Education Organisations. While efforts have been made to verify the information, the Tertiary Education Commission does not attest to the accuracy or completeness of the results.



People Potential Limited

Organisation Type: Private Training Establishment
Year: 2013 Fund: Student Achievement Component

Successful Completion of Courses

This measure shows the proportion of courses in a given year that are successfully completed.

Median: 85%

1	Helicopter Flight Training Limited	100%
1	Manaakitanga Aotearoa Charitable Trust	100%
1	New Zealand School of Radio Limited	100%
1	New Zealand Training Centre	100%
1	Palmerston North School of Design Ltd	100%
1	Pathways Bible and Mission College	100%
1	Rapu Ki Rua Institute	100%
1	Royal Business College Limited	100%
1	Safety N Action Limited	100%
1	Safety 'n Action Limited	100%
1	Taranaki Educare	100%
1	Te Ata Hou Trust	100%
13	Eastwest Coll of Intercultural Studies	99%
14	Techtorium NZ Institute of IT Ltd	99%
15	NZ School of Outdoor Studies Limited	99%
16	Literacy Aotearoa	99%
17	New Zealand College of Chiropractic	98%
18	College of Law NZ	97%
19	Alpha Training Centre	97%
20	NZ Inst of Electrolysis & Beauty Therapy	96%
21	The College of Future Learning NZ Ltd	96%
22	South Pacific Bible College	95%
23	Peter Minturn (NZ) Goldsmith School	95%
24	Nelson Aviation College	95%

Completion of Qualifications

This measure shows the proportion of students in a given year who complete a qualification.

Median: 80%

1	Agribusiness Training Limited	100%
1	Air Hawke's Bay Ltd	100%
1	AIS St Helens	100%
1	Alphacrucis Limited	100%
1	AMS Group Training	100%
1	College of Law NZ	100%
1	Eastwest Coll of Intercultural Studies	100%
1	EDENZ Colleges Ltd	100%
1	EnterpriseMIT	100%
1	ICL Business School	100%
1	Institute of Professional Legal Studies	100%
1	Kyewood Equestrian Centre Limited	100%
1	Nelson Aviation College	100%
1	New Zealand College of Chiropractic	100%
1	New Zealand Management Academies	100%
1	New Zealand School of Radio Limited	100%
1	New Zealand Tertiary College Limited	100%
1	New Zealand Training Centre	100%
1	North Shore International Academy (NSIA)	100%
1	North Shore Language School	100%
1	NZ College of Massage	100%
1	NZ School of Acupuncture & TCM	100%
1	Pacific Int Hotel Management School Ltd	100%
1	Palmerston North School of Design Ltd	100%

Student Progression to Higher Level Study

This measure shows the proportion of students in a given year who progress to study at a higher level after completing a qualification at levels 1 - 4.

Median: 23%

1	Laidlaw College Incorporated	95%
2	Manaakitanga Aotearoa Charitable Trust	90%
3	Whitecliffe College of Arts and Design	88%
4	Peter Minturn (NZ) Goldsmith School	83%
5	ACG Yoobee School of Design.	81%
6	NZ School of Outdoor Studies Limited	80%
7	Hungry Creek Art and Crafts School	67%
8	Patricks School of Hairdressing Limited	65%
9	The Sir Edmund Hillary Outdoor Pursuits	64%
10	Alphacrucis Limited	63%
11	New Zealand Management Academies	58%
12	New Zealand Career College Ltd	57%
13	The Learning Connexion Limited	55%
14	Faith Bible College	50%
14	Lotus Holistic Centre	50%
14	Te Ata Hou Trust	50%
17	Te Wananga Takiura	49%
18	Martin-Hautus	47%
19	Design and Arts College of NZ Ltd	45%
20	International Travel College of NZ	44%
21	Servilles Academy Limited	43%
22	Excel Ministries - Performing Arts	42%
23	Alphacrucis International College	41%
24	The Hairdressing College	41%

Students Retained in Study

This measure shows the proportion of students in a given year that complete a qualification or re-enrol at the same tertiary education organisation in the following year.

Median: 77%

1	Evolution School of Holistic Therapies	100%
1	KAAT Trust	100%
1	Manaakitanga Aotearoa Charitable Trust	100%
1	Nelson Aviation College	100%
1	Skills 4 Work Incorporated	100%
1	Southern Wings Limited	100%
1	Trinity Methodist Theological College	100%
8	College of Law NZ	98%
9	New Zealand College of Chiropractic	98%
10	NZ School of Outdoor Studies Limited	97%
11	Techtorium NZ Institute of IT Ltd	96%
12	HLC	96%
13	Institute of Professional Legal Studies	96%
14	Air Hawke's Bay Ltd	96%
15	Toi Whakaari: NZ Drama School	95%
16	International Aviation Academy of NZ Ltd	94%
17	Mr Barber Training Centre	93%
18	EDENZ Colleges Ltd	93%
19	Eastwest Coll of Intercultural Studies	93%
20	Sir George Seymour College	93%
21	Travel Careers & Training Limited	93%
22	Kyewood Equestrian Centre Limited	92%
23	South Seas Film & Television School Ltd	91%
24	Academy of Diving Trust	91%

Disclaimer: The results in this report are generated from data submitted by Tertiary Education Organisations. While efforts have been made to verify the information, the Tertiary Education Commission does not attest to the accuracy or completeness of the results.



People Potential Limited

Organisation Type: Private Training Establishment
Year: 2013 Fund: Student Achievement Component

Successful Completion of Courses

This measure shows the proportion of courses in a given year that are successfully completed.

Completion of Qualifications

This measure shows the proportion of students in a given year who complete a qualification.

Student Progression to Higher Level Study

This measure shows the proportion of students in a given year who progress to study at a higher level after completing a qualification at levels 1 - 4.

Students Retained in Study

This measure shows the proportion of students in a given year that complete a qualification or re-enrol at the same tertiary education organisation in the following year.

Median: 85%

25	Institute of Professional Legal Studies	95%
26	Patrick's School of Hairdressing Limited	95%
27	Quantum Education Group Limited	95%
28	Quantum Education Group QT Limited	95%
29	North Shore International Academy (NSIA)	94%
30	School of Business Ltd	94%
31	Toi Whakaari: NZ Drama School	94%
32	Rangi Ruru Early Childhood College	94%
33	North Shore Language School	94%
34	Tectra Limited	94%
35	Ardmore Flying School	94%
36	Quantum Education Group ES Ltd	94%
37	Pacific Int Hotel Management School Ltd	94%
38	CTC Aviation Training (NZ) Limited	93%
39	EnterpriseMIT	93%
40	Martin-Hautus	93%
41	Auckland City Training School	93%
42	Mr Barber Training Centre	93%
43	New Zealand College of Chinese Medicine	93%
44	Sir George Seymour College	93%
45	Harrington\Vaughan Academy of Hairdress	92%
46	CPS Training	92%
47	Whitecliffe College of Arts and Design	92%
48	South Seas Film & Television School Ltd	92%

Median: 80%

1	Pathways Bible and Mission College	100%
1	Quantum Education Group QT Limited	100%
1	Raffles College of Design and Commerce	100%
1	Rangi Ruru Early Childhood College	100%
1	Rapu Ki Rua Institute	100%
1	Safety 'n Action Limited	100%
1	South Pacific Bible College	100%
1	South Pacific College of Natural Medicin	100%
1	Te Tari Puna Ora O Aotearoa/NZ Childcare	100%
1	The College of Future Learning NZ Ltd	100%
1	The Cut Above Academy Limited	100%
1	Tipu Ora	100%
1	Training For You Limited	100%
1	Trinity Methodist Theological College	100%
1	Waikato Aero Club (Inc)	100%
1	Whitecliffe College of Arts and Design	100%
41	NZ School of Outdoor Studies Limited	99%
42	Blueprint for Learning	99%
43	Skills 4 Work Incorporated	99%
44	Good Shepherd College - Te Heparā Pai	97%
45	Sir George Seymour College	97%
46	Toi Whakaari: NZ Drama School	96%
47	NZ Inst of Electrolysis & Beauty Therapy	96%
48	Patrick's School of Hairdressing Limited	96%

Median: 23%

25	Advanced Training Academy Limited	40%
25	AIS St Helens	40%
25	Computer Power (NZ) Ltd (Spherion)	40%
25	Palmerston North School of Design Ltd	40%
25	Te Kura Motuhake o Te Ataarangi Inc	40%
30	Academy Group (NZ) Limited	40%
31	ITTI	39%
32	New Zealand Welding School	38%
33	Naturopathic College of New Zealand	37%
34	Sir George Seymour College	37%
35	Advance Training Centres	36%
35	Praxis	36%
37	Travel Careers & Training Limited	36%
38	The College of Future Learning NZ Ltd	35%
39	Lifeway College	34%
40	Workforce Development Limited	34%
41	BEST Pacific Institute of Education Ltd	34%
42	English Teaching College	33%
42	Raffles College of Design and Commerce	33%
44	Avonmore Tertiary Institute	32%
45	Ministry Training College Of Nz	32%
46	Agriculture New Zealand	31%
47	Turanga Ararau	31%
48	Evolution School of Holistic Therapies	31%

Median: 77%

25	Blueprint for Learning	91%
26	The Hairdressing College	91%
27	NZ Inst of Electrolysis & Beauty Therapy	91%
28	School of Business Ltd	90%
29	Ministry Training College Of Nz	90%
30	The Sir Edmund Hillary Outdoor Pursuits	89%
31	Harrington\Vaughan Academy of Hairdress	89%
31	New Zealand School of Radio Limited	89%
33	Te Tari Puna Ora O Aotearoa/NZ Childcare	89%
34	Taruna College	89%
35	Queenstown Resort College	89%
36	Waikato School of Hairdressing Limited	88%
37	Animation College New Zealand Limited	88%
38	AMES Training and Resource Centre Ltd	88%
39	Alpha Training Centre	88%
40	ITTI	87%
41	Pathways Bible and Mission College	87%
42	Peter Minturn (NZ) Goldsmith School	86%
43	New Zealand Tertiary College Limited	86%
44	Rangi Ruru Early Childhood College	86%
45	Quantum Education Group QT Limited	86%
46	South Pacific Bible College	86%
47	South Pacific College of Natural Medicin	86%
48	Praxis	85%

Disclaimer: The results in this report are generated from data submitted by Tertiary Education Organisations. While efforts have been made to verify the information, the Tertiary Education Commission does not attest to the accuracy or completeness of the results.



People Potential Limited

Organisation Type: Private Training Establishment
Year: 2013 Fund: Student Achievement Component

Successful Completion of Courses

This measure shows the proportion of courses in a given year that are successfully completed.

Completion of Qualifications

This measure shows the proportion of students in a given year who complete a qualification.

Student Progression to Higher Level Study

This measure shows the proportion of students in a given year who progress to study at a higher level after completing a qualification at levels 1 - 4.

Students Retained in Study

This measure shows the proportion of students in a given year that complete a qualification or re-enrol at the same tertiary education organisation in the following year.

		Median: 85%
49	New Zealand Inst of Fashion Tech Ltd	92%
50	Land Based Training Limited	92%
51	Blueprint for Learning	91%
52	Good Shepherd College - Te Heparā Pai	91%
53	People Potential Limited	91%
54	Kyewood Equestrian Centre Limited	91%
55	Air Hawke's Bay Ltd	91%
56	New Zealand Tertiary College Limited	90%
57	Te Kura Motuhake o Te Ataarangi Inc	90%
58	Academy of Diving Trust	90%
59	Aperfield Montessori Trust	90%
60	Animation College New Zealand Limited	89%
61	New Zealand Management Academies	89%
62	Faith Bible College	89%
63	South Pacific College of Natural Medicin	89%
64	NZ School of Food and Wine Ltd	89%
65	Southern Wings Limited	89%
66	New Zealand Career College Ltd	89%
67	Academy Group (NZ) Limited	89%
68	EDENZ Colleges Ltd	89%
69	Vineyard College	89%
70	International Aviation Academy of NZ Ltd	89%
71	Evolution School of Holistic Therapies	89%
72	Action Adventure	89%

		Median: 80%
49	Anamata PTE - Whakatane	95%
50	The Learning Connexion Limited	95%
51	Alpha Training Centre	94%
52	Wellpark College	93%
53	ATC New Zealand	93%
54	Mr Barber Training Centre	92%
55	Manaakitanga Aotearoa Charitable Trust	91%
56	Porse ECE Training (NZ) Limited	91%
57	Land Based Training Limited	91%
58	Te Ata Hou Trust	91%
59	Ashton Warner Nanny Academy	91%
60	Harrington\Vaughan Academy of Hairdress	91%
61	Peter Minturn (NZ) Goldsmith School	90%
62	Auckland City Training School	90%
63	NZ College of Early Childhood Education	90%
64	Community Colleges New Zealand Ltd	90%
65	Advanced Training Academy Limited	88%
66	People Potential Limited	88%
67	International College of Camille	88%
68	Academy Group (NZ) Limited	88%
69	School of Business Ltd	87%
70	Carey Baptist College	87%
71	Vineyard College	87%
72	Waikato Institute for Leisure and Sport	87%

		Median: 23%
49	Harrington\Vaughan Academy of Hairdress	30%
50	Academy of Diving Trust	30%
51	New Zealand School of Education Limited	30%
52	Tipu Ora	29%
53	The Hairdressing Academy & Col of Beauty	29%
54	Auckland City Training School	28%
54	New Zealand Inst of Fashion Tech Ltd	28%
56	Action Adventure	28%
57	Mara Marketing Limited	28%
58	EastBay Rural Education Activities Inc.	27%
59	New Zealand Institute of Sport	27%
60	DAS International Academy	27%
61	The Cut Above Academy Limited	27%
62	Quantum Education Group ES Ltd	27%
63	Training For You Limited	26%
64	NZ Institute of Education 2007 Limited	26%
65	Onsite Education	25%
66	Anamata PTE - Whakatane	25%
67	Adventure Education	24%
68	NZ College of Massage	24%
69	The Professional Bar & Restaurant School	24%
70	Corporate Academy Group	23%
71	ATC New Zealand	23%
72	People Potential Limited	23%

		Median: 77%
49	Porse ECE Training (NZ) Limited	85%
50	Te Wananga Takiura	85%
51	Solomon Group	85%
51	Vineyard College	85%
53	International Pacific College NZ	85%
54	The Cut Above Academy Limited	84%
55	Ashton Warner Nanny Academy	84%
56	Good Shepherd College - Te Heparā Pai	84%
57	Mahurangi Technical Institute	84%
58	Tipu Ora	84%
59	New Zealand Inst of Fashion Tech Ltd	83%
60	Servilles Academy Limited	83%
61	Hair to Train	83%
62	NZ Graduate School of Education Limited	83%
63	ACG Yoobee School of Design.	83%
64	Safety 'n Action Limited	83%
65	Palmerston North School of Design Ltd	83%
66	International College of Camille	82%
67	AIS St Helens	82%
68	Whitecliffe College of Arts and Design	82%
69	Media Design School Limited	82%
70	People Potential Limited	82%
71	New Zealand Career College Ltd	82%
72	AMS Group Training	82%

Disclaimer: The results in this report are generated from data submitted by Tertiary Education Organisations. While efforts have been made to verify the information, the Tertiary Education Commission does not attest to the accuracy or completeness of the results.



People Potential Limited

Organisation Type: Private Training Establishment
Year: 2013 Fund: Student Achievement Component

Successful Completion of Courses

This measure shows the proportion of courses in a given year that are successfully completed.

Completion of Qualifications

This measure shows the proportion of students in a given year who complete a qualification.

Student Progression to Higher Level Study

This measure shows the proportion of students in a given year who progress to study at a higher level after completing a qualification at levels 1 - 4.

Students Retained in Study

This measure shows the proportion of students in a given year that complete a qualification or re-enrol at the same tertiary education organisation in the following year.

Median: 85%

73	Crown Institute of Studies	89%
74	Ashton Warner Nanny Academy	89%
75	Bethlehem Institute Limited	88%
76	Tipu Ora	88%
77	Queens Academic Group Limited	88%
78	The Cut Above Academy Limited	88%
79	Te Wananga Takiura	88%
80	Te Tari Puna Ora O Aotearoa/NZ Childcare	88%
81	Sue's Computer Training Company	87%
82	Praxis	87%
83	International College of Camille	87%
84	Laidlaw College Incorporated	87%
85	Waikato School of Hairdressing Limited	87%
86	New Zealand Skydiving School Ltd	86%
87	New Zealand Institute of Sport	86%
88	Raffles College of Design and Commerce	86%
89	Waikato Institute for Leisure and Sport	86%
90	Air New Zealand Aviation Institute	86%
91	Carey Baptist College	86%
92	Advanced Training Academy Limited	86%
93	The Sir Edmund Hillary Outdoor Pursuits	86%
94	International Pacific College NZ	86%
95	HLC	86%
96	Trinity Methodist Theological College	86%

Median: 80%

73	Excel Ministries - Performing Arts	86%
74	NZ School of Food and Wine Ltd	86%
75	International Travel College of NZ	86%
76	Academy of Diving Trust	86%
77	Te Wananga Takiura	86%
78	New Zealand Career College Ltd	86%
79	Corporate Academy Group	86%
80	Taruna College	86%
81	Quantum Education Group ES Ltd	85%
82	Aronui Technical Training Centre	85%
83	South Seas Film & Television School Ltd	85%
84	Animation College New Zealand Limited	85%
85	Ministry Training College Of Nz	85%
86	ACG Yoobee School of Design.	83%
87	Faith Bible College	83%
88	Sue's Computer Training Company	83%
89	The Hairdressing College	83%
90	Waikato School of Hairdressing Limited	83%
91	EastBay Rural Education Activities Inc.	81%
92	New Zealand Skydiving School Ltd	81%
93	NZ Institute of Education 2007 Limited	81%
94	New Zealand Institute of Sport	81%
95	Praxis	80%
96	G & H Training	80%

Median: 23%

73	Auckland Hotel & Chefs Training School	22%
73	MSL Training Ltd	22%
73	New Zealand College of Chinese Medicine	22%
73	Te Rooopu A Iwi o Te Arawa	22%
73	Wellington Nannies College Limited	22%
78	Quantum Education Group Limited	22%
79	Hair to Train	22%
80	Ashton Warner Nanny Academy	21%
81	Learning Post Ltd	20%
82	Netcor Campus (NZ Education & Tourism)	19%
83	PEI	19%
84	Elliott Hairdressing Training Centre Ltd	18%
85	Quantum Education Group QT Limited	18%
86	Metro Training Services (MTS)	18%
87	North Shore Language School	18%
88	Waikato School of Hairdressing Limited	17%
89	Rapu Ki Rua Institute	16%
90	EDENZ Colleges Ltd	15%
91	Te Kohanga Reo National Trust Board	15%
92	Tectra Limited	15%
93	Taratahi Agricultural Training Centre	15%
94	Vineyard College	14%
95	Waikato Institute for Leisure and Sport	14%
96	Aromaflex Academy	14%

Median: 77%

73	MSL Training Ltd	82%
73	NZ School of Food and Wine Ltd	82%
73	Te Rooopu A Iwi o Te Arawa	82%
76	NZ School of Acupuncture & TCM	82%
77	Construction Trade Training Unit	82%
78	Gestalt Institute of NZ	82%
79	Excel Ministries - Performing Arts	82%
80	Academy Group (NZ) Limited	82%
81	Land Based Training Limited	81%
81	Pacific Int Hotel Management School Ltd	81%
83	Bethlehem Institute Limited	81%
83	Hungry Creek Art and Crafts School	81%
85	Air New Zealand Aviation Institute	81%
86	Wellcare Education Limited	80%
87	Target Education	80%
88	Ag Challenge Limited	80%
89	Wellington Nannies College Limited	79%
90	New Zealand Training Centre	79%
91	Action Adventure	79%
92	The National School of Aesthetics	79%
93	Wellpark College	78%
94	Lifeway College	78%
95	Faith Bible College	78%
96	Anamata PTE - Whakatane	78%

Disclaimer: The results in this report are generated from data submitted by Tertiary Education Organisations. While efforts have been made to verify the information, the Tertiary Education Commission does not attest to the accuracy or completeness of the results.



People Potential Limited

Organisation Type: Private Training Establishment
Year: 2013 Fund: Student Achievement Component

Successful Completion of Courses

This measure shows the proportion of courses in a given year that are successfully completed.

Median: 85%

97	Catholic Institute of Aotearoa NZ	86%
98	AMS Group Training	86%
99	NZ School of Acupuncture & TCM	86%
100	NZ Institute of Education 2007 Limited	86%
101	Airways Training Centre	85%
102	The Learning Connexion Limited	85%
103	Porse ECE Training (NZ) Limited	85%
104	Servilles Academy Limited	85%
105	International Travel College of NZ	85%
106	Taruna College	84%
107	Bay of Plenty College of Homeopathy Ltd	84%
108	Fairview Educational Services Limited	84%
109	Ag Challenge Limited	84%
110	Maata Waka Enterprises	84%
111	MSL Training Ltd	84%
112	Wellpark College	83%
113	The Hairdressing College	83%
114	Excel Ministries - Performing Arts	83%
115	New Zealand Playcentre Federation Inc	83%
116	Queenstown Resort College	83%
117	AIS St Helens	83%
118	Media Design School Limited	82%
119	Hungry Creek Art and Crafts School	82%
120	English Teaching College	82%

Completion of Qualifications

This measure shows the proportion of students in a given year who complete a qualification.

Median: 80%

97	Taranaki Educare	80%
98	Auckland Hotel & Chefs Training School	79%
99	New Zealand Welding School	79%
100	Air New Zealand Aviation Institute	79%
101	Advance Training Centres	79%
102	Bethlehem Institute Limited	79%
103	Waikato Institute of Education	79%
104	MSL Training Ltd	79%
105	Quantum Education Group Limited	78%
106	Avonmore Tertiary Institute	78%
107	Servilles Academy Limited	78%
108	NZ Graduate School of Education Limited	77%
109	Agriculture New Zealand	77%
110	Martin-Hautus	77%
111	SAE Institute	76%
112	Adventure Education	75%
113	Hungry Creek Art and Crafts School	75%
114	Turanga Ararau	75%
115	Catholic Institute of Aotearoa NZ	75%
116	The National School of Aesthetics	75%
117	KAAT Trust	75%
118	English Teaching College	75%
119	Polyethnic Institute of Studies	74%
120	Ag Challenge Limited	74%

Student Progression to Higher Level Study

This measure shows the proportion of students in a given year who progress to study at a higher level after completing a qualification at levels 1 - 4.

Median: 23%

97	Crown Institute of Studies	13%
98	Whitireia New Zealand Limited	13%
99	Agribusiness Training Limited	12%
100	National College of Security Personnel	11%
101	School of Business Ltd	11%
102	Nelson Technical Institute Ltd	11%
103	Samala Robinson Academy Ltd	10%
104	Polyethnic Institute of Studies	10%
104	Stotts Correspondence Education Ltd	10%
106	Air New Zealand Aviation Institute	10%
107	Waikato Institute of Education	10%
108	Kyrewood Equestrian Centre Limited	9%
108	NZ Inst of Electrolysis & Beauty Therapy	9%
108	Solomon Group	9%
111	New Zealand School of Radio Limited	8%
112	Ag Challenge Limited	8%
112	Elite Int School Of Beauty Therapy	8%
114	Mahurangi Technical Institute	8%
115	Land Based Training Limited	7%
116	Trade Education Limited	7%
117	Aronui Technical Training Centre	7%
118	NZ School of Food and Wine Ltd	7%
119	Community Colleges New Zealand Ltd	6%
120	Porse ECE Training (NZ) Limited	6%

Students Retained in Study

This measure shows the proportion of students in a given year that complete a qualification or re-enrol at the same tertiary education organisation in the following year.

Median: 77%

97	CPS Training	78%
98	North Shore International Academy (NSIA)	78%
99	NZ Institute of Education 2007 Limited	78%
100	Rapu Ki Rua Institute	77%
101	Auckland Hotel & Chefs Training School	77%
102	Quantum Education Group Limited	77%
103	Laidlaw College Incorporated	77%
104	Polyethnic Institute of Studies	76%
105	New Zealand Institute of Sport	76%
106	ATC New Zealand	76%
107	International Travel College of NZ	76%
108	Netcor Campus (NZ Education & Tourism)	76%
109	The College of Future Learning NZ Ltd	76%
110	Tectra Limited	76%
111	New Zealand College of Chinese Medicine	75%
112	New Zealand Management Academies	75%
113	Corporate Academy Group	75%
113	CTC Aviation Training (NZ) Limited	75%
113	Martin-Hautus	75%
113	Trade Education Limited	75%
117	Auckland City Training School	74%
118	Royal Business College Limited	74%
119	Turanga Ararau	74%
120	New Zealand Skydiving School Ltd	73%

Disclaimer: The results in this report are generated from data submitted by Tertiary Education Organisations. While efforts have been made to verify the information, the Tertiary Education Commission does not attest to the accuracy or completeness of the results.

The Performance of Tertiary Education Organisations

www.tec.govt.nz



Tertiary Education Commission
Te Amorangi Mātauranga Matua

People Potential Limited

Organisation Type: Private Training Establishment
Year: 2013 Fund: Student Achievement Component

Successful Completion of Courses

This measure shows the proportion of courses in a given year that are successfully completed.

Median: 85%

121	Turanga Ararau	82%
122	NZ College of Massage	82%
123	Aromaflex Academy	82%
124	ACG Yoobee School of Design.	82%
125	Auckland Hotel & Chefs Training School	82%
126	The National School of Aesthetics	81%
127	Target Education	81%
128	Advance Training Centres	81%
129	Skills 4 Work Incorporated	81%
130	Corporate Academy Group	81%
131	NZ Graduate School of Education Limited	81%
132	Taratahi Agricultural Training Centre	81%
133	Solomon Group	81%
134	Ministry Training College Of Nz	81%
135	Nelson Technical Institute Ltd	81%
136	Agriculture New Zealand	81%
137	Design and Arts College of NZ Ltd	81%
138	NZ College of Early Childhood Education	80%
139	Waikato Institute of Education	80%
140	Adventure Education	80%
141	Naturopathic College of New Zealand	80%
142	New Zealand School of Education Limited	80%
143	Te Roopu A Iwi o Te Arawa	80%
144	Polyethnic Institute of Studies	80%

Completion of Qualifications

This measure shows the proportion of students in a given year who complete a qualification.

Median: 80%

121	Techorium NZ Institute of IT Ltd	73%
122	Literacy Aotearoa	73%
123	Te Roopu A Iwi o Te Arawa	73%
124	Taratahi Agricultural Training Centre	72%
125	Construction Trade Training Unit	72%
126	Workforce Development Limited	71%
127	Fairview Educational Services Limited	71%
128	Premier Hairdressing Academy	71%
129	Lotus Holistic Centre	71%
130	Solomon Group	71%
131	Tectra Limited	70%
132	The Sir Edmund Hillary Outdoor Pursuits	70%
133	Evolution School of Holistic Therapies	70%
134	Netcor Campus (NZ Education & Tourism)	70%
135	Onsite Education	70%
136	The Hairdressing Academy & Col of Beauty	69%
137	Design and Arts College of NZ Ltd	68%
138	Elite Int School Of Beauty Therapy	68%
139	New Zealand School of Education Limited	68%
140	Hair to Train	67%
141	CPS Training	67%
142	Ardmore Flying School	66%
143	Whitireia New Zealand Limited	65%
144	Safety N Action Limited	65%

Student Progression to Higher Level Study

This measure shows the proportion of students in a given year who progress to study at a higher level after completing a qualification at levels 1 - 4.

Median: 23%

121	Taruna College	5%
122	Blueprint for Learning	5%
123	Target Education	5%
124	Premier Hairdressing Academy	5%
125	Safety 'n Action Limited	5%
126	Mr Barber Training Centre	5%
127	Wellcare Education Limited	4%
128	AMS Group Training	4%
129	International College of Camille	3%
130	Construction Trade Training Unit	3%
131	G & H Training	2%
132	Alpha Training Centre	0%
132	Ellipse Institute	0%
132	Fairview Educational Services Limited	0%
132	Framework Solutions Limited	0%
132	HLC	0%
132	New Zealand Tertiary College Limited	0%
132	Pacific Training Institute (PTI)	0%
132	Plant & Food Research	0%
132	Success Maker Education Centre	0%

Students Retained in Study

This measure shows the proportion of students in a given year that complete a qualification or re-enrol at the same tertiary education organisation in the following year.

Median: 77%

121	Premier Hairdressing Academy	73%
122	Quantum Education Group ES Ltd	73%
123	Design and Arts College of NZ Ltd	73%
124	Aronui Technical Training Centre	73%
125	NZ College of Massage	72%
126	Elliott Hairdressing Training Centre Ltd	72%
127	Avonmore Tertiary Institute	72%
128	Agriculture New Zealand	72%
129	G & H Training	71%
129	Onsite Education	71%
129	Sue's Computer Training Company	71%
132	Carey Baptist College	71%
133	Training For You Limited	71%
134	Patrick's School of Hairdressing Limited	71%
134	Vet Nurse plus Limited	71%
136	New Zealand Welding School	71%
137	Waikato Institute for Leisure and Sport	71%
138	Samala Robinson Academy Ltd	71%
139	Raffles College of Design and Commerce	71%
140	G & H Training	71%
141	Whitireia New Zealand Limited	70%
142	SAE Institute	69%
143	The Learning Connexion Limited	68%
144	Advanced Training Academy Limited	68%

Disclaimer: The results in this report are generated from data submitted by Tertiary Education Organisations. While efforts have been made to verify the information, the Tertiary Education Commission does not attest to the accuracy or completeness of the results.



People Potential Limited

Organisation Type: Private Training Establishment
Year: 2013 Fund: Student Achievement Component

Successful Completion of Courses

This measure shows the proportion of courses in a given year that are successfully completed.

Median: 85%

145	Elite Int School Of Beauty Therapy	80%
146	New Zealand Welding School	80%
147	Onsite Education	79%
148	The Hairdressing Academy & Col of Beauty	79%
149	ATC New Zealand	79%
150	East Auckland Performing Arts Limited	78%
151	SAE Institute	78%
152	Aronui Technical Training Centre	78%
153	Lotus Holistic Centre	78%
154	Samala Robinson Academy Ltd	78%
155	Lifeway College	77%
156	G & H Training	77%
157	Training For You Limited	77%
158	National College of Security Personnel	75%
159	Anamata PTE - Whakatane	75%
160	ITTI	75%
161	Netcor Campus (NZ Education & Tourism)	75%
162	Hair to Train	74%
163	Avonmore Tertiary Institute	73%
164	Workforce Development Limited	73%
165	DAS International Academy	73%
166	Gestalt Institute of NZ	72%
167	Alphacrucis International College	72%
168	Vet Nurse plus Limited	71%

Completion of Qualifications

This measure shows the proportion of students in a given year who complete a qualification.

Median: 80%

145	DAS International Academy	65%
146	Gestalt Institute of NZ	65%
147	SENZ Training and Employment Centre	65%
148	International Pacific College NZ	65%
149	Vet Nurse plus Limited	65%
150	Crown Institute of Studies	64%
151	VETEL	64%
152	Action Adventure	62%
153	Samala Robinson Academy Ltd	61%
154	Wellcare Education Limited	61%
155	Alphacrucis International College	59%
156	The Professional Bar & Restaurant School	58%
157	Nelson Technical Institute Ltd	58%
158	East Auckland Performing Arts Limited	58%
159	BEST Pacific Institute of Education Ltd	57%
160	Te Kohanga Reo National Trust Board	57%
161	Te Kura Motuhake o Te Ataarangi Inc	57%
162	Pacific Training Institute (PTI)	56%
163	National College of Security Personnel	55%
164	Royal Business College Limited	55%
165	Target Education	54%
166	Future Skills Academy Limited	54%
167	Elliott Hairdressing Training Centre Ltd	52%
168	Lifeway College	52%

Student Progression to Higher Level Study

This measure shows the proportion of students in a given year who progress to study at a higher level after completing a qualification at levels 1 - 4.

Median: 23%

145	New Zealand School of Education Limited	66%
146	Crown Institute of Studies	66%
147	Taratahi Agricultural Training Centre	66%
148	Fairview Educational Services Limited	65%
149	The Hairdressing Academy & Col of Beauty	65%
150	DAS International Academy	65%
151	Maata Waka Enterprises	65%
152	Waikato Institute of Education	64%
153	The Film School	64%
154	Workforce Development Limited	63%
155	Adventure Education	62%
156	Te Kohanga Reo National Trust Board	62%
157	NZ College of Early Childhood Education	62%
158	Aromaflex Academy	60%
159	East Auckland Performing Arts Limited	60%
159	Te Ata Hou Trust	60%
161	Elite Int School Of Beauty Therapy	59%
162	Queens Academic Group Limited	59%
163	Te Wananga Whare Tapere O Takitimu	59%
164	Te Kura Motuhake o Te Ataarangi Inc	58%
165	EastBay Rural Education Activities Inc.	58%
166	National College of Security Personnel	58%
167	ICL Business School	57%
168	The Professional Bar & Restaurant School	57%

Students Retained in Study

This measure shows the proportion of students in a given year that complete a qualification or re-enrol at the same tertiary education organisation in the following year.

Median: 77%

145	New Zealand School of Education Limited	66%
146	Crown Institute of Studies	66%
147	Taratahi Agricultural Training Centre	66%
148	Fairview Educational Services Limited	65%
149	The Hairdressing Academy & Col of Beauty	65%
150	DAS International Academy	65%
151	Maata Waka Enterprises	65%
152	Waikato Institute of Education	64%
153	The Film School	64%
154	Workforce Development Limited	63%
155	Adventure Education	62%
156	Te Kohanga Reo National Trust Board	62%
157	NZ College of Early Childhood Education	62%
158	Aromaflex Academy	60%
159	East Auckland Performing Arts Limited	60%
159	Te Ata Hou Trust	60%
161	Elite Int School Of Beauty Therapy	59%
162	Queens Academic Group Limited	59%
163	Te Wananga Whare Tapere O Takitimu	59%
164	Te Kura Motuhake o Te Ataarangi Inc	58%
165	EastBay Rural Education Activities Inc.	58%
166	National College of Security Personnel	58%
167	ICL Business School	57%
168	The Professional Bar & Restaurant School	57%

Disclaimer: The results in this report are generated from data submitted by Tertiary Education Organisations. While efforts have been made to verify the information, the Tertiary Education Commission does not attest to the accuracy or completeness of the results.



People Potential Limited

Organisation Type: Private Training Establishment
Year: 2013 Fund: Student Achievement Component

Successful Completion of Courses

This measure shows the proportion of courses in a given year that are successfully completed.

Median: 85%

169	Community Colleges New Zealand Ltd	71%
170	Premier Hairdressing Academy	71%
171	Agribusiness Training Limited	70%
172	Te Kohanga Reo National Trust Board	70%
173	BEST Pacific Institute of Education Ltd	70%
174	Waikato Aero Club (Inc)	69%
175	The Professional Bar & Restaurant School	68%
176	EastBay Rural Education Activities Inc.	68%
177	Future Skills Academy Limited	67%
178	Construction Trade Training Unit	67%
179	Wellcare Education Limited	67%
180	Success Maker Education Centre	67%
181	Whitireia New Zealand Limited	66%
182	SENZ Training and Employment Centre	66%
183	Trade Education Limited	65%
184	Mara Marketing Limited	65%
185	VETEL	64%
186	ICL Business School	62%
187	Te Wananga Whare Tapere O Takitimu	61%
188	Elliott Hairdressing Training Centre Ltd	52%
189	Pacific Training Institute (PTI)	51%
190	KAAT Trust	50%
191	Alphacrucis Limited	43%
192	The Film School	42%

Completion of Qualifications

This measure shows the proportion of students in a given year who complete a qualification.

Median: 80%

169	Naturopathic College of New Zealand	51%
170	Queens Academic Group Limited	49%
171	Aperfield Montessori Trust	49%
172	Trade Education Limited	46%
173	Southern Wings Limited	42%
174	HLC	40%
175	Bay of Plenty College of Homeopathy Ltd	40%
176	Media Design School Limited	39%
177	Maata Waka Enterprises	39%
178	Success Maker Education Centre	39%
179	ITTI	38%
180	Mara Marketing Limited	37%
181	Aromaflex Academy	31%
182	New Zealand College of Chinese Medicine	26%
183	International Aviation Academy of NZ Ltd	23%
184	National Council of YMCAs of New Zealand	23%
185	Queenstown Resort College	17%
186	Te Wananga Whare Tapere O Takitimu	15%
187	Travel Careers & Training Limited	4%
188	Laidlaw College Incorporated	3%
189	New Zealand Playcentre Federation Inc	2%
190	Airways Training Centre	
190	AMES Training and Resource Centre Ltd	
190	Computer Power (NZ) Ltd (Spherion)	

Student Progression to Higher Level Study

This measure shows the proportion of students in a given year who progress to study at a higher level after completing a qualification at levels 1 - 4.

Median: 23%

169	Catholic Institute of Aotearoa NZ	56%
170	Alphacrucis International College	56%
171	Aperfield Montessori Trust	53%
172	Agribusiness Training Limited	52%
173	Ardmore Flying School	52%
174	Lotus Holistic Centre	51%
175	Airways Training Centre	50%
176	Nelson Technical Institute Ltd	49%
177	BEST Pacific Institute of Education Ltd	48%
178	Community Colleges New Zealand Ltd	47%
179	English Teaching College	47%
180	Alphacrucis Limited	43%
181	Mara Marketing Limited	43%
182	North Shore Language School	43%
183	Pacific Training Institute (PTI)	42%
184	The NZ School of Travel & Tourism	40%
185	Naturopathic College of New Zealand	39%
186	Advance Training Centres	39%
187	Stotts Correspondence Education Ltd	37%
188	Literacy Aotearoa	36%
189	Success Maker Education Centre	35%
190	Metro Training Services (MTS)	32%
191	PEI	29%
192	EnterpriseMIT	20%

Students Retained in Study

This measure shows the proportion of students in a given year that complete a qualification or re-enrol at the same tertiary education organisation in the following year.

Median: 77%

169	Catholic Institute of Aotearoa NZ	56%
170	Alphacrucis International College	56%
171	Aperfield Montessori Trust	53%
172	Agribusiness Training Limited	52%
173	Ardmore Flying School	52%
174	Lotus Holistic Centre	51%
175	Airways Training Centre	50%
176	Nelson Technical Institute Ltd	49%
177	BEST Pacific Institute of Education Ltd	48%
178	Community Colleges New Zealand Ltd	47%
179	English Teaching College	47%
180	Alphacrucis Limited	43%
181	Mara Marketing Limited	43%
182	North Shore Language School	43%
183	Pacific Training Institute (PTI)	42%
184	The NZ School of Travel & Tourism	40%
185	Naturopathic College of New Zealand	39%
186	Advance Training Centres	39%
187	Stotts Correspondence Education Ltd	37%
188	Literacy Aotearoa	36%
189	Success Maker Education Centre	35%
190	Metro Training Services (MTS)	32%
191	PEI	29%
192	EnterpriseMIT	20%

Disclaimer: The results in this report are generated from data submitted by Tertiary Education Organisations. While efforts have been made to verify the information, the Tertiary Education Commission does not attest to the accuracy or completeness of the results.



People Potential Limited

Organisation Type: Private Training Establishment
Year: 2013 Fund: Student Achievement Component

Successful Completion of Courses

This measure shows the proportion of courses in a given year that are successfully completed.

Median: 85%

193	National Council of YMCAs of New Zealand	35%
194	AMES Training and Resource Centre Ltd	33%
195	Metro Training Services (MTS)	32%
196	The NZ School of Travel & Tourism	27%
197	Ecumenical Board of Theological Studies	25%
198	Travel Careers & Training Limited	4%
199	Computer Power (NZ) Ltd (Spherion)	3%
200	Ellipse Institute	0%
200	Mahurangi Technical Institute	0%
200	Plant & Food Research	0%
200	Te Kotahitanga Training	0%

Completion of Qualifications

This measure shows the proportion of students in a given year who complete a qualification.

Median: 80%

190	CTC Aviation Training (NZ) Limited	
190	Ecumenical Board of Theological Studies	
190	Ellipse Institute	
190	Helicopter Flight Training Limited	
190	Mahurangi Technical Institute	
190	Metro Training Services (MTS)	
190	New Zealand Inst of Fashion Tech Ltd	
190	Plant & Food Research	
190	Te Kotahitanga Training	
190	The Film School	
190	The NZ School of Travel & Tourism	

Student Progression to Higher Level Study

This measure shows the proportion of students in a given year who progress to study at a higher level after completing a qualification at levels 1 - 4.

Median: 23%

Students Retained in Study

This measure shows the proportion of students in a given year that complete a qualification or re-enrol at the same tertiary education organisation in the following year.

Median: 77%

193	New Zealand Playcentre Federation Inc	19%
194	Ellipse Institute	19%
195	Framework Solutions Limited	17%
196	Computer Power (NZ) Ltd (Spherion)	9%
197	Te Whare Wananga O Te Pihopatanga	5%
198	Chubb Training Solutions	0%
198	Ecumenical Board of Theological Studies	0%
198	Plant & Food Research	0%
198	Taranaki Educare	0%
198	Waikato Aero Club (Inc)	0%
198	Workbase	0%

Disclaimer: The results in this report are generated from data submitted by Tertiary Education Organisations. While efforts have been made to verify the information, the Tertiary Education Commission does not attest to the accuracy or completeness of the results.



The Private Training Establishment sector

Year: 2013

Fund: Youth Guarantee



Successful Completion of Courses

Level 1	55%
Level 2	54%
Level 3	70%

* Information is not available for this level group.

This measure shows the proportion of courses in a given year that are successfully completed.



Completion of Qualifications

Level 1	47%
Level 2	43%
Level 3	67%

* Information is not available for this level group.

This measure shows the proportion of students in a given year who complete a qualification.



Student Progression to Higher Level Study

Level 1	** %
Level 2	** %
Level 3	** %

** Not available for Youth Guarantee in 2013.

This measure shows the proportion of students in a given year who progress to study at a higher level after completing a qualification at levels 1 - 4.



Students Retained in Study

Level 1	** %
Level 2	** %
Level 3	** %

** Not available for Youth Guarantee in 2013.

This measure shows the proportion of students in a given year that complete a qualification or re-enrol at the same tertiary education organisation in the following year.

About the Private Training Establishment sector Government expectations of the Private Training Establishment sector

In 2013 the TEC funded 198 Private Training Establishments (PTEs) through its Student Achievement Component fund.

The size and characteristics of PTEs vary. Smaller specialised PTEs may offer a single qualification for fewer than 20 equivalent full-time students (EFTS). The largest PTEs may offer a range of qualifications to over a thousand EFTS. For these reasons comparing PTEs may be difficult.

The government expects PTEs to:

- Work with employers to ensure provision meets employment and industry needs
- Get at-risk young people into a career or further education
- Enable Maori and Pasifika learners to progress from foundation level education to higher levels of learning
- Improve adult literacy and numeracy

Tertiary Education Strategy

The Tertiary Education Strategy (TES) sets high expectations for TEO performance and prioritises an outcomes focus especially for industry, Maori and Pasifika learners and at risk young people.

Context

Number of students in total: 7,037

Number of equivalent full-time student places: 5,196

Student ethnicity*		Level of study	
European	47%	Level 1	33%
Maori	48%	Level 2	50%
Pacific	20%	Level 3	18%
Asian	2%		
Other	2%		

*Total may exceed 100% as some students identify with more than one ethnicity.



People Potential Limited

Organisation Type: Private Training Establishment

Year: 2013 Fund: Youth Guarantee



This measure shows the proportion of courses in a given year that are successfully completed.

This measure shows the proportion of students in a given year who complete a qualification.

This measure shows the proportion of students in a given year who progress to study at a higher level after completing a qualification at levels 1 - 4.

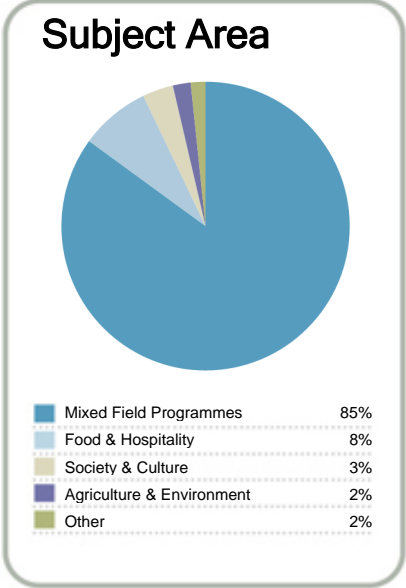
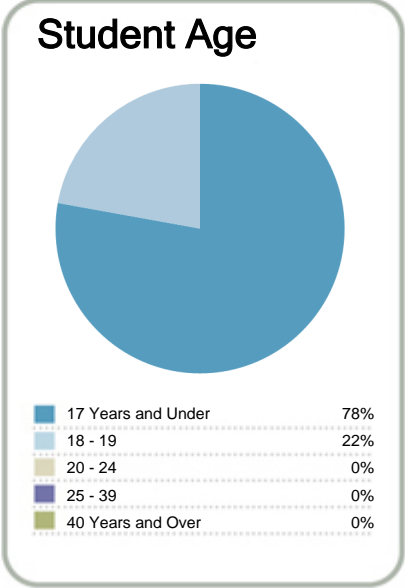
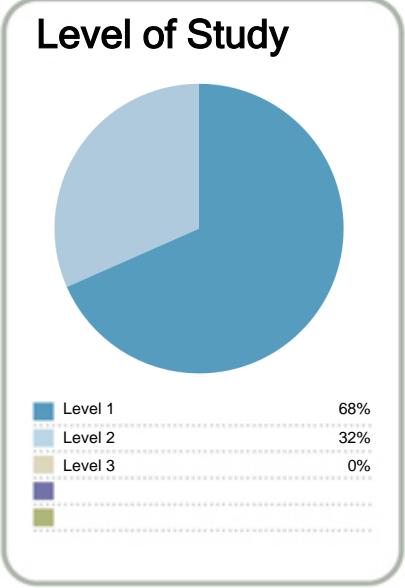
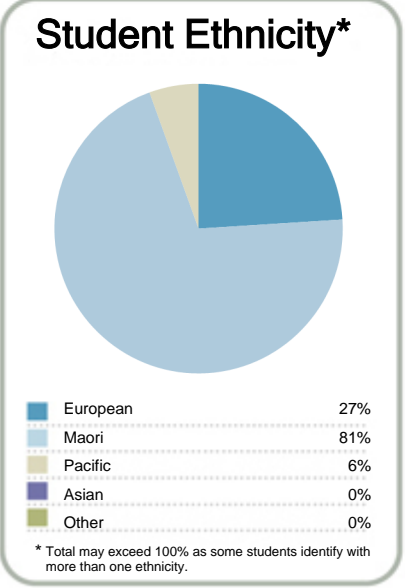
This measure shows the proportion of students in a given year that complete a qualification or re-enrol at the same tertiary education organisation in the following year.

Context

EFTS*: 169
Students: 208

Further information about student characteristics may be available on the organisation's website.

* Number of equivalent full time students.



Contacts

PO Box 1798
WHANGAREI 0010
New Zealand
09 437 7593

<http://www.peoplepotential.co.nz>

Disclaimer: The results in this report are generated from data submitted by Tertiary Education Organisations. While efforts have been made to verify the information, the Tertiary Education Commission does not attest to the accuracy or completeness of the results.



People Potential Limited

Organisation Type: Private Training Establishment

Year: 2013 Fund: Youth Guarantee

Successful Completion of Courses

This measure shows the proportion of courses in a given year that are successfully completed.

Median: 61%

1	Bay Agricultural Training Limited	100%
1	The Hairdressing College	100%
1	U Turn Community Training Services	100%
1	Westport Deep Sea Fishing School	100%
5	Martin-Hautus	98%
6	Responsive Trade Education Limited	91%
7	National Trade Academy Ltd	89%
8	Fairview Educational Services Limited	88%
9	The Methodist Mission	86%
10	Strive Community Trust Training	86%
11	Palmerston North School of Design Ltd	84%
12	Waikato School of Hairdressing Limited	82%
13	Target Education	82%
14	Servilles Academy Limited	82%
15	Nelson Technical Institute Ltd	81%
16	New Zealand Management Academies	81%
17	Nelson Training Centre	81%
18	Sir George Seymour College	81%
19	New Zealand Institute of Sport	80%
20	The Cut Above Academy Limited	78%
21	New Zealand Career College Ltd	77%
22	New Zealand Equine Training Limited	77%
23	Mara Marketing Limited	76%
24	Agriculture New Zealand	76%

Completion of Qualifications

This measure shows the proportion of students in a given year who complete a qualification.

Median: 48%

1	Corporate Academy Group	100%
1	Nelson Technical Institute Ltd	100%
1	Strive Community Trust Training	100%
1	Waikato School of Hairdressing Limited	100%
5	New Zealand Management Academies	98%
6	The College of Future Learning NZ Ltd	97%
7	Bay Agricultural Training Limited	97%
8	Maniapoto Training Agency	94%
9	The Hairdressing College	89%
10	Sir George Seymour College	89%
11	Te Kotahitanga E Mahi Kaha Trust	88%
12	Nelson Training Centre	87%
13	Kapiti Skills Centre	86%
14	Pacific Coast Technical Institute	86%
15	The Methodist Mission	84%
16	FEATS Ltd	82%
17	The Cut Above Academy Limited	82%
18	Fairview Educational Services Limited	79%
19	Palmerston North School of Design Ltd	78%
20	Servilles Academy Limited	77%
21	New Zealand Institute of Sport	74%
22	Education Action Limited	73%
23	Lakeland Learning Company Limited	72%
24	Capital Training	72%

Student Progression to Higher Level Study

This measure shows the proportion of students in a given year who progress to study at a higher level after completing a qualification at levels 1 - 4.

Median: **

Students Retained in Study

This measure shows the proportion of students in a given year that complete a qualification or re-enrol at the same tertiary education organisation in the following year.

Median: **

** Not available for Youth Guarantee in 2013.

Disclaimer: The results in this report are generated from data submitted by Tertiary Education Organisations. While efforts have been made to verify the information, the Tertiary Education Commission does not attest to the accuracy or completeness of the results.



People Potential Limited

Organisation Type: Private Training Establishment

Year: 2013 Fund: Youth Guarantee

Successful Completion of Courses

This measure shows the proportion of courses in a given year that are successfully completed.

Median: 61%

25	Land Based Training Limited	75%
26	Ngati Awa Tertiary Training Organisation	75%
27	Ag Challenge Limited	75%
28	Enrich+	74%
29	Kapiti Skills Centre	73%
30	SENZ Training and Employment Centre	73%
31	The College of Future Learning NZ Ltd	73%
32	Employ NZ	72%
33	Trade and Commerce Centre	72%
34	School of Business Ltd	72%
35	Training For You Limited	72%
36	Education Action Limited	71%
37	BEST Pacific Institute of Education Ltd	71%
38	Sobieski Consultants (Training Division)	70%
39	Kokiri Training Centre	70%
40	Te Rapunga o Poutama	69%
41	Corporate Academy Group	69%
42	Avon City Ford Training Services	68%
43	FEATS Ltd	68%
44	Bounce Back Training	68%
45	MSL Training Ltd	68%
46	Hawera Training Centre Trust	67%
47	People Potential Limited	67%
48	Computer Education Solutions Limited	66%

Completion of Qualifications

This measure shows the proportion of students in a given year who complete a qualification.

Median: 48%

25	Taranaki Educare	72%
26	Responsive Trade Education Limited	71%
27	Agriculture New Zealand	70%
28	SENZ Training and Employment Centre	68%
29	Land Based Training Limited	67%
30	People Potential Limited	67%
31	School of Business Ltd	65%
32	Employ NZ	64%
33	MSL Training Ltd	64%
34	New Zealand Career College Ltd	63%
35	G & H Training	63%
36	Horizon Education Limited	63%
37	Premier Hairdressing Academy	62%
38	Workforce Development Limited	61%
39	Auckland Hotel & Chefs Training School	61%
40	Avon City Ford Training Services	58%
41	Harrington\Vaughan Academy of Hairdress	58%
42	Training For You Limited	56%
43	ATC New Zealand	55%
44	Avonmore Tertiary Institute	55%
45	Advance Training Centres	54%
46	Auckland City Training School	53%
47	Skills Update Training Institute	53%
48	Martin-Hautus	53%

Student Progression to Higher Level Study

This measure shows the proportion of students in a given year who progress to study at a higher level after completing a qualification at levels 1 - 4.

Median: **

Students Retained in Study

This measure shows the proportion of students in a given year that complete a qualification or re-enrol at the same tertiary education organisation in the following year.

Median: **

** Not available for Youth Guarantee in 2013.

Disclaimer: The results in this report are generated from data submitted by Tertiary Education Organisations. While efforts have been made to verify the information, the Tertiary Education Commission does not attest to the accuracy or completeness of the results.



People Potential Limited

Organisation Type: Private Training Establishment

Year: 2013 Fund: Youth Guarantee

Successful Completion of Courses

This measure shows the proportion of courses in a given year that are successfully completed.

Median: 61%

49	Advance Training Centres	66%
50	Turanga Ararau	65%
51	Taranaki Educare	65%
52	Harrington\Vaughan Academy of Hairdress	65%
53	G & H Training	62%
54	ATC New Zealand	62%
55	Auckland Hotel & Chefs Training School	61%
56	Skills Update Training Institute	61%
57	Workforce Development Limited	61%
58	EnterpriseMIT	61%
59	Avonmore Tertiary Institute	61%
60	Premier Hairdressing Academy	59%
61	Capital Training	57%
62	Auckland City Training School	57%
63	Pacific Coast Technical Institute	55%
64	SPI Institute Limited	54%
65	Te Kaupapa Training Limited	54%
66	Morrinsville Training Centre Ltd	54%
67	Hair to Train	52%
68	Horizon Education Limited	52%
69	Kokiri Marae Keriana Olsen Trust	51%
70	Te Kotahitanga E Mahi Kaha Trust	51%
71	Maniapoto Training Agency	51%
72	Community Colleges New Zealand Ltd	51%

Completion of Qualifications

This measure shows the proportion of students in a given year who complete a qualification.

Median: 48%

49	Turanga Ararau	51%
50	Hair to Train	50%
51	Hawera Training Centre Trust	49%
52	BEST Pacific Institute of Education Ltd	48%
53	Trade and Commerce Centre	47%
54	Sobieski Consultants (Training Division)	47%
55	Mara Marketing Limited	46%
56	SPI Institute Limited	44%
57	Morrinsville Training Centre Ltd	43%
58	Career NetWork Ltd	43%
59	U Turn Community Training Services	43%
60	Taratahi Agricultural Training Centre	43%
61	Bounce Back Training	42%
62	The Salvation Army Employment Plus	42%
63	Ag Challenge Limited	42%
64	Ngati Awa Tertiary Training Organisation	40%
65	Computer Education Solutions Limited	40%
66	Front-Line Training Consultancy Limited	39%
67	Te Rapunga o Poutama	38%
68	National Trade Academy Ltd	36%
69	Advanced Training Academy Limited	35%
70	Community Colleges New Zealand Ltd	34%
71	Kokiri Marae Keriana Olsen Trust	34%
72	Kokiri Training Centre	32%

Student Progression to Higher Level Study

This measure shows the proportion of students in a given year who progress to study at a higher level after completing a qualification at levels 1 - 4.

Median: **

Students Retained in Study

This measure shows the proportion of students in a given year that complete a qualification or re-enrol at the same tertiary education organisation in the following year.

Median: **

** Not available for Youth Guarantee in 2013.

Disclaimer: The results in this report are generated from data submitted by Tertiary Education Organisations. While efforts have been made to verify the information, the Tertiary Education Commission does not attest to the accuracy or completeness of the results.



People Potential Limited

Organisation Type: Private Training Establishment

Year: 2013 Fund: Youth Guarantee



Successful Completion of Courses

This measure shows the proportion of courses in a given year that are successfully completed.

Median: 61%

73	C Hayes Engineering Training Division	50%
74	HLC	49%
75	Te Kokiri Development Consultancy Inc	49%
76	Taratahi Agricultural Training Centre	48%
77	Front-Line Training Consultancy Limited	48%
78	Fashion and Faces International	47%
79	Lakeland Learning Company Limited	45%
80	Career NetWork Ltd	44%
81	Future Skills Academy Limited	42%
82	2 Meke Training Limited	39%
83	Ngati Ruanui Tahua Iwi Authority Inc	38%
84	ACTS Institute of New Zealand	38%
85	Academy Group (NZ) Limited	38%
86	Trade Education Limited	38%
87	The Salvation Army Employment Plus	37%
88	Advanced Training Academy Limited	35%
89	VETEL	34%
90	Dunedin Training Centre	34%
91	Metal Tech Education Ltd	34%
92	KAAT Trust	33%
93	National Council of YMCAs of New Zealand	33%
94	Quality Training Services	32%
95	Orongomai Marae Community Centre Trust	31%
96	Kershaw Training Enterprises	30%



Completion of Qualifications

This measure shows the proportion of students in a given year who complete a qualification.

Median: 48%

73	2 Meke Training Limited	32%
74	Academy Group (NZ) Limited	32%
75	Trade Education Limited	30%
76	Target Education	28%
77	Te Kokiri Development Consultancy Inc	28%
78	Kershaw Training Enterprises	27%
79	Regent Training Centre Limited	26%
80	Ngati Ruanui Tahua Iwi Authority Inc	25%
81	Metal Tech Education Ltd	22%
82	Future Skills Academy Limited	22%
83	KAAT Trust	21%
84	Te Kotahitanga Training	21%
85	HLC	21%
86	New Zealand Equine Training Limited	20%
87	Greymouth Life Learning Centre	20%
88	Quality Training Services	20%
89	Te Kaupapa Training Limited	18%
90	Orongomai Marae Community Centre Trust	16%
91	VETEL	16%
92	Fashion and Faces International	14%
93	YWCA Christchurch Inc	13%
94	Gisborne Development Incorporated	12%
95	National Council of YMCAs of New Zealand	12%
96	Westport Deep Sea Fishing School	12%



Student Progression to Higher Level Study

This measure shows the proportion of students in a given year who progress to study at a higher level after completing a qualification at levels 1 - 4.

Median: **



Students Retained in Study

This measure shows the proportion of students in a given year that complete a qualification or re-enrol at the same tertiary education organisation in the following year.

Median: **

** Not available for Youth Guarantee in 2013.

Disclaimer: The results in this report are generated from data submitted by Tertiary Education Organisations. While efforts have been made to verify the information, the Tertiary Education Commission does not attest to the accuracy or completeness of the results.



People Potential Limited

Organisation Type: Private Training Establishment

Year: 2013 Fund: Youth Guarantee

Successful Completion of Courses

This measure shows the proportion of courses in a given year that are successfully completed.

Median: 61%

97	Matapuna Training Centre	28%
98	VisionWest Community Trust	25%
99	Regent Training Centre Limited	24%
100	Business Management School Limited	24%
101	Maata Waka Enterprises	24%
102	Whakato Te Matauranga	19%
103	Gisborne Development Incorporated	18%
104	YWCA Christchurch Inc	18%
105	Abel Tasman Educational Trust	17%
106	Waitaki Training	17%
107	Te Arawa Lakes Trust	16%
108	Tautoko Work Trust	16%
109	Te Kotahitanga Training	13%
110	River City Training Academy (2006) Ltd	10%
111	ITTI	8%
112	Wai Ora Christian Community Trust	7%
113	Golden Bay Work Centre Trust	7%
114	South Pacific Academy of Education	6%
115	Greymouth Life Learning Centre	2%
116	Travel Careers & Training Limited	0%
116	Tupoho Whanau Trust	0%

Completion of Qualifications

This measure shows the proportion of students in a given year who complete a qualification.

Median: 48%

97	Dunedin Training Centre	11%
98	ACTS Institute of New Zealand	11%
99	Business Management School Limited	10%
100	Whakato Te Matauranga	5%
101	VisionWest Community Trust	3%
102	Tautoko Work Trust	3%
103	Abel Tasman Educational Trust	
103	C Hayes Engineering Training Division	
103	Enrich+	
103	EnterpriseMIT	
103	Golden Bay Work Centre Trust	
103	ITTI	
103	Maata Waka Enterprises	
103	Matapuna Training Centre	
103	River City Training Academy (2006) Ltd	
103	South Pacific Academy of Education	
103	Te Arawa Lakes Trust	
103	Travel Careers & Training Limited	
103	Tupoho Whanau Trust	
103	Wai Ora Christian Community Trust	
103	Waitaki Training	

Student Progression to Higher Level Study

This measure shows the proportion of students in a given year who progress to study at a higher level after completing a qualification at levels 1 - 4.

Median: **

Students Retained in Study

This measure shows the proportion of students in a given year that complete a qualification or re-enrol at the same tertiary education organisation in the following year.

Median: **

** Not available for Youth Guarantee in 2013.

Disclaimer: The results in this report are generated from data submitted by Tertiary Education Organisations. While efforts have been made to verify the information, the Tertiary Education Commission does not attest to the accuracy or completeness of the results.