



All Industry Training Organisations

Organisation Type: **Industry Training Organisation**

Year: 2012

Achievement of Credits



All Levels of Study

70%

Levels 1 & 2	67%
Levels 3 & 4	73%
Levels 5 & above	52%

This measure shows the number of credits that were achieved by trainees in a given year, as a proportion of the credits trainees were expected to achieve in that year.



All Levels of Study

68%

Completion of Programmes

Levels 1 & 2	54%
Levels 3 & 4	75%
Levels 5 & above	53%

This measure shows the nominal credit value of programmes that were completed in a given year as a proportion of the credits trainees were expected to achieve in that year.

About Industry Training

In 2012, the TEC funded 32 Industry Training Organisations (ITOs) through the Industry Training Fund and Modern Apprenticeships Scheme. As a result of mergers throughout the year, there were 20 funded ITOs at the close of 2012.

ITOs do not provide training themselves, but act as brokers between employers and training providers. ITOs range in size from an ITO that covers a single industry to large ITOs that cover multiple industries.

Many of the industries that ITOs represent have long established trades and apprenticeship models with an associated history and culture of regulated training, while other ITOs represent industries where the culture of training is still developing.

Government expectations of Industry Training

The Government expects ITOs to:

- enable working people to complete nationally recognised qualifications;
- create clear pathways towards advanced trade qualifications at levels four and above; and
- build and maintain strong support from the industries they serve.

To give effect to these expectations, ITOs have three statutory functions which are to:

- set skill standards for their industry;
- develop arrangements for the delivery of training; and
- provide leadership within their industry on skill and training needs.

Tertiary Education Strategy

The Tertiary Education Strategy 2010-2015 sets out the Government's expectations and priorities for New Zealand's tertiary education system, and calls for better performance from the tertiary education sector, as well as raising achievement for all learners under 25 years of age, and for Māori and Pacific learners.

Context

Number of Trainees:	130,679
Number of STMs*:	42,824

Trainee ethnicity+		Level of study	
European	67%	Levels 1-2	34%
Māori	17%	Levels 3-4	61%
Pacific	7%	Levels 5 and above	5%
Other	12%		

*Standard Training Measure - an STM is a unit of training, specifically the amount of training required to achieve 120 credits.

+Total may exceed 100% as some trainees identify with more than one ethnicity.



HSI

Organisation Type: Industry Training Organisation

Year: 2012



Achievement of Credits

Levels 1 & 2	78%
Levels 3 & 4	54%
Levels 5 & above	61%

This measure shows the number of credits that were achieved by trainees in a given year, as a proportion of the credits trainees were expected to achieve in that year.

All Levels of Study

68%



Completion of Programmes

Levels 1 & 2	72%
Levels 3 & 4	72%
Levels 5 & above	61%

This measure shows the nominal credit value of programmes that were completed in a given year as a proportion of the credits trainees were expected to achieve in that year.

All Levels of Study

71%

Context

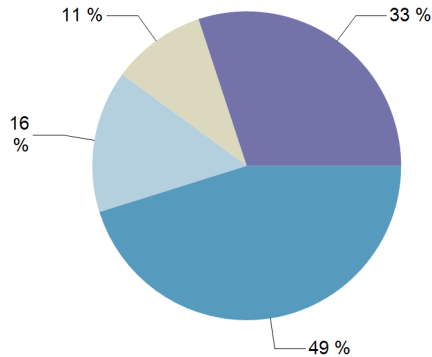
Trainees: 9,626
STMs*: 1,755

Further information about trainee characteristics may be available on the organisation's website.

*Standard Training Measure - an STM is a unit of training, specifically the amount of training required to achieve 120 credits.

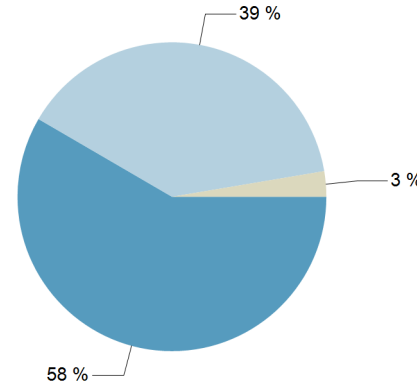
+The figures are rounded as a whole number.

Trainee Ethnicity



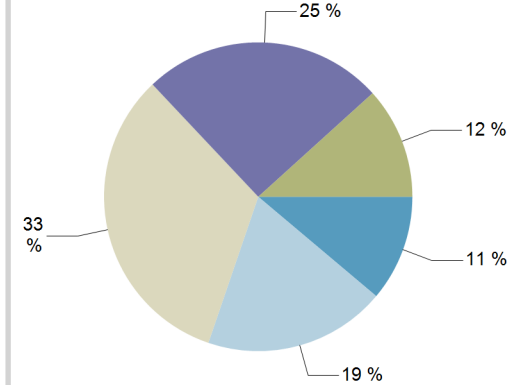
- European
- Maori
- Pacific
- Other

Level of Study



- Levels 1 & 2
- Levels 3 & 4
- Levels 5 & above

Trainee Age



- 17 Years and Under
- 18 - 19
- 20 - 24
- 25 - 39
- 40 Years and Over

Contacts

PO Box 25 522
WELLINGTON
6141
0800 863 693

www.hsi.co.nz





Comparative Educational Performance

Organisation Type: **Industry Training Organisation**

Year: 2012

Achievement of Credits



This measure shows the number of credits that were achieved by trainees in a given year, as a proportion of the credits trainees were expected to achieve in that year.

Median: 66%

Completion of Programmes



This measure shows the nominal credit value of programmes that were completed in a given year as a proportion of the credits trainees were expected to achieve in that year.

Median: 69%

1 Building and Construction ITO	100%		17 Competenz	64%	
2 Pharmacy ITO	100%		18 Primary ITO	64%	
3 Retail Meat ITO	100%		19 Retail Institute	63%	
4 ATTO	100%		20 Learning State Limited	61%	
5 Communications & Media	96%		21 New Zealand Sports Turf ITO	59%	
6 Electricity Supply ITO	89%		22 PGDR ITO	58%	
7 NZITO	88%		23 InfraTrain NZ	56%	
8 NZ Motor ITO	84%		24 Skills Active	56%	
9 NZ Marine ITO	81%		25 Skills Organisation	55%	
10 Building Service Contractors of NZ	78%		26 Decorate NZ & Floor NZ	54%	
11 NZ Hairdressing ITO	76%		27 NZ Horticulture ITO	51%	
12 Opportunity Training	76%		28 NZ Seafood	46%	
13 Joinery ITO	72%		29 Plastics and Materials ITO	38%	
14 Careerforce	70%		30 Extractive ITO	36%	
15 HSI	68%		31 EMQUAL	35%	
16 Forest Industries	66%		32 Apparel & Textile ITO	28%	

1 Building and Construction ITO	100%		17 Competenz	68%	
2 NZ Marine ITO	100%		18 Joinery ITO	65%	
3 NZ Hairdressing ITO	100%		19 Retail Meat ITO	58%	
4 NZ Motor ITO	100%		20 Skills Active	57%	
5 ATTO	97%		21 Forest Industries	53%	
6 PGDR ITO	90%		22 Primary ITO	52%	
7 NZITO	89%		23 Skills Organisation	49%	
8 New Zealand Sports Turf ITO	89%		24 InfraTrain NZ	46%	
9 Opportunity Training	81%		25 NZ Horticulture ITO	44%	
10 Pharmacy ITO	79%		26 Extractive ITO	44%	
11 Careerforce	75%		27 Retail Institute	35%	
12 NZ Seafood	75%		28 Building Service Contractors of NZ	26%	
13 Electricity Supply ITO	74%		29 Plastics and Materials ITO	26%	
14 HSI	71%		30 EMQUAL	24%	
15 Learning State Limited	70%		31 Apparel & Textile ITO	18%	
16 Communications & Media	69%		32 Decorate NZ & Floor NZ	16%	

How to read the graphs:

00	Rank	Organisation	Percentage	00%	Performance
▲				▲	

