



The Wananga sector

Year: 2012



Successful Completion of Courses

Level 1-2	79%
Level 3-4	82%
Level 5-6	72%
Level 7-8	82%

This measure shows the proportion of courses in a given year that are successfully completed.



Completion of Qualifications

Level 1-2	72%
Level 3-4	68%
Level 5-6	64%
Level 7-8	64%
Level 9-10	18%

This measure shows the proportion of students in a given year who complete a qualification.



Student Progression to Higher Level Study

Level 1	39%
Level 2	41%
Level 3	42%
Level 4	20%

This measure shows the proportion of students in a given year who progress to study at a higher level after completing a qualification at levels 1 - 4.



Students Retained in Study

Level 1-2	72%
Level 3-4	70%
Level 5-6	69%
Level 7-8	72%
Level 9-10	67%

This measure shows the proportion of students in a given year that complete a qualification or re-enrol at the same tertiary education organisation in the following year.

About the Wananga sector

The three wānanga are designated under the Education Act 1989 as unique organisations that offer quality education based on Māori principles and values.

There is a significant difference in size and offerings between the wānanga. Nearly 58% of all students enrolled in wānanga are Māori.

The nature of enrolments at a specific wānanga will influence a wānanga's performance. For example, part-time and extra-mural students often have work or family commitments and cannot devote as much time and energy to their studies.

Government expectations of the Wananga sector

The government expects wānanga to:

- Create and share mātauranga Māori that contributes to whānau, hapū and iwi prosperity, and New Zealand's economic, social, cultural and environmental development
- Make an increasing contribution to sector-wide leadership through advancing mātauranga Māori
- Enable students to complete a range of sub-degree, degree and postgraduate qualifications, with clear study paths to higher levels of learning

Tertiary Education Strategy

The Tertiary Education Strategy calls for better performance from the tertiary education sector as well as raising achievement for all learners under 25, and for Māori and Pasifika learners.

Context

Number of students in total:	38,914
Number of equivalent full-time student places:	24,553

Student ethnicity*		Level of study	
European	30%	Level 1-2	32%
Maori	57%	Level 3-4	50%
Pacific	9%	Level 5-6	7%
Asian	13%	Level 7-8	11%
Other	3%	Level 9-10	1%

*Total may exceed 100% as some students identify with more than one ethnicity.



Te Wananga O Raukawa

Organisation Type: Wananga
Year: 2012

Successful Completion of Courses

All Levels of Study

61%

Level 1-2	*
Level 3-4	61%
Level 5-6	56%
Level 7-8	66%
Level 9-10	*

* Information is not available for this level group.

This measure shows the proportion of courses in a given year that are successfully completed.

Completion of Qualifications

All Levels of Study

54%

Level 1-2	*
Level 3-4	55%
Level 5-6	57%
Level 7-8	57%
Level 9-10	8%

* Information is not available for this level group.

This measure shows the proportion of students in a given year who complete a qualification.

Student Progression to Higher Level Study

Level 1 - 4 Study

45%

Level 1	*
Level 2	*
Level 3	46%
Level 4	44%

* Information is not available for this level group.

This measure shows the proportion of students in a given year who progress to study at a higher level after completing a qualification at levels 1 - 4.

Students Retained in Study

All Levels of Study

69%

Level 1-2	*
Level 3-4	69%
Level 5-6	69%
Level 7-8	67%
Level 9-10	70%

* Information is not available for this level group.

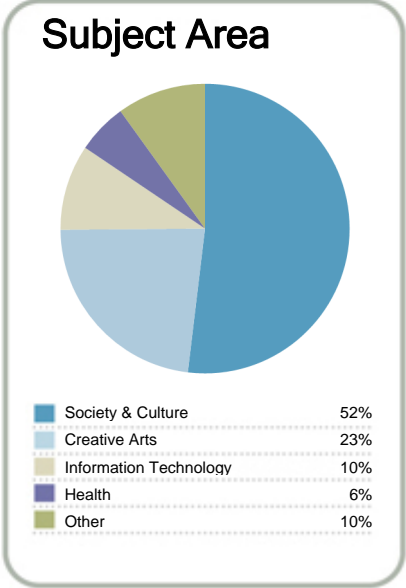
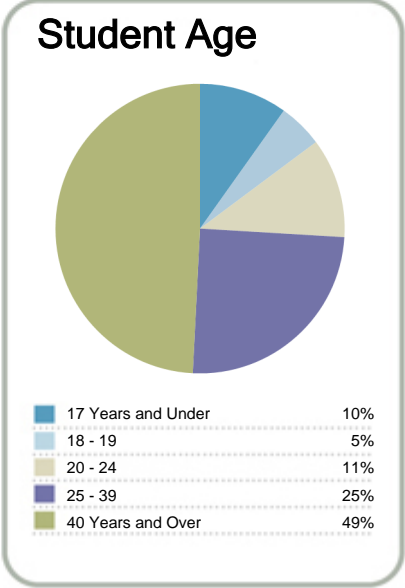
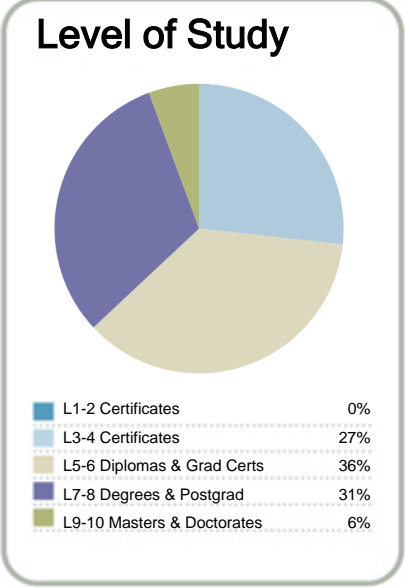
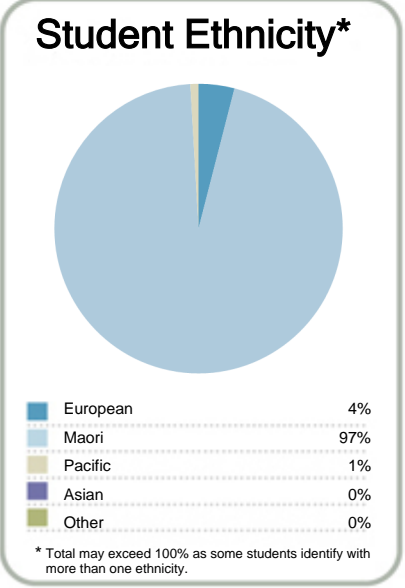
This measure shows the proportion of students in a given year that complete a qualification or re-enrol at the same tertiary education organisation in the following year.

Context

EFTS*: 1,334
Students: 2,259

Further information about student characteristics may be available on the organisation's website.

* Number of equivalent full time students.



Contacts

PO Box 119
Otaki 5542
New Zealand
06 364 9011

<http://www.wananga.com>

Disclaimer: The results in this report are generated from data submitted by Tertiary Education Organisations. While efforts have been made to verify the information, the Tertiary Education Commission does not attest to the accuracy or completeness of the results.



Te Wananga O Raukawa

Organisation Type: Wananga
Year: 2012



Successful Completion of Courses

This measure shows the proportion of courses in a given year that are successfully completed.

		Median: 81%
1	Te Whare Wananga O Awanuiarangi	88%
2	Te Wananga O Aotearoa	81%
3	Te Wananga O Raukawa	61%



Completion of Qualifications

This measure shows the proportion of students in a given year who complete a qualification.

		Median: 64%
1	Te Wananga O Aotearoa	70%
2	Te Whare Wananga O Awanuiarangi	64%
3	Te Wananga O Raukawa	54%



Student Progression to Higher Level Study

This measure shows the proportion of students in a given year who progress to study at a higher level after completing a qualification at levels 1 - 4.

		Median: 36%
1	Te Wananga O Raukawa	45%
2	Te Whare Wananga O Awanuiarangi	36%
3	Te Wananga O Aotearoa	35%



Students Retained in Study

This measure shows the proportion of students in a given year that complete a qualification or re-enrol at the same tertiary education organisation in the following year.

		Median: 69%
1	Te Wananga O Aotearoa	73%
2	Te Wananga O Raukawa	69%
3	Te Whare Wananga O Awanuiarangi	57%

Disclaimer: The results in this report are generated from data submitted by Tertiary Education Organisations. While efforts have been made to verify the information, the Tertiary Education Commission does not attest to the accuracy or completeness of the results.