



All Industry Training Organisations

Organisation Type: **Industry Training Organisation**

Year: 2012

Achievement of Credits



Levels 1 & 2	67%
Levels 3 & 4	73%
Levels 5 & above	52%

This measure shows the number of credits that were achieved by trainees in a given year, as a proportion of the credits trainees were expected to achieve in that year.

70%

All Levels of Study



Completion of Programmes

Levels 1 & 2	54%
Levels 3 & 4	75%
Levels 5 & above	53%

This measure shows the nominal credit value of programmes that were completed in a given year as a proportion of the credits trainees were expected to achieve in that year.

68%

All Levels of Study

About Industry Training

In 2012, the TEC funded 32 Industry Training Organisations (ITOs) through the Industry Training Fund and Modern Apprenticeships Scheme. As a result of mergers throughout the year, there were 20 funded ITOs at the close of 2012.

ITOs do not provide training themselves, but act as brokers between employers and training providers. ITOs range in size from an ITO that covers a single industry to large ITOs that cover multiple industries.

Many of the industries that ITOs represent have long established trades and apprenticeship models with an associated history and culture of regulated training, while other ITOs represent industries where the culture of training is still developing.

Government expectations of Industry Training

The Government expects ITOs to:

- enable working people to complete nationally recognised qualifications;
- create clear pathways towards advanced trade qualifications at levels four and above; and
- build and maintain strong support from the industries they serve.

To give effect to these expectations, ITOs have three statutory functions which are to:

- set skill standards for their industry;
- develop arrangements for the delivery of training; and
- provide leadership within their industry on skill and training needs.

Tertiary Education Strategy

The Tertiary Education Strategy 2010-2015 sets out the Government's expectations and priorities for New Zealand's tertiary education system, and calls for better performance from the tertiary education sector, as well as raising achievement for all learners under 25 years of age, and for Māori and Pacific learners.

Context

Number of Trainees:	130,679
Number of STMs*:	42,824

Trainee ethnicity+		Level of study	
European	67%	Levels 1-2	34%
Māori	17%	Levels 3-4	61%
Pacific	7%	Levels 5 and above	5%
Other	12%		

*Standard Training Measure - an STM is a unit of training, specifically the amount of training required to achieve 120 credits.

+Total may exceed 100% as some trainees identify with more than one ethnicity.



NZ Hairdressing ITO

Organisation Type: **Industry Training Organisation**

Year: 2012



Achievement of Credits

Levels 1 & 2	0%
Levels 3 & 4	78%
Levels 5 & above	14%

This measure shows the number of credits that were achieved by trainees in a given year, as a proportion of the credits trainees were expected to achieve in that year.

76%

All Levels of Study



Completion of Programmes

Levels 1 & 2	0%
Levels 3 & 4	100%
Levels 5 & above	2%

This measure shows the nominal credit value of programmes that were completed in a given year as a proportion of the credits trainees were expected to achieve in that year.

100%

All Levels of Study

Context

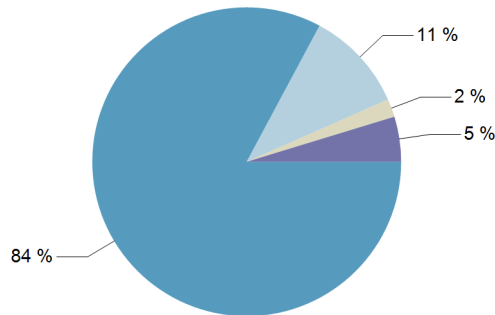
Trainees: 1,749
STMs*: 830

Further information about trainee characteristics may be available on the organisation's website.

*Standard Training Measure - an STM is a unit of training, specifically the amount of training required to achieve 120 credits.

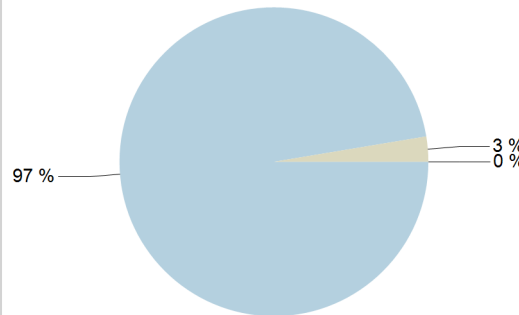
+The figures are rounded as a whole number.

Trainee Ethnicity



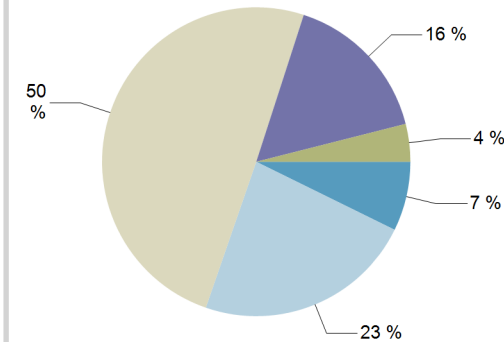
- European
- Maori
- Pacific
- Other

Level of Study



- Levels 1 & 2
- Levels 3 & 4
- Levels 5 & above

Trainee Age



- 17 Years and Under
- 18 - 19
- 20 - 24
- 25 - 39
- 40 Years and Over

Contacts

PO Box 11 764
WELLINGTON
6142
04 499 1180

www.hito.org.nz



Organisation Type: **Industry Training Organisation**

Year: 2012

Comparative Educational Performance

Achievement of Credits



This measure shows the number of credits that were achieved by trainees in a given year, as a proportion of the credits trainees were expected to achieve in that year.

Median: 66%

Completion of Programmes



This measure shows the nominal credit value of programmes that were completed in a given year as a proportion of the credits trainees were expected to achieve in that year.

Median: 69%

1	Building and Construction ITO	100%	<div style="width: 100%;"></div>
2	Pharmacy ITO	100%	<div style="width: 100%;"></div>
3	Retail Meat ITO	100%	<div style="width: 100%;"></div>
4	ATTTO	100%	<div style="width: 100%;"></div>
5	Communications & Media	96%	<div style="width: 96%;"></div>
6	Electricity Supply ITO	89%	<div style="width: 89%;"></div>
7	NZITO	88%	<div style="width: 88%;"></div>
8	NZ Motor ITO	84%	<div style="width: 84%;"></div>
9	NZ Marine ITO	81%	<div style="width: 81%;"></div>
10	Building Service Contractors of NZ	78%	<div style="width: 78%;"></div>
11	NZ Hairdressing ITO	76%	<div style="width: 76%;"></div>
12	Opportunity Training	76%	<div style="width: 76%;"></div>
13	Joinery ITO	72%	<div style="width: 72%;"></div>
14	Careerforce	70%	<div style="width: 70%;"></div>
15	HSI	68%	<div style="width: 68%;"></div>
16	Forest Industries	66%	<div style="width: 66%;"></div>

17	Competenz	64%	<div style="width: 64%;"></div>
18	Primary ITO	64%	<div style="width: 64%;"></div>
19	Retail Institute	63%	<div style="width: 63%;"></div>
20	Learning State Limited	61%	<div style="width: 61%;"></div>
21	New Zealand Sports Turf ITO	59%	<div style="width: 59%;"></div>
22	PGDR ITO	58%	<div style="width: 58%;"></div>
23	InfraTrain NZ	56%	<div style="width: 56%;"></div>
24	Skills Active	56%	<div style="width: 56%;"></div>
25	Skills Organisation	55%	<div style="width: 55%;"></div>
26	Decorate NZ & Floor NZ	54%	<div style="width: 54%;"></div>
27	NZ Horticulture ITO	51%	<div style="width: 51%;"></div>
28	NZ Seafood	46%	<div style="width: 46%;"></div>
29	Plastics and Materials ITO	38%	<div style="width: 38%;"></div>
30	Extractive ITO	36%	<div style="width: 36%;"></div>
31	EMQUAL	35%	<div style="width: 35%;"></div>
32	Apparel & Textile ITO	28%	<div style="width: 28%;"></div>

1	Building and Construction ITO	100%	<div style="width: 100%;"></div>
2	NZ Marine ITO	100%	<div style="width: 100%;"></div>
3	NZ Hairdressing ITO	100%	<div style="width: 100%;"></div>
4	NZ Motor ITO	100%	<div style="width: 100%;"></div>
5	ATTTO	97%	<div style="width: 97%;"></div>
6	PGDR ITO	90%	<div style="width: 90%;"></div>
7	NZITO	89%	<div style="width: 89%;"></div>
8	New Zealand Sports Turf ITO	89%	<div style="width: 89%;"></div>
9	Opportunity Training	81%	<div style="width: 81%;"></div>
10	Pharmacy ITO	79%	<div style="width: 79%;"></div>
11	Careerforce	75%	<div style="width: 75%;"></div>
12	NZ Seafood	75%	<div style="width: 75%;"></div>
13	Electricity Supply ITO	74%	<div style="width: 74%;"></div>
14	HSI	71%	<div style="width: 71%;"></div>
15	Learning State Limited	70%	<div style="width: 70%;"></div>
16	Communications & Media	69%	<div style="width: 69%;"></div>

17	Competenz	68%	<div style="width: 68%;"></div>
18	Joinery ITO	65%	<div style="width: 65%;"></div>
19	Retail Meat ITO	58%	<div style="width: 58%;"></div>
20	Skills Active	57%	<div style="width: 57%;"></div>
21	Forest Industries	53%	<div style="width: 53%;"></div>
22	Primary ITO	52%	<div style="width: 52%;"></div>
23	Skills Organisation	49%	<div style="width: 49%;"></div>
24	InfraTrain NZ	46%	<div style="width: 46%;"></div>
25	NZ Horticulture ITO	44%	<div style="width: 44%;"></div>
26	Extractive ITO	44%	<div style="width: 44%;"></div>
27	Retail Institute	35%	<div style="width: 35%;"></div>
28	Building Service Contractors of NZ	26%	<div style="width: 26%;"></div>
29	Plastics and Materials ITO	26%	<div style="width: 26%;"></div>
30	EMQUAL	24%	<div style="width: 24%;"></div>
31	Apparel & Textile ITO	18%	<div style="width: 18%;"></div>
32	Decorate NZ & Floor NZ	16%	<div style="width: 16%;"></div>

How to read the graphs:

00	Rank	Organisation	Percentage	Performance
▲				