



## The Institute of Technology or Polytechnic sector Year: 2011



### Successful Completion of Courses

Level 1-2	72%
Level 3-4	75%
Level 5-6	76%
Level 7-8	86%

This measure shows the proportion of courses in a given year that are successfully completed.



### Completion of Qualifications

Level 1-2	55%
Level 3-4	62%
Level 5-6	61%
Level 7-8	68%
Level 9-10	56%

This measure shows the proportion of students in a given year who complete a qualification.



### Student Progression to Higher Level Study

Level 1	20%
Level 2	33%
Level 3	25%
Level 4	33%

This measure shows the proportion of students in a given year who progress to study at a higher level after completing a qualification at levels 1 - 4.



### Students Retained in Study

Level 1-2	41%
Level 3-4	42%
Level 5-6	54%
Level 7-8	75%
Level 9-10	80%

This measure shows the proportion of students in a given year that complete a qualification or re-enrol at the same tertiary education organisation in the following year.

### About the Institute of Technology or Polytechnic sector

In 2011, the TEC funded 18 Institutes of Technology and Polytechnics (ITPs) through Student Achievement Component funding, for fewer than 2,000 to over 8,000 equivalent full-time student places.

The nature of enrolments at a specific ITP will influence its performance. For example, part-time and extra-mural students often have work or family commitments and cannot devote as much time and energy to their studies. They may also have different study goals.

An increase in enrolments in lengthy qualifications in 2011 may lower some TEOs' [qualification completion rate](#).

EIT's results are not necessarily comparable to previous years given the merger of EIT with Tairāwhiti Polytechnic on 1 January 2011.

### Government expectations of the Institute of Technology or Polytechnic sector

The government expects ITPs to:

- Enable a wide range of students to complete industry relevant certificate, diploma and applied degree qualifications
- Enable a local access to appropriate tertiary education
- Support students with low literacy, language and numeracy skills to improve these skills and progress to higher levels of learning
- Work with industry to ensure that vocational learning meets industry needs.

### Tertiary Education Strategy

The Tertiary Education Strategy calls for better performance from the tertiary education sector as well as raising achievement for all learners under 25, and for Māori and Pacific learners.

### Context

Number of students in total: 136,682

Number of equivalent full-time student places: 65,240

Student ethnicity*		Level of study	
European	65%	Level 1-2	14%
Maori	21%	Level 3-4	34%
Pacific	10%	Level 5-6	22%
Asian	10%	Level 7-8	30%
Other	5%	Level 9-10	1%

\*Total may exceed 100% as some students identify with more than one ethnicity.



## Waiariki Institute of Technology

Organisation Type: Institute of Technology or Polytechnic  
Year: 2011



### Successful Completion of Courses

All Levels of Study	73%
Level 1-2	72%
Level 3-4	68%
Level 5-6	69%
Level 7-8	86%
Level 9-10	*

\* Information is not available for this level group.



### Completion of Qualifications

All Levels of Study	55%
Level 1-2	51%
Level 3-4	54%
Level 5-6	60%
Level 7-8	53%
Level 9-10	*

\* Information is not available for this level group.



### Student Progression to Higher Level Study

Level 1 - 4 Study	29%
Level 1	37%
Level 2	46%
Level 3	26%
Level 4	22%



### Students Retained in Study

All Levels of Study	54%
Level 1-2	30%
Level 3-4	56%
Level 5-6	52%
Level 7-8	83%
Level 9-10	*

\* Information is not available for this level group.

This measure shows the proportion of courses in a given year that are successfully completed.

This measure shows the proportion of students in a given year who complete a qualification.

This measure shows the proportion of students in a given year who progress to study at a higher level after completing a qualification at levels 1 - 4.

This measure shows the proportion of students in a given year that complete a qualification or re-enrol at the same tertiary education organisation in the following year.

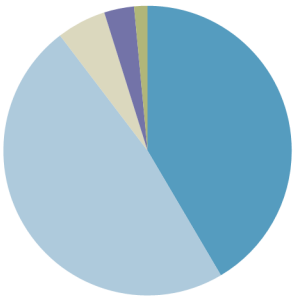
### Context

EFTS\*: 2,663  
Students: 4,106

Further information about student characteristics may be available on the organisation's website.

\* Number of equivalent full time students.

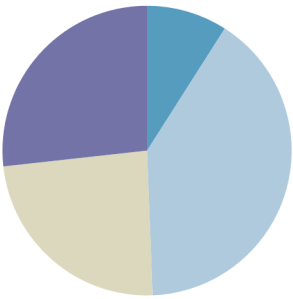
### Student Ethnicity\*



European	49%
Maori	56%
Pacific	6%
Asian	4%
Other	2%

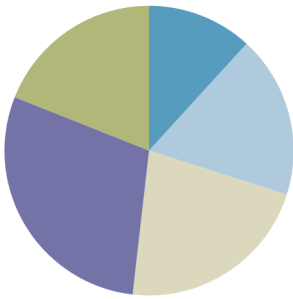
\* Total may exceed 100% as some students identify with more than one ethnicity.

### Level of Study



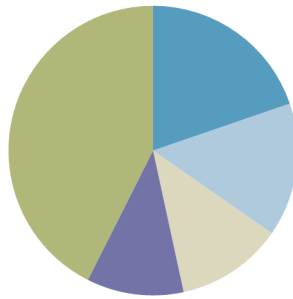
L1-2 Certificates	9%
L3-4 Certificates	40%
L5-6 Diplomas & Grad Certs	24%
L7-8 Degrees & Postgrad	27%
L9-10 Masters & Doctorates	0%

### Student Age



17 Years and Under	12%
18 - 19	18%
20 - 24	22%
25 - 39	29%
40 Years and Over	19%

### Subject Area



Health	20%
Management & Commerce	15%
Food & Hospitality	12%
Agriculture & Environment	11%
Other	43%

### Contacts

Private Bag 3028  
Rotorua Mail Centre  
ROTORUA 3046  
New Zealand  
07 346 8999

<http://www.waiariki.ac.nz>

Disclaimer: The results in this report are generated from data submitted by Tertiary Education Organisations. While efforts have been made to verify the information, the Tertiary Education Commission does not attest to the accuracy or completeness of the results.



## Waiariki Institute of Technology

Organisation Type: Institute of Technology or Polytechnic  
Year: 2011

**Successful Completion of Courses**

**Completion of Qualifications**

**Student Progression to Higher Level Study**

**Students Retained in Study**

This measure shows the proportion of courses in a given year that are successfully completed.

This measure shows the proportion of students in a given year who complete a qualification.

This measure shows the proportion of students in a given year who progress to study at a higher level after completing a qualification at levels 1 - 4.

This measure shows the proportion of students in a given year that complete a qualification or re-enrol at the same tertiary education organisation in the following year.

Median: 79%

1	CPIT	85%
2	Otago Polytechnic	83%
3	MIT	82%
4	Bay of Plenty Polytechnic	80%
5	WINTEC	80%
6	Aoraki Polytechnic	80%
7	Whitireia Community Polytechnic	80%
8	NorthTec	79%
9	NMIT	79%
10	Tai Poutini Polytechnic	79%
11	EIT	78%
12	UNITEC	78%
13	Weltec	77%
14	WITT	76%
15	Open Polytechnic	73%
16	Waiariki Institute of Technology	73%
17	UCOL	71%
18	SIT	70%

Median: 64%

1	Otago Polytechnic	74%
2	CPIT	71%
3	WITT	70%
4	Bay of Plenty Polytechnic	69%
5	Whitireia Community Polytechnic	68%
6	Aoraki Polytechnic	68%
7	UCOL	65%
8	WINTEC	64%
9	Weltec	64%
10	NMIT	64%
11	NorthTec	64%
12	MIT	61%
13	Open Polytechnic	59%
14	EIT	58%
15	Tai Poutini Polytechnic	57%
16	UNITEC	57%
17	Waiariki Institute of Technology	55%
18	SIT	55%

Median: 32%

1	WINTEC	45%
2	MIT	44%
3	EIT	42%
4	Weltec	40%
5	SIT	40%
6	Otago Polytechnic	37%
7	UNITEC	37%
8	Whitireia Community Polytechnic	35%
9	UCOL	35%
10	CPIT	30%
11	Waiariki Institute of Technology	29%
12	NorthTec	27%
13	NMIT	25%
14	Bay of Plenty Polytechnic	24%
15	Open Polytechnic	18%
16	Tai Poutini Polytechnic	17%
17	Aoraki Polytechnic	17%
18	WITT	13%

Median: 55%

1	WITT	75%
2	Weltec	64%
3	Whitireia Community Polytechnic	64%
4	MIT	61%
5	UNITEC	59%
6	Bay of Plenty Polytechnic	58%
7	WINTEC	58%
8	NMIT	57%
9	UCOL	55%
10	Otago Polytechnic	54%
11	Waiariki Institute of Technology	54%
12	NorthTec	53%
13	CPIT	53%
14	Aoraki Polytechnic	48%
15	EIT	48%
16	SIT	38%
17	Tai Poutini Polytechnic	36%
18	Open Polytechnic	30%

Please note that EIT's results are not necessarily comparable to previous years given the merger of EIT with Tairāwhiti Polytechnic on 1 January 2011.

Please note that the associated effects of the earthquakes may have had an impact on 2011 student performance for TEOs with provision in Canterbury. The following organisations have main campuses in Canterbury: Aoraki Polytechnic, CPIT.

Disclaimer: The results in this report are generated from data submitted by Tertiary Education Organisations. While efforts have been made to verify the information, the Tertiary Education Commission does not attest to the accuracy or completeness of the results.