



The Private Training Establishment sector

Year: 2011



Successful Completion of Courses

Level 1-2	72%
Level 3-4	81%
Level 5-6	82%
Level 7-8	86%

This measure shows the proportion of courses in a given year that are successfully completed.



Completion of Qualifications

Level 1-2	61%
Level 3-4	76%
Level 5-6	80%
Level 7-8	94%
Level 9-10	76%

This measure shows the proportion of students in a given year who complete a qualification.



Student Progression to Higher Level Study

Level 1	* %
Level 2	39%
Level 3	33%
Level 4	20%

* Information is not available for this level group.

This measure shows the proportion of students in a given year who progress to study at a higher level after completing a qualification at levels 1 - 4.



Students Retained in Study

Level 1-2	53%
Level 3-4	65%
Level 5-6	59%
Level 7-8	78%
Level 9-10	74%

This measure shows the proportion of students in a given year that complete a qualification or re-enrol at the same tertiary education organisation in the following year.

About the Private Training Establishment sector Government expectations of the Private Training Establishment sector

In 2011, the TEC funded 200 individual Private Training Establishments (PTEs) through its Student Achievement Component fund, for fewer than 20 to over 1,500 equivalent full-time student places.

Comparing PTEs may be difficult due to additional funding for some PTEs, and also the different sizes of PTEs.

The nature of enrolments at a specific PTE will influence its performance as well as the quality of the provision. For example, part-time and extra-mural students often have work or family commitments and cannot devote as much time and energy to their studies. They may also have different study goals.

An increase in enrolments in lengthy qualifications in 2011 may lower some TEOs' qualification completion rate.

The government expects PTEs to:

- Enable students to complete high-quality qualifications that lead to employment or higher-level education
- Deliver tailored learning opportunities, such as marae and iwi-based provision and Pasifika learning environments and training
- Provide specialised qualifications and training

Tertiary Education Strategy

The Tertiary Education Strategy calls for better performance from the tertiary education sector as well as raising achievement for all learners under 25, and for Māori and Pacific learners.

Context

Number of students in total: 53,363

Number of equivalent full-time student places: 28,473

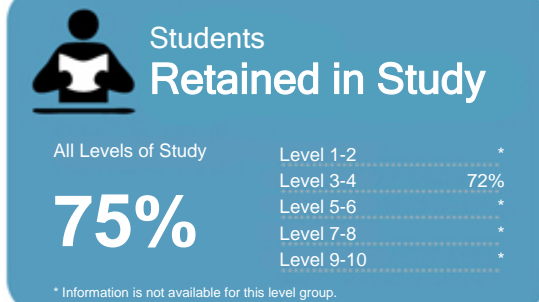
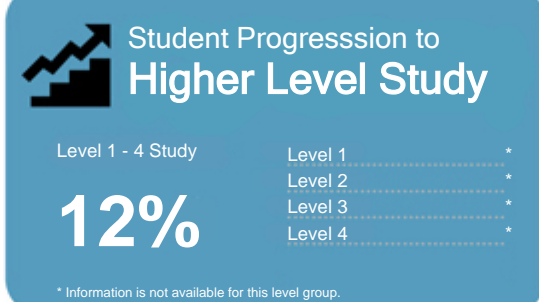
Student ethnicity*		Level of study	
European	52%	Level 1-2	1%
Maori	28%	Level 3-4	52%
Pacific	16%	Level 5-6	29%
Asian	11%	Level 7-8	17%
Other	3%	Level 9-10	0%

*Total may exceed 100% as some students identify with more than one ethnicity.



Aronui Technical Training Centre

Organisation Type: Private Training Establishment
Year: 2011



This measure shows the proportion of courses in a given year that are successfully completed.

This measure shows the proportion of students in a given year who complete a qualification.

This measure shows the proportion of students in a given year who progress to study at a higher level after completing a qualification at levels 1 - 4.

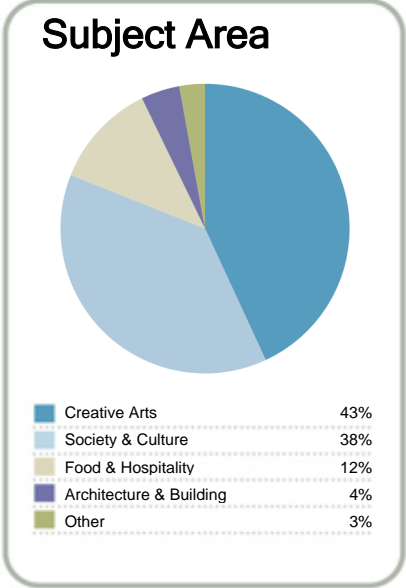
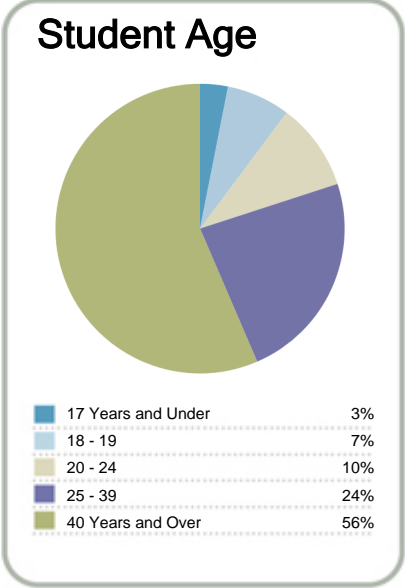
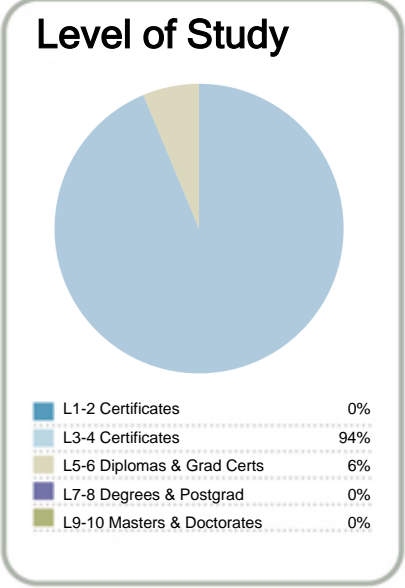
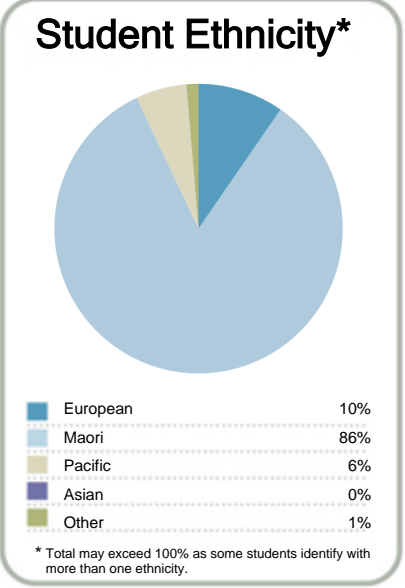
This measure shows the proportion of students in a given year that complete a qualification or re-enrol at the same tertiary education organisation in the following year.

Context

EFTS*: 144
Students: 222

Further information about student characteristics may be available on the organisation's website.

* Number of equivalent full time students.



Contacts

PO Box 72956
Papakura
AUCKLAND 2244
New Zealand
09 295 0097

<http://www.aronui.co.nz>

Disclaimer: The results in this report are generated from data submitted by Tertiary Education Organisations. While efforts have been made to verify the information, the Tertiary Education Commission does not attest to the accuracy or completeness of the results.



Aronui Technical Training Centre

Organisation Type: Private Training Establishment

Year: 2011



Successful Completion of Courses



Completion of Qualifications



Student Progression to Higher Level Study



Students Retained in Study

This measure shows the proportion of courses in a given year that are successfully completed.

Median: 86%

1	EDENZ Colleges Ltd	100%
1	Manaakitanga Aotearoa Charitable Trust	100%
1	North Shore Language School	100%
1	NZ School of Outdoor Studies Limited	100%
1	Occupational Safety Management (NZ) Ltd	100%
1	Peter Minturn (NZ) Goldsmith School	100%
1	Solomon Group	100%
1	Taranaki Educare	100%
1	Trinity Methodist Theological College	100%
10	Eastwest Coll of Intercultural Studies	99%
11	Mr Barber Training Centre	99%
12	Literacy Aotearoa	98%
13	College of Law NZ	98%
14	New Zealand College of Chiropractic	98%
15	Tipu Ora	97%
16	The College of Future Learning NZ Ltd	97%
17	Ardmore Flying School	97%
18	Pathways Bible and Mission College	95%
19	Polyethnic Institute of Studies	95%
20	Pacific Int Hotel Management School Ltd	95%
21	The Sir Edmund Hillary Outdoor Pursuits	95%

This measure shows the proportion of students in a given year who complete a qualification.

Median: 80%

1	Action Adventure	100%
1	Advance Training Centres	100%
1	Agribusiness Training Limited	100%
1	Agriculture New Zealand	100%
1	AIS St Helens	100%
1	AMES Training and Resource Centre Ltd	100%
1	AMS Group Training	100%
1	Ardmore Flying School	100%
1	College of Law NZ	100%
1	Eastwest Coll of Intercultural Studies	100%
1	EDENZ Colleges Ltd	100%
1	Hungry Creek Art and Crafts School	100%
1	International College of Camille	100%
1	New Zealand College of Chinese Medicine	100%
1	New Zealand Tertiary College Limited	100%
1	New Zealand Training Centre	100%
1	North Shore Language School	100%
1	NZ College of Massage	100%
1	NZ School of Outdoor Studies Limited	100%
1	Pacific Int Hotel Management School Ltd	100%
1	Peter Minturn (NZ) Goldsmith School	100%

This measure shows the proportion of students in a given year who progress to study at a higher level after completing a qualification at levels 1 - 4.

Median: 23%

1	Te Kura Motuhake o Te Ataarangi Inc	100%
2	Manaakitanga Aotearoa Charitable Trust	94%
3	Yoobee School of Design.	80%
4	NZ School of Outdoor Studies Limited	78%
5	New Zealand Career College Ltd	68%
6	Whitecliffe College of Arts and Design	68%
7	Hungry Creek Art and Crafts School	67%
7	The Sir Edmund Hillary Outdoor Pursuits	67%
9	Peter Minturn (NZ) Goldsmith School	64%
10	Raffles College of Design and Commerce	64%
11	Martin-Hautus	63%
12	Pacific Training Institute (PTI)	60%
12	The NZ School of Travel & Tourism	60%
14	Te Wananga Takiura	59%
15	Patricks School of Hairdressing Limited	57%
16	The Learning Connexion Limited	52%
17	Faith Bible College	50%
17	Taranaki Educare	50%
19	Excel Ministries - Performing Arts	49%
20	Design and Arts College of NZ Ltd	48%
21	Hair to Train	45%

This measure shows the proportion of students in a given year that complete a qualification or re-enrol at the same tertiary education organisation in the following year.

Median: 75%

1	Air New Zealand Aviation Institute	100%
1	EDENZ Colleges Ltd	100%
1	Manaakitanga Aotearoa Charitable Trust	100%
1	New Zealand School of Radio Limited	100%
5	NZ School of Outdoor Studies Limited	98%
6	College of Law NZ	98%
7	Corporate Academy Group	97%
8	The Film School	97%
9	Institute of Professional Legal Studies	97%
10	Elliott Hairdressing Training Centre Ltd	96%
11	Mr Barber Training Centre	96%
12	Peter Minturn (NZ) Goldsmith School	95%
13	New Zealand Training Centre	95%
14	NZ Inst of Electrolysis & Beauty Therapy	95%
15	New Zealand College of Chiropractic	95%
16	Pathways Bible and Mission College	93%
17	Ashton Warner Nanny Academy	93%
18	Toi Whakaari: NZ Drama School	93%
19	Travel Careers & Training Limited	92%
20	Faith Bible College	92%
21	Te Wananga Whare Tapere O Takitimu	91%

Please note that the associated effects of the earthquakes may have had an impact on 2011 student performance for TEOs with provision in Canterbury. The following organisations have notified the TEC of an impact or have main campuses in Canterbury: Air New Zealand Aviation Institute, Airways Training Centre, Aperfield Montessori Trust, ATC New Zealand, Avonmore Tertiary Institute, Community Colleges New Zealand Ltd, Design and Arts College of NZ Ltd, Ecumenical Board of Theological Studies, Gestalt Institute of NZ, Maata Waka Enterprises, Yoobee (Natcoll Design School), NZ College of Early Childhood Education, NZ Graduate School of Education Limited, NZ School of Food and Wine Ltd, New Zealand College of Chinese Medicine, New Zealand Skydiving School Ltd, Occupational Safety Management (NZ) Ltd, Plant & Food Research, Rangi Ruru Early Childhood College, Royal Business College Limited, Tectra Limited, The NZ School of Travel & Tourism, The National School of Aesthetics, Travel Careers & Training Limited.

Disclaimer: The results in this report are generated from data submitted by Tertiary Education Organisations. While efforts have been made to verify the information, the Tertiary Education Commission does not attest to the accuracy or completeness of the results.



Aronui Technical Training Centre

Organisation Type: Private Training Establishment

Year: 2011



Successful Completion of Courses



Completion of Qualifications



Student Progression to Higher Level Study



Students Retained in Study

This measure shows the proportion of courses in a given year that are successfully completed.

Median: 86%

Rank	Organisation	Percentage
22	Queenstown Resort College	94%
23	Institute of Professional Legal Studies	94%
24	Royal Business College Limited	94%
25	Travel Careers & Training Limited	93%
26	English Teaching College	93%
27	Whitireia Performing Arts Company Ltd	93%
28	New Zealand Training Centre	93%
29	Alpha Training Centre	93%
30	Waikato Institute for Leisure and Sport	92%
31	Techtorium NZ Institute of IT Ltd	92%
32	NZ Inst of Electrolysis & Beauty Therapy	92%
33	National College of Security Personnel	92%
34	Nelson Technical Institute Ltd	92%
35	North Shore International Academy (NSIA)	92%
36	Te Wananga Whare Tapere O Takitimu	92%
37	New Zealand School of Radio Limited	92%
38	Sir George Seymour College	92%
39	Quantum Education Group QT Limited	92%
40	Rangi Ruru Early Childhood College	92%
41	The Hairdressing College	92%
42	Evolution School of Holistic Therapies	92%

This measure shows the proportion of students in a given year who complete a qualification.

Median: 80%

Rank	Organisation	Percentage
1	Royal Business College Limited	100%
1	Solomon Group	100%
1	Taranaki Educare	100%
1	Te Wananga Whare Tapere O Takitimu	100%
1	The College of Future Learning NZ Ltd	100%
1	The Learning Connexion Limited	100%
1	The Sir Edmund Hillary Outdoor Pursuits	100%
1	Trinity Methodist Theological College	100%
1	Whitecliffe College of Arts and Design	100%
31	Good Shepherd College - Te Heparā Pai	99%
32	New Zealand Skydiving School Ltd	99%
33	Pacific Training Institute (PTI)	98%
34	Elliott Hairdressing Training Centre Ltd	98%
35	Manaakitanga Aotearoa Charitable Trust	97%
36	Aromaflex Academy	96%
37	Te Tari Puna Ora O Aotearoa/NZ Childcare	95%
38	Sir George Seymour College	95%
39	NZ Inst of Electrolysis & Beauty Therapy	95%
40	South Pacific College of Natural Medicin	95%
41	Institute of Professional Legal Studies	95%
42	Mr Barber Training Centre	94%

This measure shows the proportion of students in a given year who progress to study at a higher level after completing a qualification at levels 1 - 4.

Median: 23%

Rank	Organisation	Percentage
22	International Travel College of NZ	45%
23	Ministry Training College Of Nz	44%
23	New Zealand Tertiary College Limited	44%
25	Action Adventure	43%
26	Corporate Academy Group	42%
27	Rapu Ki Rua Institute	41%
28	New Zealand Management Academies	40%
29	Palmerston North School of Design Ltd	40%
30	The Cut Above Academy Limited	40%
31	Ellipse Institute	40%
32	Academy Group (NZ) Limited	39%
33	Advance Training Centres	39%
34	Alphacrucis Limited	38%
35	New Zealand Welding School	38%
36	Sir George Seymour College	37%
37	Tipu Ora	37%
38	ATC New Zealand	37%
39	New Zealand College of Chinese Medicine	37%
40	Metro Training Services (MTS)	36%
41	Advanced Training Academy Limited	35%
41	Computer Power (NZ) Ltd (Spherion)	35%

This measure shows the proportion of students in a given year that complete a qualification or re-enrol at the same tertiary education organisation in the following year.

Median: 75%

Rank	Organisation	Percentage
22	NZ Institute of Education 2007 Limited	91%
23	Land Based Training Limited	90%
24	Alpha Training Centre	90%
25	Te Tari Puna Ora O Aotearoa/NZ Childcare	90%
26	Blueprint for Learning	89%
27	South Seas Film & Television School Ltd	89%
28	Construction Trade Training Unit	89%
29	Sir George Seymour College	89%
30	The Hairdressing College	88%
31	Queenstown Resort College	87%
32	Rangi Ruru Early Childhood College	87%
33	Information Technology Training Inst.	86%
34	New Zealand College of Chinese Medicine	86%
35	Good Shepherd College - Te Heparā Pai	86%
36	AIS St Helens	86%
37	Ardmore Flying School	85%
38	Porse ECE Training (NZ) Limited	85%
39	Waikato Institute for Leisure and Sport	85%
40	Bethlehem Institute Limited	84%
41	Whitireia New Zealand Limited	84%
42	Electec National College of Tech Ltd	84%

Please note that the associated effects of the earthquakes may have had an impact on 2011 student performance for TEOs with provision in Canterbury. The following organisations have notified the TEC of an impact or have main campuses in Canterbury: Air New Zealand Aviation Institute, Airways Training Centre, Aperfield Montessori Trust, ATC New Zealand, Avonmore Tertiary Institute, Community Colleges New Zealand Ltd, Design and Arts College of NZ Ltd, Ecumenical Board of Theological Studies, Gestalt Institute of NZ, Maata Waka Enterprises, Yoobee (Natcoll Design School), NZ College of Early Childhood Education, NZ Graduate School of Education Limited, NZ School of Food and Wine Ltd, New Zealand College of Chinese Medicine, New Zealand Skydiving School Ltd, Occupational Safety Management (NZ) Ltd, Plant & Food Research, Rangi Ruru Early Childhood College, Royal Business College Limited, Tectra Limited, The NZ School of Travel & Tourism, The National School of Aesthetics, Travel Careers & Training Limited.

Disclaimer: The results in this report are generated from data submitted by Tertiary Education Organisations. While efforts have been made to verify the information, the Tertiary Education Commission does not attest to the accuracy or completeness of the results.



Aronui Technical Training Centre

Organisation Type: Private Training Establishment

Year: 2011

Successful Completion of Courses

Completion of Qualifications

Student Progression to Higher Level Study

Students Retained in Study

This measure shows the proportion of courses in a given year that are successfully completed.

This measure shows the proportion of students in a given year who complete a qualification.

This measure shows the proportion of students in a given year who progress to study at a higher level after completing a qualification at levels 1 - 4.

This measure shows the proportion of students in a given year that complete a qualification or re-enrol at the same tertiary education organisation in the following year.

	Median:	86%
43	Vineyard College	91%
44	Hungry Creek Art and Crafts School	91%
45	Te Wananga Takiura	91%
46	Porse ECE Training (NZ) Limited	91%
47	Animation College New Zealand Limited	91%
48	Lifeway College	91%
49	New Zealand College of Chinese Medicine	91%
50	Bethlehem Institute Limited	91%
51	New Zealand Tertiary College Limited	91%
52	New Zealand Inst of Fashion Tech Ltd	91%
53	The Film School	90%
54	Taratahi Agricultural Training Centre	90%
55	Carey Baptist College	90%
56	Ag Challenge Limited	90%
57	Good Shepherd College - Te Heparā Pai	89%
58	Faith Bible College	89%
59	People Potential Limited	89%
60	Praxis	89%
61	Te Ata Hou Trust	89%
62	Air New Zealand Aviation Institute	89%
63	Whitecliffe College of Arts and Design	89%

	Median:	80%
43	Pathways Bible and Mission College	94%
44	Evolution School of Holistic Therapies	94%
45	Alpha Training Centre	93%
46	The Film School	93%
47	Carey Baptist College	93%
48	Lifeway College	92%
49	Wellpark College	92%
50	The Hairdressing College	91%
51	Porse ECE Training (NZ) Limited	91%
52	Design and Arts College of NZ Ltd	91%
53	The Cut Above Academy Limited	91%
54	Whitireia New Zealand Limited	91%
55	Praxis	90%
56	Ashton Warner Nanny Academy	90%
57	Mahurangi Technical Institute	90%
58	NZ School of Acupuncture & TCM	89%
59	Academy of Diving Trust	89%
60	Faith Bible College	89%
61	Information Technology Training Inst.	88%
62	MSL Training Ltd	88%
63	Ag Challenge Limited	88%

	Median:	23%
43	Turanga Ararau	34%
44	NZ College of Massage	34%
45	Naturopathic College of New Zealand	34%
46	The National School of Aesthetics	33%
47	Te Kohanga Reo National Trust Board	33%
48	Quantum Education Group ES Ltd	33%
48	Workforce Development Limited	33%
50	Servilles Academy Limited	33%
51	Headquarters Hairdressing Academy Ltd	32%
52	Information Technology Training Inst.	32%
53	Academy of Diving Trust	31%
54	MSL Training Ltd	31%
55	Whitireia Performing Arts Company Ltd	31%
56	Alphacrucis International College	29%
57	Waikato Institute of Education	29%
58	NZ Institute of Education 2007 Limited	28%
59	PEI	28%
60	Quantum Education Group Limited	27%
61	BEST Pacific Institute of Education Ltd	27%
62	Fairview Educational Services Limited	27%
63	Adventure Education	27%

	Median:	75%
43	Anamata PTE - Whakatane	84%
44	Headquarters Hairdressing Academy Ltd	83%
44	People Potential Limited	83%
44	Solomon Group	83%
44	Wellington Nannies College Limited	83%
48	The National School of Aesthetics	83%
49	National College of Security Personnel	83%
50	Hungry Creek Art and Crafts School	83%
51	NZ School of Acupuncture & TCM	83%
52	Hair to Train	82%
53	Mahurangi Technical Institute	82%
54	Premier Hairdressing Academy	82%
55	Taruna College	81%
56	Pacific Int Hotel Management School Ltd	81%
57	New Zealand Tertiary College Limited	81%
58	Gestalt Institute of NZ	81%
59	Ministry Training College Of Nz	81%
60	EastBay Rural Education Activities Inc.	80%
60	Tipu Ora	80%
60	Vineyard College	80%
63	Wellcare Education Limited	80%

Please note that the associated effects of the earthquakes may have had an impact on 2011 student performance for TEOs with provision in Canterbury. The following organisations have notified the TEC of an impact or have main campuses in Canterbury: Air New Zealand Aviation Institute, Airways Training Centre, Aperfield Montessori Trust, ATC New Zealand, Avonmore Tertiary Institute, Community Colleges New Zealand Ltd, Design and Arts College of NZ Ltd, Ecumenical Board of Theological Studies, Gestalt Institute of NZ, Maata Waka Enterprises, Yoobee (Natcoll Design School), NZ College of Early Childhood Education, NZ Graduate School of Education Limited, NZ School of Food and Wine Ltd, New Zealand College of Chinese Medicine, New Zealand Skydiving School Ltd, Occupational Safety Management (NZ) Ltd, Plant & Food Research, Rangi Ruru Early Childhood College, Royal Business College Limited, Tectra Limited, The NZ School of Travel & Tourism, The National School of Aesthetics, Travel Careers & Training Limited.

Disclaimer: The results in this report are generated from data submitted by Tertiary Education Organisations. While efforts have been made to verify the information, the Tertiary Education Commission does not attest to the accuracy or completeness of the results.



Aronui Technical Training Centre

Organisation Type: Private Training Establishment

Year: 2011



Successful Completion of Courses



Completion of Qualifications



Student Progression to Higher Level Study



Students Retained in Study

This measure shows the proportion of courses in a given year that are successfully completed.

This measure shows the proportion of students in a given year who complete a qualification.

This measure shows the proportion of students in a given year who progress to study at a higher level after completing a qualification at levels 1 - 4.

This measure shows the proportion of students in a given year that complete a qualification or re-enrol at the same tertiary education organisation in the following year.

	Median:	86%
64	Quantum Education Group ES Ltd	89%
65	AIS St Helens	89%
66	Waikato School of Hairdressing Limited	88%
67	Whitireia New Zealand Limited	88%
68	Agriculture New Zealand	88%
69	Servilles Academy Limited	88%
70	MSL Training Ltd	88%
71	Media Design School Limited	88%
72	Toi Whakaari: NZ Drama School	88%
73	Te Tari Puna Ora O Aotearoa/NZ Childcare	88%
74	Academy of Diving Trust	88%
75	HLC	88%
76	EastBay Rural Education Activities Inc.	88%
77	Ashton Warner Nanny Academy	88%
78	Auckland City Training School	88%
79	The Cut Above Academy Limited	87%
80	South Seas Film & Television School Ltd	87%
81	Martin-Hautus	87%
82	Corporate Academy Group	87%
83	NZ School of Acupuncture & TCM	87%
84	Mahurangi Technical Institute	87%

	Median:	80%
64	Ministry Training College Of Nz	88%
65	Travel Careers & Training Limited	88%
66	New Zealand Career College Ltd	87%
67	New Zealand Management Academies	87%
68	Hair to Train	87%
69	English Teaching College	87%
70	Blueprint for Learning	86%
71	Quantum Education Group QT Limited	86%
72	Vineyard College	86%
73	Techtorium NZ Institute of IT Ltd	86%
74	Excel Ministries - Performing Arts	86%
75	Taratahi Agricultural Training Centre	85%
76	People Potential Limited	85%
77	Training For You Limited	84%
78	Media Design School Limited	84%
79	New Zealand School of Education Limited	84%
80	Patrick's School of Hairdressing Limited	84%
81	Raffles College of Design and Commerce	83%
82	Te Ata Hou Trust	83%
83	EastBay Rural Education Activities Inc.	83%
84	Bethlehem Institute Limited	83%

	Median:	23%
64	New Zealand Institute of Sport	25%
65	Carey Baptist College	25%
66	New Zealand Inst of Fashion Tech Ltd	25%
67	Onsite Education	25%
68	Auckland City Training School	25%
69	The Hairdressing College	23%
70	EastBay Rural Education Activities Inc.	23%
71	English Teaching College	23%
72	Quantum Education Group QT Limited	23%
73	Te Roopu A Iwi o Te Arawa	22%
74	Solomon Group	20%
75	DAS International Academy	19%
76	EDENZ Colleges Ltd	19%
76	Mara Marketing Limited	19%
78	Taratahi Agricultural Training Centre	18%
79	The Hairdressing Academy & Col of Beauty	18%
80	Crown Institute of Studies	18%
81	Waikato School of Hairdressing Limited	18%
82	North Shore International Academy (NSIA)	18%
83	Agriculture New Zealand	18%
84	Tectra Limited	17%

	Median:	75%
64	Samala Robinson Academy Ltd	80%
65	Excel Ministries - Performing Arts	80%
66	AMES Training and Resource Centre Ltd	80%
67	The Cut Above Academy Limited	79%
68	Servilles Academy Limited	79%
69	Elite Int School Of Beauty Therapy	79%
70	Yoobee School of Design.	79%
71	International Pacific College NZ	79%
72	Animation College New Zealand Limited	79%
73	Media Design School Limited	78%
74	New Zealand Career College Ltd	78%
75	Lifeway College	78%
76	Action Adventure	78%
77	Royal Business College Limited	77%
78	Te Wananga Takiura	77%
79	Whitecliffe College of Arts and Design	77%
80	BEST Pacific Institute of Education Ltd	77%
81	Alphacrusis International College	76%
82	The Sir Edmund Hillary Outdoor Pursuits	76%
83	Academy of Diving Trust	76%
84	Techtorium NZ Institute of IT Ltd	76%

Please note that the associated effects of the earthquakes may have had an impact on 2011 student performance for TEOs with provision in Canterbury. The following organisations have notified the TEC of an impact or have main campuses in Canterbury: Air New Zealand Aviation Institute, Airways Training Centre, Aperfield Montessori Trust, ATC New Zealand, Avonmore Tertiary Institute, Community Colleges New Zealand Ltd, Design and Arts College of NZ Ltd, Ecumenical Board of Theological Studies, Gestalt Institute of NZ, Maata Waka Enterprises, Yoobee (Natcoll Design School), NZ College of Early Childhood Education, NZ Graduate School of Education Limited, NZ School of Food and Wine Ltd, New Zealand College of Chinese Medicine, New Zealand Skydiving School Ltd, Occupational Safety Management (NZ) Ltd, Plant & Food Research, Rangi Ruru Early Childhood College, Royal Business College Limited, Tectra Limited, The NZ School of Travel & Tourism, The National School of Aesthetics, Travel Careers & Training Limited.

Disclaimer: The results in this report are generated from data submitted by Tertiary Education Organisations. While efforts have been made to verify the information, the Tertiary Education Commission does not attest to the accuracy or completeness of the results.



Aronui Technical Training Centre

Organisation Type: Private Training Establishment

Year: 2011

Successful Completion of Courses

Completion of Qualifications

Student Progression to Higher Level Study

Students Retained in Study

This measure shows the proportion of courses in a given year that are successfully completed.

This measure shows the proportion of students in a given year who complete a qualification.

This measure shows the proportion of students in a given year who progress to study at a higher level after completing a qualification at levels 1 - 4.

This measure shows the proportion of students in a given year that complete a qualification or re-enrol at the same tertiary education organisation in the following year.

	Median:	86%
85	International College of Camille	87%
86	Land Based Training Limited	86%
87	Blueprint for Learning	86%
88	Ministry Training College Of Nz	86%
89	Pacific Training Institute (PTI)	86%
90	AMS Group Training	86%
91	Anamata PTE - Whakatane	86%
92	Airways Training Centre	86%
93	Waikato Institute of Education	86%
94	Laidlaw College Incorporated	86%
95	Advance Training Centres	85%
96	International Travel College of NZ	85%
97	Excel Ministries - Performing Arts	85%
98	Wellington Nannies College Limited	85%
99	Action Adventure	85%
100	New Zealand Institute of Sport	84%
101	Information Technology Training Inst.	84%
102	New Zealand Career College Ltd	84%
103	Premier Hairdressing Academy	83%
104	Wellpark College	82%
105	CPS Training	82%

	Median:	80%
85	Academy Group (NZ) Limited	83%
86	Premier Hairdressing Academy	83%
87	DAS International Academy	83%
88	Quantum Education Group Limited	82%
89	Wellcare Education Limited	82%
90	Corporate Academy Group	81%
91	Wellington Nannies College Limited	81%
92	Palmerston North School of Design Ltd	81%
93	The National School of Aesthetics	81%
94	Yoobee School of Design.	80%
95	Servilles Academy Limited	80%
96	South Seas Film & Television School Ltd	80%
97	NZ College of Early Childhood Education	80%
98	Community Colleges New Zealand Ltd	79%
99	Samala Robinson Academy Ltd	79%
100	Waikato Institute of Education	79%
101	Land Based Training Limited	79%
102	Auckland City Training School	79%
103	National College of Security Personnel	79%
104	Waikato Institute for Leisure and Sport	79%
105	NZ Institute of Education 2007 Limited	79%

	Median:	23%
85	Avonmore Tertiary Institute	17%
86	Electec National College of Tech Ltd	17%
87	Whitireia New Zealand Limited	16%
88	The Professional Bar & Restaurant School	15%
89	Land Based Training Limited	14%
90	School of Business Ltd	14%
91	Ashton Warner Nanny Academy	13%
92	Aronui Technical Training Centre	12%
93	Travel Careers & Training Limited	12%
94	Polyethnic Institute of Studies	12%
95	Porse ECE Training (NZ) Limited	12%
96	Aromaflex Academy	11%
97	Agribusiness Training Limited	11%
98	Blueprint for Learning	10%
99	Samala Robinson Academy Ltd	10%
100	Vineyard College	10%
101	ALS St Helens	10%
101	HLC	10%
101	Lotus Holistic Centre	10%
101	Taruna College	10%
101	Training For You Limited	10%

	Median:	75%
85	Advanced Training Academy Limited	76%
85	The College of Future Learning NZ Ltd	76%
87	International College of Camille	76%
88	Agriculture New Zealand	75%
89	Carey Baptist College	75%
90	New Zealand Inst of Fashion Tech Ltd	75%
91	Auckland Hotel & Chefs Training School	75%
92	MSL Training Ltd	75%
93	Pacific Training Institute (PTI)	75%
93	Turanga Ararau	75%
95	Aronui Technical Training Centre	75%
96	Te Ata Hou Trust	74%
97	HLC	74%
98	NZ Graduate School of Education Limited	74%
99	Training For You Limited	74%
100	DAS International Academy	74%
101	Waikato School of Hairdressing Limited	73%
102	New Zealand Management Academies	73%
103	Academy Group (NZ) Limited	73%
104	Ellipse Institute	73%
105	Praxis	72%

Please note that the associated effects of the earthquakes may have had an impact on 2011 student performance for TEOs with provision in Canterbury. The following organisations have notified the TEC of an impact or have main campuses in Canterbury: Air New Zealand Aviation Institute, Airways Training Centre, Aperfield Montessori Trust, ATC New Zealand, Avonmore Tertiary Institute, Community Colleges New Zealand Ltd, Design and Arts College of NZ Ltd, Ecumenical Board of Theological Studies, Gestalt Institute of NZ, Maata Waka Enterprises, Yoobee (Natcoll Design School), NZ College of Early Childhood Education, NZ Graduate School of Education Limited, NZ School of Food and Wine Ltd, New Zealand College of Chinese Medicine, New Zealand Skydiving School Ltd, Occupational Safety Management (NZ) Ltd, Plant & Food Research, Rangi Ruru Early Childhood College, Royal Business College Limited, Tectra Limited, The NZ School of Travel & Tourism, The National School of Aesthetics, Travel Careers & Training Limited.

Disclaimer: The results in this report are generated from data submitted by Tertiary Education Organisations. While efforts have been made to verify the information, the Tertiary Education Commission does not attest to the accuracy or completeness of the results.



Aronui Technical Training Centre

Organisation Type: Private Training Establishment

Year: 2011



Successful Completion of Courses



Completion of Qualifications



Student Progression to Higher Level Study



Students Retained in Study

This measure shows the proportion of courses in a given year that are successfully completed.

Median: 86%

106	NZ College of Early Childhood Education	82%
107	Aperfield Montessori Trust	82%
108	Quantum Education Group Limited	82%
109	International Pacific College NZ	82%
110	The Learning Connexion Limited	81%
111	Yoobee School of Design.	81%
112	New Zealand Skydiving School Ltd	81%
113	New Zealand Management Academies	81%
114	Metro Training Services (MTS)	81%
115	BEST Pacific Institute of Education Ltd	80%
116	Samala Robinson Academy Ltd	80%
117	Catholic Institute of Aotearoa NZ	80%
118	AMES Training and Resource Centre Ltd	80%
119	Elite Int School Of Beauty Therapy	80%
120	NZ Graduate School of Education Limited	80%
121	Palmerston North School of Design Ltd	80%
122	Gestalt Institute of NZ	79%
123	The National School of Aesthetics	79%
124	Academy Group (NZ) Limited	79%
125	South Pacific College of Natural Medicin	79%
126	Auckland Hotel & Chefs Training School	79%

This measure shows the proportion of students in a given year who complete a qualification.

Median: 80%

106	Toi Whakaari: NZ Drama School	79%
107	Tipu Ora	78%
108	Waikato School of Hairdressing Limited	78%
109	HLC	78%
110	SAE Institute	78%
111	Headquarters Hairdressing Academy Ltd	77%
112	New Zealand Institute of Sport	77%
113	CPS Training	77%
114	The Professional Bar & Restaurant School	77%
115	Gestalt Institute of NZ	77%
116	Auckland Hotel & Chefs Training School	77%
117	NZ Graduate School of Education Limited	77%
118	Laidlaw College Incorporated	76%
119	Taruna College	76%
120	New Zealand Inst of Fashion Tech Ltd	76%
121	Rangi Ruru Early Childhood College	76%
122	Queenstown Resort College	75%
123	Adventure Education	75%
124	Rapu Ki Rua Institute	74%
125	International Travel College of NZ	74%
126	Elite Int School Of Beauty Therapy	74%

This measure shows the proportion of students in a given year who progress to study at a higher level after completing a qualification at levels 1 - 4.

Median: 23%

106	Auckland Hotel & Chefs Training School	10%
107	Stotts Correspondence Education Ltd	10%
108	Nelson Technical Institute Ltd	9%
109	Wellington Nannies College Limited	9%
110	National College of Security Personnel	8%
110	Target Education	8%
112	Elite Int School Of Beauty Therapy	8%
112	Elliott Hairdressing Training Centre Ltd	8%
114	Air New Zealand Aviation Institute	8%
115	AMS Group Training	8%
115	Community Colleges New Zealand Ltd	8%
117	Waikato Institute for Leisure and Sport	7%
118	Ag Challenge Limited	7%
118	NZ School of Food and Wine Ltd	7%
120	Praxis	6%
121	International College of Camille	6%
122	Premier Hairdressing Academy	6%
123	Trade Education Limited	6%
124	People Potential Limited	5%
125	New Zealand School of Radio Limited	4%
126	Netcor Campus (NZ Education & Tourism)	3%

This measure shows the proportion of students in a given year that complete a qualification or re-enrol at the same tertiary education organisation in the following year.

Median: 75%

106	Eastwest Coll of Intercultural Studies	72%
107	Wellpark College	72%
108	New Zealand Institute of Sport	72%
109	Avonmore Tertiary Institute	72%
110	Auckland City Training School	70%
111	Quantum Education Group QT Limited	70%
112	Airways Training Centre	70%
113	Martin-Hautus	70%
114	Palmerston North School of Design Ltd	70%
115	Trade Education Limited	69%
116	Netcor Campus (NZ Education & Tourism)	69%
117	Design and Arts College of NZ Ltd	68%
118	G & H Training	68%
119	Laidlaw College Incorporated	68%
120	New Zealand Welding School	67%
121	International Travel College of NZ	67%
122	Waikato Institute of Education	67%
123	Advance Training Centres	67%
123	East Auckland Performing Arts Limited	67%
125	Raffles College of Design and Commerce	66%
126	NZ College of Early Childhood Education	66%

Please note that the associated effects of the earthquakes may have had an impact on 2011 student performance for TEOs with provision in Canterbury. The following organisations have notified the TEC of an impact or have main campuses in Canterbury: Air New Zealand Aviation Institute, Airways Training Centre, Aperfield Montessori Trust, ATC New Zealand, Avonmore Tertiary Institute, Community Colleges New Zealand Ltd, Design and Arts College of NZ Ltd, Ecumenical Board of Theological Studies, Gestalt Institute of NZ, Maata Waka Enterprises, Yoobee (Natcoll Design School), NZ College of Early Childhood Education, NZ Graduate School of Education Limited, NZ School of Food and Wine Ltd, New Zealand College of Chinese Medicine, New Zealand Skydiving School Ltd, Occupational Safety Management (NZ) Ltd, Plant & Food Research, Rangi Ruru Early Childhood College, Royal Business College Limited, Tectra Limited, The NZ School of Travel & Tourism, The National School of Aesthetics, Travel Careers & Training Limited.

Disclaimer: The results in this report are generated from data submitted by Tertiary Education Organisations. While efforts have been made to verify the information, the Tertiary Education Commission does not attest to the accuracy or completeness of the results.



Aronui Technical Training Centre

Organisation Type: Private Training Establishment
Year: 2011

Successful Completion of Courses

Completion of Qualifications

Student Progression to Higher Level Study

Students Retained in Study

This measure shows the proportion of courses in a given year that are successfully completed.

This measure shows the proportion of students in a given year who complete a qualification.

This measure shows the proportion of students in a given year who progress to study at a higher level after completing a qualification at levels 1 - 4.

This measure shows the proportion of students in a given year that complete a qualification or re-enrol at the same tertiary education organisation in the following year.

	Median:	86%
127	Lotus Holistic Centre	78%
128	Rapu Ki Rua Institute	78%
129	Construction Trade Training Unit	78%
130	Agribusiness Training Limited	78%
131	SAE Institute	78%
132	Maata Waka Enterprises	78%
133	Bay of Plenty College of Homeopathy Ltd	78%
134	Trade Education Limited	77%
135	Success Maker Education Centre	77%
136	New Zealand Playcentre Federation Inc	77%
137	Raffles College of Design and Commerce	77%
138	New Zealand Welding School	77%
139	The Professional Bar & Restaurant School	76%
140	NZ College of Massage	76%
141	Community Colleges New Zealand Ltd	76%
142	Hair to Train	75%
143	DAS International Academy	75%
144	New Zealand School of Education Limited	75%
145	Patricks School of Hairdressing Limited	75%
146	Crown Institute of Studies	74%
147	Design and Arts College of NZ Ltd	74%

	Median:	80%
127	Nelson Technical Institute Ltd	73%
128	Anamata PTE - Whakatane	72%
129	Onsite Education	72%
130	Whitireia Performing Arts Company Ltd	71%
131	Quantum Education Group ES Ltd	71%
132	Te Wananga Takiura	71%
133	Avonmore Tertiary Institute	70%
134	The Hairdressing Academy & Col of Beauty	70%
135	Trade Education Limited	70%
136	G & H Training	69%
137	BEST Pacific Institute of Education Ltd	69%
138	Electec National College of Tech Ltd	69%
139	ATC New Zealand	68%
140	New Zealand Welding School	68%
141	Turanga Ararau	68%
142	Tectra Limited	68%
143	Metro Training Services (MTS)	67%
144	Ellipse Institute	66%
145	School of Business Ltd	66%
146	Advanced Training Academy Limited	66%
147	Martin-Hautus	65%

	Median:	23%
127	G & H Training	3%
128	Wellcare Education Limited	2%
129	Mahurangi Technical Institute	2%
130	Alpha Training Centre	0%
130	Anamata PTE - Whakatane	0%
130	Construction Trade Training Unit	0%
130	Laidlaw College Incorporated	0%
130	Lifeway College	0%
130	Mr Barber Training Centre	0%
130	NZ Inst of Electrolysis & Beauty Therapy	0%
130	Occupational Safety Management (NZ) Ltd	0%
130	Success Maker Education Centre	0%
130	TAFE	0%
130	Te Ata Hou Trust	0%
130	The College of Future Learning NZ Ltd	0%

	Median:	75%
127	ATC New Zealand	66%
128	Rapu Ki Rua Institute	65%
129	Community Colleges New Zealand Ltd	65%
130	Quantum Education Group Limited	65%
131	The Learning Connexion Limited	65%
132	SAE Institute	65%
133	CPS Training	64%
134	Ag Challenge Limited	64%
135	Lotus Holistic Centre	64%
136	Maata Waka Enterprises	64%
136	Patricks School of Hairdressing Limited	64%
138	NZ College of Massage	63%
139	New Zealand School of Education Limited	63%
140	Quantum Education Group ES Ltd	63%
141	Workforce Development Limited	62%
142	Te Kohanga Reo National Trust Board	62%
143	North Shore International Academy (NSIA)	61%
144	Whitireia Performing Arts Company Ltd	61%
145	The Hairdressing Academy & Col of Beauty	60%
146	Fairview Educational Services Limited	60%
146	School of Business Ltd	60%

Please note that the associated effects of the earthquakes may have had an impact on 2011 student performance for TEOs with provision in Canterbury. The following organisations have notified the TEC of an impact or have main campuses in Canterbury: Air New Zealand Aviation Institute, Airways Training Centre, Aperfield Montessori Trust, ATC New Zealand, Avonmore Tertiary Institute, Community Colleges New Zealand Ltd, Design and Arts College of NZ Ltd, Ecumenical Board of Theological Studies, Gestalt Institute of NZ, Maata Waka Enterprises, Yoobee (Natcoll Design School), NZ College of Early Childhood Education, NZ Graduate School of Education Limited, NZ School of Food and Wine Ltd, New Zealand College of Chinese Medicine, New Zealand Skydiving School Ltd, Occupational Safety Management (NZ) Ltd, Plant & Food Research, Rangi Ruru Early Childhood College, Royal Business College Limited, Tectra Limited, The NZ School of Travel & Tourism, The National School of Aesthetics, Travel Careers & Training Limited.

Disclaimer: The results in this report are generated from data submitted by Tertiary Education Organisations. While efforts have been made to verify the information, the Tertiary Education Commission does not attest to the accuracy or completeness of the results.



Aronui Technical Training Centre

Organisation Type: Private Training Establishment

Year: 2011



Successful Completion of Courses



Completion of Qualifications



Student Progression to Higher Level Study



Students Retained in Study

This measure shows the proportion of courses in a given year that are successfully completed.

Median: 86%

148	Aromaflex Academy	74%
149	ATC New Zealand	74%
150	NZ Institute of Education 2007 Limited	74%
151	Turanga Ararau	74%
152	G & H Training	73%
153	Taruna College	73%
154	Target Education	73%
155	Workforce Development Limited	73%
156	Fairview Educational Services Limited	73%
157	Stotts Correspondence Education Ltd	73%
158	Alphacrucis International College	73%
159	Te Roopu A Iwi o Te Arawa	72%
160	Ecumenical Board of Theological Studies	72%
161	East Auckland Performing Arts Limited	72%
162	Wellcare Education Limited	72%
163	Tectra Limited	71%
164	Advanced Training Academy Limited	71%
165	School of Business Ltd	71%
166	Ellipse Institute	71%
167	Netcor Campus (NZ Education & Tourism)	70%
168	Elliott Hairdressing Training Centre Ltd	70%

This measure shows the proportion of students in a given year who complete a qualification.

Median: 80%

148	Occupational Safety Management (NZ) Ltd	65%
149	Fairview Educational Services Limited	64%
150	Sue's Computer Training Company	64%
151	Stotts Correspondence Education Ltd	63%
152	North Shore International Academy (NSIA)	63%
153	Crown Institute of Studies	62%
154	Alphacrucis International College	60%
155	Netcor Campus (NZ Education & Tourism)	60%
156	Air New Zealand Aviation Institute	59%
157	Te Kura Motuhake o Te Ataarangi Inc	59%
158	Bay of Plenty College of Homeopathy Ltd	59%
159	Te Roopu A Iwi o Te Arawa	58%
160	Airways Training Centre	57%
161	International Pacific College NZ	57%
162	Workforce Development Limited	56%
163	Lotus Holistic Centre	53%
164	Computer Power (NZ) Ltd (Spherion)	53%
165	Naturopathic College of New Zealand	52%
166	Catholic Institute of Aotearoa NZ	51%
167	Te Kohanga Reo National Trust Board	50%
168	Construction Trade Training Unit	50%

This measure shows the proportion of students in a given year who progress to study at a higher level after completing a qualification at levels 1 - 4.

Median: 23%

148	Stotts Correspondence Education Ltd	59%
149	NZ School of Food and Wine Ltd	59%
150	Polyethnic Institute of Studies	59%
151	Bay of Plenty College of Homeopathy Ltd	58%
152	Success Maker Education Centre	57%
152	Trinity Methodist Theological College	57%
154	Adventure Education	57%
155	English Teaching College	57%
156	Sue's Computer Training Company	56%
157	Te Roopu A Iwi o Te Arawa	56%
158	Taratahi Agricultural Training Centre	56%
159	Te Kura Motuhake o Te Ataarangi Inc	56%
160	New Zealand Skydiving School Ltd	55%
161	Mara Marketing Limited	55%
162	The Professional Bar & Restaurant School	55%
163	Metro Training Services (MTS)	54%
164	Ecumenical Board of Theological Studies	52%
165	Computer Power (NZ) Ltd (Spherion)	52%
166	Crown Institute of Studies	51%
167	Te Whare Wananga O Te Pihopatanga	51%
168	Agribusiness Training Limited	50%

This measure shows the proportion of students in a given year that complete a qualification or re-enrol at the same tertiary education organisation in the following year.

Median: 75%

148	Stotts Correspondence Education Ltd	59%
149	NZ School of Food and Wine Ltd	59%
150	Polyethnic Institute of Studies	59%
151	Bay of Plenty College of Homeopathy Ltd	58%
152	Success Maker Education Centre	57%
152	Trinity Methodist Theological College	57%
154	Adventure Education	57%
155	English Teaching College	57%
156	Sue's Computer Training Company	56%
157	Te Roopu A Iwi o Te Arawa	56%
158	Taratahi Agricultural Training Centre	56%
159	Te Kura Motuhake o Te Ataarangi Inc	56%
160	New Zealand Skydiving School Ltd	55%
161	Mara Marketing Limited	55%
162	The Professional Bar & Restaurant School	55%
163	Metro Training Services (MTS)	54%
164	Ecumenical Board of Theological Studies	52%
165	Computer Power (NZ) Ltd (Spherion)	52%
166	Crown Institute of Studies	51%
167	Te Whare Wananga O Te Pihopatanga	51%
168	Agribusiness Training Limited	50%

Please note that the associated effects of the earthquakes may have had an impact on 2011 student performance for TEOs with provision in Canterbury. The following organisations have notified the TEC of an impact or have main campuses in Canterbury: Air New Zealand Aviation Institute, Airways Training Centre, Aperfield Montessori Trust, ATC New Zealand, Avonmore Tertiary Institute, Community Colleges New Zealand Ltd, Design and Arts College of NZ Ltd, Ecumenical Board of Theological Studies, Gestalt Institute of NZ, Maata Waka Enterprises, Yoobee (Natcoll Design School), NZ College of Early Childhood Education, NZ Graduate School of Education Limited, NZ School of Food and Wine Ltd, New Zealand College of Chinese Medicine, New Zealand Skydiving School Ltd, Occupational Safety Management (NZ) Ltd, Plant & Food Research, Rangi Ruru Early Childhood College, Royal Business College Limited, Tectra Limited, The NZ School of Travel & Tourism, The National School of Aesthetics, Travel Careers & Training Limited.

Disclaimer: The results in this report are generated from data submitted by Tertiary Education Organisations. While efforts have been made to verify the information, the Tertiary Education Commission does not attest to the accuracy or completeness of the results.



Aronui Technical Training Centre

Organisation Type: Private Training Establishment
Year: 2011



Successful Completion of Courses



Completion of Qualifications



Student Progression to Higher Level Study



Students Retained in Study

This measure shows the proportion of courses in a given year that are successfully completed.

Median: 86%

169	Onsite Education	70%
170	Avonmore Tertiary Institute	69%
171	Naturopathic College of New Zealand	69%
172	The Hairdressing Academy & Col of Beauty	69%
173	Te Kohanga Reo National Trust Board	69%
174	Adventure Education	68%
175	Headquarters Hairdressing Academy Ltd	68%
176	Te Kura Motuhake o Te Ataarangi Inc	68%
177	Mara Marketing Limited	67%
178	Computer Power (NZ) Ltd (Spherion)	66%
179	Sue's Computer Training Company	66%
180	Training For You Limited	66%
181	PEI	60%
182	Te Whare Wananga O Te Pihopatanga	60%
183	Alphacrucis Limited	59%
184	The NZ School of Travel & Tourism	58%
185	Aronui Technical Training Centre	53%
186	NZ School of Food and Wine Ltd	48%
187	Electec National College of Tech Ltd	15%

This measure shows the proportion of students in a given year who complete a qualification.

Median: 80%

169	Aperfield Montessori Trust	49%
170	Polyethnic Institute of Studies	49%
171	Success Maker Education Centre	47%
172	The NZ School of Travel & Tourism	47%
173	Aronui Technical Training Centre	46%
174	Mara Marketing Limited	44%
175	NZ School of Food and Wine Ltd	42%
176	Maata Waka Enterprises	40%
177	PEI	37%
178	New Zealand College of Chiropractic	36%
179	Alphacrucis Limited	34%
180	Target Education	32%
181	Literacy Aotearoa	32%
182	Ecumenical Board of Theological Studies	29%
183	Animation College New Zealand Limited	21%
184	East Auckland Performing Arts Limited	17%
185	Te Whare Wananga O Te Pihopatanga	12%
186	New Zealand Playcentre Federation Inc	1%

This measure shows the proportion of students in a given year who progress to study at a higher level after completing a qualification at levels 1 - 4.

Median: 23%

169	Aromaflex Academy	49%
170	Target Education	49%
171	Tectra Limited	48%
172	Onsite Education	48%
173	South Pacific College of Natural Medicin	46%
174	Catholic Institute of Aotearoa NZ	46%
175	Alphacrucis Limited	45%
176	Aperfield Montessori Trust	44%
177	Taranaki Educare	42%
178	Nelson Technical Institute Ltd	39%
179	Naturopathic College of New Zealand	39%
180	AMS Group Training	38%
181	The NZ School of Travel & Tourism	32%
182	PEI	31%
183	Occupational Safety Management (NZ) Ltd	24%
184	Literacy Aotearoa	22%
185	New Zealand Playcentre Federation Inc	21%

Median: 75%

Please note that the associated effects of the earthquakes may have had an impact on 2011 student performance for TEOs with provision in Canterbury. The following organisations have notified the TEC of an impact or have main campuses in Canterbury: Air New Zealand Aviation Institute, Airways Training Centre, Aperfield Montessori Trust, ATC New Zealand, Avonmore Tertiary Institute, Community Colleges New Zealand Ltd, Design and Arts College of NZ Ltd, Ecumenical Board of Theological Studies, Gestalt Institute of NZ, Maata Waka Enterprises, Yoobee (Natcoll Design School), NZ College of Early Childhood Education, NZ Graduate School of Education Limited, NZ School of Food and Wine Ltd, New Zealand College of Chinese Medicine, New Zealand Skydiving School Ltd, Occupational Safety Management (NZ) Ltd, Plant & Food Research, Rangi Ruru Early Childhood College, Royal Business College Limited, Tectra Limited, The NZ School of Travel & Tourism, The National School of Aesthetics, Travel Careers & Training Limited.

Disclaimer: The results in this report are generated from data submitted by Tertiary Education Organisations. While efforts have been made to verify the information, the Tertiary Education Commission does not attest to the accuracy or completeness of the results.