



The Private Training Establishment sector

Year: 2011



Successful Completion of Courses

| | |
|-----------|-----|
| Level 1-2 | 72% |
| Level 3-4 | 81% |
| Level 5-6 | 82% |
| Level 7-8 | 86% |

This measure shows the proportion of courses in a given year that are successfully completed.



Completion of Qualifications

| | |
|------------|-----|
| Level 1-2 | 61% |
| Level 3-4 | 76% |
| Level 5-6 | 80% |
| Level 7-8 | 94% |
| Level 9-10 | 76% |

This measure shows the proportion of students in a given year who complete a qualification.



Student Progression to Higher Level Study

| | |
|---------|-----|
| Level 1 | * % |
| Level 2 | 39% |
| Level 3 | 33% |
| Level 4 | 20% |

* Information is not available for this level group.

This measure shows the proportion of students in a given year who progress to study at a higher level after completing a qualification at levels 1 - 4.



Students Retained in Study

| | |
|------------|-----|
| Level 1-2 | 53% |
| Level 3-4 | 65% |
| Level 5-6 | 59% |
| Level 7-8 | 78% |
| Level 9-10 | 74% |

This measure shows the proportion of students in a given year that complete a qualification or re-enrol at the same tertiary education organisation in the following year.

About the Private Training Establishment sector Government expectations of the Private Training Establishment sector

In 2011, the TEC funded 200 individual Private Training Establishments (PTEs) through its Student Achievement Component fund, for fewer than 20 to over 1,500 equivalent full-time student places.

Comparing PTEs may be difficult due to additional funding for some PTEs, and also the different sizes of PTEs.

The nature of enrolments at a specific PTE will influence its performance as well as the quality of the provision. For example, part-time and extra-mural students often have work or family commitments and cannot devote as much time and energy to their studies. They may also have different study goals.

An increase in enrolments in lengthy qualifications in 2011 may lower some TEOs' qualification completion rate.

The government expects PTEs to:

- Enable students to complete high-quality qualifications that lead to employment or higher-level education
- Deliver tailored learning opportunities, such as marae and iwi-based provision and Pasifika learning environments and training
- Provide specialised qualifications and training

Tertiary Education Strategy

The Tertiary Education Strategy calls for better performance from the tertiary education sector as well as raising achievement for all learners under 25, and for Māori and Pacific learners.

Context

Number of students in total: 53,363

Number of equivalent full-time student places: 28,473

| Student ethnicity* | | Level of study | |
|--------------------|-----|----------------|-----|
| European | 52% | Level 1-2 | 1% |
| Maori | 28% | Level 3-4 | 52% |
| Pacific | 16% | Level 5-6 | 29% |
| Asian | 11% | Level 7-8 | 17% |
| Other | 3% | Level 9-10 | 0% |

*Total may exceed 100% as some students identify with more than one ethnicity.



Te Wananga Whare Tapere O Takitimu Organisation Type: Private Training Establishment Year: 2011

Successful Completion of Courses

All Levels of Study

92%

| | |
|------------|-----|
| Level 1-2 | * |
| Level 3-4 | * |
| Level 5-6 | 92% |
| Level 7-8 | * |
| Level 9-10 | * |

* Information is not available for this level group.

Completion of Qualifications

All Levels of Study

100%

| | |
|------------|------|
| Level 1-2 | * |
| Level 3-4 | * |
| Level 5-6 | 100% |
| Level 7-8 | * |
| Level 9-10 | * |

* Information is not available for this level group.

Student Progression to Higher Level Study

Level 1 - 4 Study

91%

| | |
|---------|---|
| Level 1 | * |
| Level 2 | * |
| Level 3 | * |
| Level 4 | * |

* Information is not available for this level group.

Students Retained in Study

All Levels of Study

91%

| | |
|------------|-----|
| Level 1-2 | * |
| Level 3-4 | * |
| Level 5-6 | 91% |
| Level 7-8 | * |
| Level 9-10 | * |

* Information is not available for this level group.

This measure shows the proportion of courses in a given year that are successfully completed.

This measure shows the proportion of students in a given year who complete a qualification.

This measure shows the proportion of students in a given year who progress to study at a higher level after completing a qualification at levels 1 - 4.

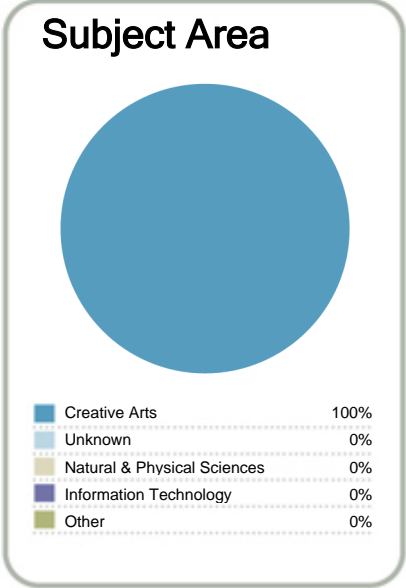
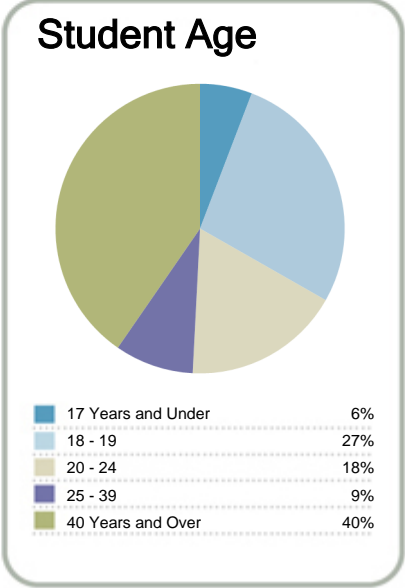
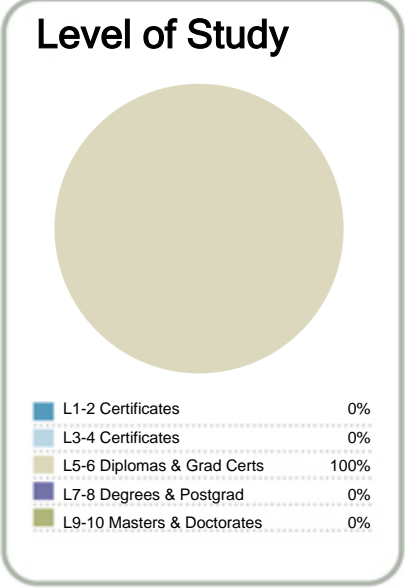
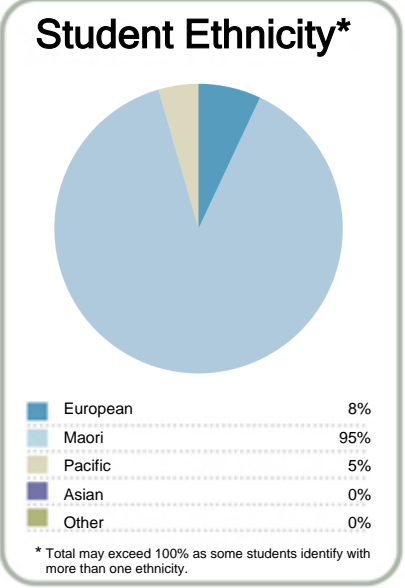
This measure shows the proportion of students in a given year that complete a qualification or re-enrol at the same tertiary education organisation in the following year.

Context

EFTS*: 42
Students: 65

Further information about student characteristics may be available on the organisation's website.

* Number of equivalent full time students.



Contacts

PO Box 1368
HASTINGS 4156
New Zealand
06 873 0041

A Website is not available for this organisation.

Disclaimer: The results in this report are generated from data submitted by Tertiary Education Organisations. While efforts have been made to verify the information, the Tertiary Education Commission does not attest to the accuracy or completeness of the results.



Te Wananga Whare Tapere O Takitimu Organisation Type: Private Training Establishment

Year: 2011

Successful Completion of Courses

Completion of Qualifications

Student Progression to Higher Level Study

Students Retained in Study

This measure shows the proportion of courses in a given year that are successfully completed.

This measure shows the proportion of students in a given year who complete a qualification.

This measure shows the proportion of students in a given year who progress to study at a higher level after completing a qualification at levels 1 - 4.

This measure shows the proportion of students in a given year that complete a qualification or re-enrol at the same tertiary education organisation in the following year.

Median: 86%

Median: 80%

Median: 23%

Median: 75%

| | | |
|----|---|------|
| 1 | EDENZ Colleges Ltd | 100% |
| 1 | Manaakitanga Aotearoa Charitable Trust | 100% |
| 1 | North Shore Language School | 100% |
| 1 | NZ School of Outdoor Studies Limited | 100% |
| 1 | Occupational Safety Management (NZ) Ltd | 100% |
| 1 | Peter Minturn (NZ) Goldsmith School | 100% |
| 1 | Solomon Group | 100% |
| 1 | Taranaki Educare | 100% |
| 1 | Trinity Methodist Theological College | 100% |
| 10 | Eastwest Coll of Intercultural Studies | 99% |
| 11 | Mr Barber Training Centre | 99% |
| 12 | Literacy Aotearoa | 98% |
| 13 | College of Law NZ | 98% |
| 14 | New Zealand College of Chiropractic | 98% |
| 15 | Tipu Ora | 97% |
| 16 | The College of Future Learning NZ Ltd | 97% |
| 17 | Ardmore Flying School | 97% |
| 18 | Pathways Bible and Mission College | 95% |
| 19 | Polyethnic Institute of Studies | 95% |
| 20 | Pacific Int Hotel Management School Ltd | 95% |
| 21 | The Sir Edmund Hillary Outdoor Pursuits | 95% |

| | | |
|---|---|------|
| 1 | Action Adventure | 100% |
| 1 | Advance Training Centres | 100% |
| 1 | Agribusiness Training Limited | 100% |
| 1 | Agriculture New Zealand | 100% |
| 1 | AIS St Helens | 100% |
| 1 | AMES Training and Resource Centre Ltd | 100% |
| 1 | AMS Group Training | 100% |
| 1 | Ardmore Flying School | 100% |
| 1 | College of Law NZ | 100% |
| 1 | Eastwest Coll of Intercultural Studies | 100% |
| 1 | EDENZ Colleges Ltd | 100% |
| 1 | Hungry Creek Art and Crafts School | 100% |
| 1 | International College of Camille | 100% |
| 1 | New Zealand College of Chinese Medicine | 100% |
| 1 | New Zealand Tertiary College Limited | 100% |
| 1 | New Zealand Training Centre | 100% |
| 1 | North Shore Language School | 100% |
| 1 | NZ College of Massage | 100% |
| 1 | NZ School of Outdoor Studies Limited | 100% |
| 1 | Pacific Int Hotel Management School Ltd | 100% |
| 1 | Peter Minturn (NZ) Goldsmith School | 100% |

| | | |
|----|---|------|
| 1 | Te Kura Motuhake o Te Ataarangi Inc | 100% |
| 2 | Manaakitanga Aotearoa Charitable Trust | 94% |
| 3 | Yoobee School of Design. | 80% |
| 4 | NZ School of Outdoor Studies Limited | 78% |
| 5 | New Zealand Career College Ltd | 68% |
| 6 | Whitecliffe College of Arts and Design | 68% |
| 7 | Hungry Creek Art and Crafts School | 67% |
| 7 | The Sir Edmund Hillary Outdoor Pursuits | 67% |
| 9 | Peter Minturn (NZ) Goldsmith School | 64% |
| 10 | Raffles College of Design and Commerce | 64% |
| 11 | Martin-Hautus | 63% |
| 12 | Pacific Training Institute (PTI) | 60% |
| 12 | The NZ School of Travel & Tourism | 60% |
| 14 | Te Wananga Takiura | 59% |
| 15 | Patricks School of Hairdressing Limited | 57% |
| 16 | The Learning Connexion Limited | 52% |
| 17 | Faith Bible College | 50% |
| 17 | Taranaki Educare | 50% |
| 19 | Excel Ministries - Performing Arts | 49% |
| 20 | Design and Arts College of NZ Ltd | 48% |
| 21 | Hair to Train | 45% |

| | | |
|----|--|------|
| 1 | Air New Zealand Aviation Institute | 100% |
| 1 | EDENZ Colleges Ltd | 100% |
| 1 | Manaakitanga Aotearoa Charitable Trust | 100% |
| 1 | New Zealand School of Radio Limited | 100% |
| 5 | NZ School of Outdoor Studies Limited | 98% |
| 6 | College of Law NZ | 98% |
| 7 | Corporate Academy Group | 97% |
| 8 | The Film School | 97% |
| 9 | Institute of Professional Legal Studies | 97% |
| 10 | Elliott Hairdressing Training Centre Ltd | 96% |
| 11 | Mr Barber Training Centre | 96% |
| 12 | Peter Minturn (NZ) Goldsmith School | 95% |
| 13 | New Zealand Training Centre | 95% |
| 14 | NZ Inst of Electrolysis & Beauty Therapy | 95% |
| 15 | New Zealand College of Chiropractic | 95% |
| 16 | Pathways Bible and Mission College | 93% |
| 17 | Ashton Warner Nanny Academy | 93% |
| 18 | Toi Whakaari: NZ Drama School | 93% |
| 19 | Travel Careers & Training Limited | 92% |
| 20 | Faith Bible College | 92% |
| 21 | Te Wananga Whare Tapere O Takitimu | 91% |

Please note that the associated effects of the earthquakes may have had an impact on 2011 student performance for TEOs with provision in Canterbury. The following organisations have notified the TEC of an impact or have main campuses in Canterbury: Air New Zealand Aviation Institute, Airways Training Centre, Aperfield Montessori Trust, ATC New Zealand, Avonmore Tertiary Institute, Community Colleges New Zealand Ltd, Design and Arts College of NZ Ltd, Ecumenical Board of Theological Studies, Gestalt Institute of NZ, Maata Waka Enterprises, Yoobee (Natcoll Design School), NZ College of Early Childhood Education, NZ Graduate School of Education Limited, NZ School of Food and Wine Ltd, New Zealand College of Chinese Medicine, New Zealand Skydiving School Ltd, Occupational Safety Management (NZ) Ltd, Plant & Food Research, Rangi Ruru Early Childhood College, Royal Business College Limited, Tectra Limited, The NZ School of Travel & Tourism, The National School of Aesthetics, Travel Careers & Training Limited.

Disclaimer: The results in this report are generated from data submitted by Tertiary Education Organisations. While efforts have been made to verify the information, the Tertiary Education Commission does not attest to the accuracy or completeness of the results.



Te Wananga Whare Tapere O Takitimu Organisation Type: Private Training Establishment

Year: 2011

Successful Completion of Courses

Completion of Qualifications

Student Progression to Higher Level Study

Students Retained in Study

This measure shows the proportion of courses in a given year that are successfully completed.

This measure shows the proportion of students in a given year who complete a qualification.

This measure shows the proportion of students in a given year who progress to study at a higher level after completing a qualification at levels 1 - 4.

This measure shows the proportion of students in a given year that complete a qualification or re-enrol at the same tertiary education organisation in the following year.

| | Median: | 86% |
|----|---|------------|
| 22 | Queenstown Resort College | 94% |
| 23 | Institute of Professional Legal Studies | 94% |
| 24 | Royal Business College Limited | 94% |
| 25 | Travel Careers & Training Limited | 93% |
| 26 | English Teaching College | 93% |
| 27 | Whitireia Performing Arts Company Ltd | 93% |
| 28 | New Zealand Training Centre | 93% |
| 29 | Alpha Training Centre | 93% |
| 30 | Waikato Institute for Leisure and Sport | 92% |
| 31 | Techtorium NZ Institute of IT Ltd | 92% |
| 32 | NZ Inst of Electrolysis & Beauty Therapy | 92% |
| 33 | National College of Security Personnel | 92% |
| 34 | Nelson Technical Institute Ltd | 92% |
| 35 | North Shore International Academy (NSIA) | 92% |
| 36 | Te Wananga Whare Tapere O Takitimu | 92% |
| 37 | New Zealand School of Radio Limited | 92% |
| 38 | Sir George Seymour College | 92% |
| 39 | Quantum Education Group QT Limited | 92% |
| 40 | Rangi Ruru Early Childhood College | 92% |
| 41 | The Hairdressing College | 92% |
| 42 | Evolution School of Holistic Therapies | 92% |

| | Median: | 80% |
|----|---|-------------|
| 1 | Royal Business College Limited | 100% |
| 1 | Solomon Group | 100% |
| 1 | Taranaki Educare | 100% |
| 1 | Te Wananga Whare Tapere O Takitimu | 100% |
| 1 | The College of Future Learning NZ Ltd | 100% |
| 1 | The Learning Connexion Limited | 100% |
| 1 | The Sir Edmund Hillary Outdoor Pursuits | 100% |
| 1 | Trinity Methodist Theological College | 100% |
| 1 | Whitecliffe College of Arts and Design | 100% |
| 31 | Good Shepherd College - Te Heparā Pai | 99% |
| 32 | New Zealand Skydiving School Ltd | 99% |
| 33 | Pacific Training Institute (PTI) | 98% |
| 34 | Elliott Hairdressing Training Centre Ltd | 98% |
| 35 | Manaakitanga Aotearoa Charitable Trust | 97% |
| 36 | Aromaflex Academy | 96% |
| 37 | Te Tari Puna Ora O Aotearoa/NZ Childcare | 95% |
| 38 | Sir George Seymour College | 95% |
| 39 | NZ Inst of Electrolysis & Beauty Therapy | 95% |
| 40 | South Pacific College of Natural Medicin | 95% |
| 41 | Institute of Professional Legal Studies | 95% |
| 42 | Mr Barber Training Centre | 94% |

| | Median: | 23% |
|----|---|-----|
| 22 | International Travel College of NZ | 45% |
| 23 | Ministry Training College Of Nz | 44% |
| 23 | New Zealand Tertiary College Limited | 44% |
| 25 | Action Adventure | 43% |
| 26 | Corporate Academy Group | 42% |
| 27 | Rapu Ki Rua Institute | 41% |
| 28 | New Zealand Management Academies | 40% |
| 29 | Palmerston North School of Design Ltd | 40% |
| 30 | The Cut Above Academy Limited | 40% |
| 31 | Ellipse Institute | 40% |
| 32 | Academy Group (NZ) Limited | 39% |
| 33 | Advance Training Centres | 39% |
| 34 | Alphacrucis Limited | 38% |
| 35 | New Zealand Welding School | 38% |
| 36 | Sir George Seymour College | 37% |
| 37 | Tipu Ora | 37% |
| 38 | ATC New Zealand | 37% |
| 39 | New Zealand College of Chinese Medicine | 37% |
| 40 | Metro Training Services (MTS) | 36% |
| 41 | Advanced Training Academy Limited | 35% |
| 41 | Computer Power (NZ) Ltd (Spherion) | 35% |

| | Median: | 75% |
|----|--|-----|
| 22 | NZ Institute of Education 2007 Limited | 91% |
| 23 | Land Based Training Limited | 90% |
| 24 | Alpha Training Centre | 90% |
| 25 | Te Tari Puna Ora O Aotearoa/NZ Childcare | 90% |
| 26 | Blueprint for Learning | 89% |
| 27 | South Seas Film & Television School Ltd | 89% |
| 28 | Construction Trade Training Unit | 89% |
| 29 | Sir George Seymour College | 89% |
| 30 | The Hairdressing College | 88% |
| 31 | Queenstown Resort College | 87% |
| 32 | Rangi Ruru Early Childhood College | 87% |
| 33 | Information Technology Training Inst. | 86% |
| 34 | New Zealand College of Chinese Medicine | 86% |
| 35 | Good Shepherd College - Te Heparā Pai | 86% |
| 36 | AIS St Helens | 86% |
| 37 | Ardmore Flying School | 85% |
| 38 | Porse ECE Training (NZ) Limited | 85% |
| 39 | Waikato Institute for Leisure and Sport | 85% |
| 40 | Bethlehem Institute Limited | 84% |
| 41 | Whitireia New Zealand Limited | 84% |
| 42 | Electec National College of Tech Ltd | 84% |

Please note that the associated effects of the earthquakes may have had an impact on 2011 student performance for TEOs with provision in Canterbury. The following organisations have notified the TEC of an impact or have main campuses in Canterbury: Air New Zealand Aviation Institute, Airways Training Centre, Aperfield Montessori Trust, ATC New Zealand, Avonmore Tertiary Institute, Community Colleges New Zealand Ltd, Design and Arts College of NZ Ltd, Ecumenical Board of Theological Studies, Gestalt Institute of NZ, Maata Waka Enterprises, Yoobee (Natcoll Design School), NZ College of Early Childhood Education, NZ Graduate School of Education Limited, NZ School of Food and Wine Ltd, New Zealand College of Chinese Medicine, New Zealand Skydiving School Ltd, Occupational Safety Management (NZ) Ltd, Plant & Food Research, Rangi Ruru Early Childhood College, Royal Business College Limited, Tectra Limited, The NZ School of Travel & Tourism, The National School of Aesthetics, Travel Careers & Training Limited.

Disclaimer: The results in this report are generated from data submitted by Tertiary Education Organisations. While efforts have been made to verify the information, the Tertiary Education Commission does not attest to the accuracy or completeness of the results.



Te Wananga Whare Tapere O Takitimu Organisation Type: Private Training Establishment

Year: 2011

Successful Completion of Courses

Completion of Qualifications

Student Progression to Higher Level Study

Students Retained in Study

This measure shows the proportion of courses in a given year that are successfully completed.

This measure shows the proportion of students in a given year who complete a qualification.

This measure shows the proportion of students in a given year who progress to study at a higher level after completing a qualification at levels 1 - 4.

This measure shows the proportion of students in a given year that complete a qualification or re-enrol at the same tertiary education organisation in the following year.

| | Median: | 86% |
|----|---|-----|
| 43 | Vineyard College | 91% |
| 44 | Hungry Creek Art and Crafts School | 91% |
| 45 | Te Wananga Takiura | 91% |
| 46 | Porse ECE Training (NZ) Limited | 91% |
| 47 | Animation College New Zealand Limited | 91% |
| 48 | Lifeway College | 91% |
| 49 | New Zealand College of Chinese Medicine | 91% |
| 50 | Bethlehem Institute Limited | 91% |
| 51 | New Zealand Tertiary College Limited | 91% |
| 52 | New Zealand Inst of Fashion Tech Ltd | 91% |
| 53 | The Film School | 90% |
| 54 | Taratahi Agricultural Training Centre | 90% |
| 55 | Carey Baptist College | 90% |
| 56 | Ag Challenge Limited | 90% |
| 57 | Good Shepherd College - Te Heparā Pai | 89% |
| 58 | Faith Bible College | 89% |
| 59 | People Potential Limited | 89% |
| 60 | Praxis | 89% |
| 61 | Te Ata Hou Trust | 89% |
| 62 | Air New Zealand Aviation Institute | 89% |
| 63 | Whitecliffe College of Arts and Design | 89% |

| | Median: | 80% |
|----|--|-----|
| 43 | Pathways Bible and Mission College | 94% |
| 44 | Evolution School of Holistic Therapies | 94% |
| 45 | Alpha Training Centre | 93% |
| 46 | The Film School | 93% |
| 47 | Carey Baptist College | 93% |
| 48 | Lifeway College | 92% |
| 49 | Wellpark College | 92% |
| 50 | The Hairdressing College | 91% |
| 51 | Porse ECE Training (NZ) Limited | 91% |
| 52 | Design and Arts College of NZ Ltd | 91% |
| 53 | The Cut Above Academy Limited | 91% |
| 54 | Whitireia New Zealand Limited | 91% |
| 55 | Praxis | 90% |
| 56 | Ashton Warner Nanny Academy | 90% |
| 57 | Mahurangi Technical Institute | 90% |
| 58 | NZ School of Acupuncture & TCM | 89% |
| 59 | Academy of Diving Trust | 89% |
| 60 | Faith Bible College | 89% |
| 61 | Information Technology Training Inst. | 88% |
| 62 | MSL Training Ltd | 88% |
| 63 | Ag Challenge Limited | 88% |

| | Median: | 23% |
|----|---|-----|
| 43 | Turanga Ararau | 34% |
| 44 | NZ College of Massage | 34% |
| 45 | Naturopathic College of New Zealand | 34% |
| 46 | The National School of Aesthetics | 33% |
| 47 | Te Kohanga Reo National Trust Board | 33% |
| 48 | Quantum Education Group ES Ltd | 33% |
| 48 | Workforce Development Limited | 33% |
| 50 | Servilles Academy Limited | 33% |
| 51 | Headquarters Hairdressing Academy Ltd | 32% |
| 52 | Information Technology Training Inst. | 32% |
| 53 | Academy of Diving Trust | 31% |
| 54 | MSL Training Ltd | 31% |
| 55 | Whitireia Performing Arts Company Ltd | 31% |
| 56 | Alphacrucis International College | 29% |
| 57 | Waikato Institute of Education | 29% |
| 58 | NZ Institute of Education 2007 Limited | 28% |
| 59 | PEI | 28% |
| 60 | Quantum Education Group Limited | 27% |
| 61 | BEST Pacific Institute of Education Ltd | 27% |
| 62 | Fairview Educational Services Limited | 27% |
| 63 | Adventure Education | 27% |

| | Median: | 75% |
|----|---|-----|
| 43 | Anamata PTE - Whakatane | 84% |
| 44 | Headquarters Hairdressing Academy Ltd | 83% |
| 44 | People Potential Limited | 83% |
| 44 | Solomon Group | 83% |
| 44 | Wellington Nannies College Limited | 83% |
| 48 | The National School of Aesthetics | 83% |
| 49 | National College of Security Personnel | 83% |
| 50 | Hungry Creek Art and Crafts School | 83% |
| 51 | NZ School of Acupuncture & TCM | 83% |
| 52 | Hair to Train | 82% |
| 53 | Mahurangi Technical Institute | 82% |
| 54 | Premier Hairdressing Academy | 82% |
| 55 | Taruna College | 81% |
| 56 | Pacific Int Hotel Management School Ltd | 81% |
| 57 | New Zealand Tertiary College Limited | 81% |
| 58 | Gestalt Institute of NZ | 81% |
| 59 | Ministry Training College Of Nz | 81% |
| 60 | EastBay Rural Education Activities Inc. | 80% |
| 60 | Tipu Ora | 80% |
| 60 | Vineyard College | 80% |
| 63 | Wellcare Education Limited | 80% |

Please note that the associated effects of the earthquakes may have had an impact on 2011 student performance for TEOs with provision in Canterbury. The following organisations have notified the TEC of an impact or have main campuses in Canterbury: Air New Zealand Aviation Institute, Airways Training Centre, Aperfield Montessori Trust, ATC New Zealand, Avonmore Tertiary Institute, Community Colleges New Zealand Ltd, Design and Arts College of NZ Ltd, Ecumenical Board of Theological Studies, Gestalt Institute of NZ, Maata Waka Enterprises, Yoobee (Natcoll Design School), NZ College of Early Childhood Education, NZ Graduate School of Education Limited, NZ School of Food and Wine Ltd, New Zealand College of Chinese Medicine, New Zealand Skydiving School Ltd, Occupational Safety Management (NZ) Ltd, Plant & Food Research, Rangi Ruru Early Childhood College, Royal Business College Limited, Tectra Limited, The NZ School of Travel & Tourism, The National School of Aesthetics, Travel Careers & Training Limited.

Disclaimer: The results in this report are generated from data submitted by Tertiary Education Organisations. While efforts have been made to verify the information, the Tertiary Education Commission does not attest to the accuracy or completeness of the results.



Te Wananga Whare Tapere O Takitimu Organisation Type: Private Training Establishment

Year: 2011

Successful Completion of Courses

Completion of Qualifications

Student Progression to Higher Level Study

Students Retained in Study

This measure shows the proportion of courses in a given year that are successfully completed.

This measure shows the proportion of students in a given year who complete a qualification.

This measure shows the proportion of students in a given year who progress to study at a higher level after completing a qualification at levels 1 - 4.

This measure shows the proportion of students in a given year that complete a qualification or re-enrol at the same tertiary education organisation in the following year.

| | Median: | 86% |
|----|--|-----|
| 64 | Quantum Education Group ES Ltd | 89% |
| 65 | AIS St Helens | 89% |
| 66 | Waikato School of Hairdressing Limited | 88% |
| 67 | Whitireia New Zealand Limited | 88% |
| 68 | Agriculture New Zealand | 88% |
| 69 | Servilles Academy Limited | 88% |
| 70 | MSL Training Ltd | 88% |
| 71 | Media Design School Limited | 88% |
| 72 | Toi Whakaari: NZ Drama School | 88% |
| 73 | Te Tari Puna Ora O Aotearoa/NZ Childcare | 88% |
| 74 | Academy of Diving Trust | 88% |
| 75 | HLC | 88% |
| 76 | EastBay Rural Education Activities Inc. | 88% |
| 77 | Ashton Warner Nanny Academy | 88% |
| 78 | Auckland City Training School | 88% |
| 79 | The Cut Above Academy Limited | 87% |
| 80 | South Seas Film & Television School Ltd | 87% |
| 81 | Martin-Hautus | 87% |
| 82 | Corporate Academy Group | 87% |
| 83 | NZ School of Acupuncture & TCM | 87% |
| 84 | Mahurangi Technical Institute | 87% |

| | Median: | 80% |
|----|---|-----|
| 64 | Ministry Training College Of Nz | 88% |
| 65 | Travel Careers & Training Limited | 88% |
| 66 | New Zealand Career College Ltd | 87% |
| 67 | New Zealand Management Academies | 87% |
| 68 | Hair to Train | 87% |
| 69 | English Teaching College | 87% |
| 70 | Blueprint for Learning | 86% |
| 71 | Quantum Education Group QT Limited | 86% |
| 72 | Vineyard College | 86% |
| 73 | Techtorium NZ Institute of IT Ltd | 86% |
| 74 | Excel Ministries - Performing Arts | 86% |
| 75 | Taratahi Agricultural Training Centre | 85% |
| 76 | People Potential Limited | 85% |
| 77 | Training For You Limited | 84% |
| 78 | Media Design School Limited | 84% |
| 79 | New Zealand School of Education Limited | 84% |
| 80 | Patricks School of Hairdressing Limited | 84% |
| 81 | Raffles College of Design and Commerce | 83% |
| 82 | Te Ata Hou Trust | 83% |
| 83 | EastBay Rural Education Activities Inc. | 83% |
| 84 | Bethlehem Institute Limited | 83% |

| | Median: | 23% |
|----|--|-----|
| 64 | New Zealand Institute of Sport | 25% |
| 65 | Carey Baptist College | 25% |
| 66 | New Zealand Inst of Fashion Tech Ltd | 25% |
| 67 | Onsite Education | 25% |
| 68 | Auckland City Training School | 25% |
| 69 | The Hairdressing College | 23% |
| 70 | EastBay Rural Education Activities Inc. | 23% |
| 71 | English Teaching College | 23% |
| 72 | Quantum Education Group QT Limited | 23% |
| 73 | Te Roopu A Iwi o Te Arawa | 22% |
| 74 | Solomon Group | 20% |
| 75 | DAS International Academy | 19% |
| 76 | EDENZ Colleges Ltd | 19% |
| 76 | Mara Marketing Limited | 19% |
| 78 | Taratahi Agricultural Training Centre | 18% |
| 79 | The Hairdressing Academy & Col of Beauty | 18% |
| 80 | Crown Institute of Studies | 18% |
| 81 | Waikato School of Hairdressing Limited | 18% |
| 82 | North Shore International Academy (NSIA) | 18% |
| 83 | Agriculture New Zealand | 18% |
| 84 | Tectra Limited | 17% |

| | Median: | 75% |
|----|---|-----|
| 64 | Samala Robinson Academy Ltd | 80% |
| 65 | Excel Ministries - Performing Arts | 80% |
| 66 | AMES Training and Resource Centre Ltd | 80% |
| 67 | The Cut Above Academy Limited | 79% |
| 68 | Servilles Academy Limited | 79% |
| 69 | Elite Int School Of Beauty Therapy | 79% |
| 70 | Yoobee School of Design. | 79% |
| 71 | International Pacific College NZ | 79% |
| 72 | Animation College New Zealand Limited | 79% |
| 73 | Media Design School Limited | 78% |
| 74 | New Zealand Career College Ltd | 78% |
| 75 | Lifeway College | 78% |
| 76 | Action Adventure | 78% |
| 77 | Royal Business College Limited | 77% |
| 78 | Te Wananga Takiura | 77% |
| 79 | Whitecliffe College of Arts and Design | 77% |
| 80 | BEST Pacific Institute of Education Ltd | 77% |
| 81 | Alphacrucis International College | 76% |
| 82 | The Sir Edmund Hillary Outdoor Pursuits | 76% |
| 83 | Academy of Diving Trust | 76% |
| 84 | Techtorium NZ Institute of IT Ltd | 76% |

Please note that the associated effects of the earthquakes may have had an impact on 2011 student performance for TEOs with provision in Canterbury. The following organisations have notified the TEC of an impact or have main campuses in Canterbury: Air New Zealand Aviation Institute, Airways Training Centre, Aperfield Montessori Trust, ATC New Zealand, Avonmore Tertiary Institute, Community Colleges New Zealand Ltd, Design and Arts College of NZ Ltd, Ecumenical Board of Theological Studies, Gestalt Institute of NZ, Maata Waka Enterprises, Yoobee (Natcoll Design School), NZ College of Early Childhood Education, NZ Graduate School of Education Limited, NZ School of Food and Wine Ltd, New Zealand College of Chinese Medicine, New Zealand Skydiving School Ltd, Occupational Safety Management (NZ) Ltd, Plant & Food Research, Rangi Ruru Early Childhood College, Royal Business College Limited, Tectra Limited, The NZ School of Travel & Tourism, The National School of Aesthetics, Travel Careers & Training Limited.

Disclaimer: The results in this report are generated from data submitted by Tertiary Education Organisations. While efforts have been made to verify the information, the Tertiary Education Commission does not attest to the accuracy or completeness of the results.



Te Wananga Whare Tapere O Takitimu Organisation Type: Private Training Establishment

Year: 2011

Successful Completion of Courses

Completion of Qualifications

Student Progression to Higher Level Study

Students Retained in Study

This measure shows the proportion of courses in a given year that are successfully completed.

This measure shows the proportion of students in a given year who complete a qualification.

This measure shows the proportion of students in a given year who progress to study at a higher level after completing a qualification at levels 1 - 4.

This measure shows the proportion of students in a given year that complete a qualification or re-enrol at the same tertiary education organisation in the following year.

| | Median: | 86% |
|-----|---------------------------------------|-----|
| 85 | International College of Camille | 87% |
| 86 | Land Based Training Limited | 86% |
| 87 | Blueprint for Learning | 86% |
| 88 | Ministry Training College Of Nz | 86% |
| 89 | Pacific Training Institute (PTI) | 86% |
| 90 | AMS Group Training | 86% |
| 91 | Anamata PTE - Whakatane | 86% |
| 92 | Airways Training Centre | 86% |
| 93 | Waikato Institute of Education | 86% |
| 94 | Laidlaw College Incorporated | 86% |
| 95 | Advance Training Centres | 85% |
| 96 | International Travel College of NZ | 85% |
| 97 | Excel Ministries - Performing Arts | 85% |
| 98 | Wellington Nannies College Limited | 85% |
| 99 | Action Adventure | 85% |
| 100 | New Zealand Institute of Sport | 84% |
| 101 | Information Technology Training Inst. | 84% |
| 102 | New Zealand Career College Ltd | 84% |
| 103 | Premier Hairdressing Academy | 83% |
| 104 | Wellpark College | 82% |
| 105 | CPS Training | 82% |

| | Median: | 80% |
|-----|---|-----|
| 85 | Academy Group (NZ) Limited | 83% |
| 86 | Premier Hairdressing Academy | 83% |
| 87 | DAS International Academy | 83% |
| 88 | Quantum Education Group Limited | 82% |
| 89 | Wellcare Education Limited | 82% |
| 90 | Corporate Academy Group | 81% |
| 91 | Wellington Nannies College Limited | 81% |
| 92 | Palmerston North School of Design Ltd | 81% |
| 93 | The National School of Aesthetics | 81% |
| 94 | Yoobee School of Design. | 80% |
| 95 | Servilles Academy Limited | 80% |
| 96 | South Seas Film & Television School Ltd | 80% |
| 97 | NZ College of Early Childhood Education | 80% |
| 98 | Community Colleges New Zealand Ltd | 79% |
| 99 | Samala Robinson Academy Ltd | 79% |
| 100 | Waikato Institute of Education | 79% |
| 101 | Land Based Training Limited | 79% |
| 102 | Auckland City Training School | 79% |
| 103 | National College of Security Personnel | 79% |
| 104 | Waikato Institute for Leisure and Sport | 79% |
| 105 | NZ Institute of Education 2007 Limited | 79% |

| | Median: | 23% |
|-----|--|-----|
| 85 | Avonmore Tertiary Institute | 17% |
| 86 | Electec National College of Tech Ltd | 17% |
| 87 | Whitireia New Zealand Limited | 16% |
| 88 | The Professional Bar & Restaurant School | 15% |
| 89 | Land Based Training Limited | 14% |
| 90 | School of Business Ltd | 14% |
| 91 | Ashton Warner Nanny Academy | 13% |
| 92 | Aronui Technical Training Centre | 12% |
| 93 | Travel Careers & Training Limited | 12% |
| 94 | Polyethnic Institute of Studies | 12% |
| 95 | Porse ECE Training (NZ) Limited | 12% |
| 96 | Aromaflex Academy | 11% |
| 97 | Agribusiness Training Limited | 11% |
| 98 | Blueprint for Learning | 10% |
| 99 | Samala Robinson Academy Ltd | 10% |
| 100 | Vineyard College | 10% |
| 101 | ALS St Helens | 10% |
| 101 | HLC | 10% |
| 101 | Lotus Holistic Centre | 10% |
| 101 | Taruna College | 10% |
| 101 | Training For You Limited | 10% |

| | Median: | 75% |
|-----|---|-----|
| 85 | Advanced Training Academy Limited | 76% |
| 85 | The College of Future Learning NZ Ltd | 76% |
| 87 | International College of Camille | 76% |
| 88 | Agriculture New Zealand | 75% |
| 89 | Carey Baptist College | 75% |
| 90 | New Zealand Inst of Fashion Tech Ltd | 75% |
| 91 | Auckland Hotel & Chefs Training School | 75% |
| 92 | MSL Training Ltd | 75% |
| 93 | Pacific Training Institute (PTI) | 75% |
| 93 | Turanga Ararau | 75% |
| 95 | Aronui Technical Training Centre | 75% |
| 96 | Te Ata Hou Trust | 74% |
| 97 | HLC | 74% |
| 98 | NZ Graduate School of Education Limited | 74% |
| 99 | Training For You Limited | 74% |
| 100 | DAS International Academy | 74% |
| 101 | Waikato School of Hairdressing Limited | 73% |
| 102 | New Zealand Management Academies | 73% |
| 103 | Academy Group (NZ) Limited | 73% |
| 104 | Ellipse Institute | 73% |
| 105 | Praxis | 72% |

Please note that the associated effects of the earthquakes may have had an impact on 2011 student performance for TEOs with provision in Canterbury. The following organisations have notified the TEC of an impact or have main campuses in Canterbury: Air New Zealand Aviation Institute, Airways Training Centre, Aperfield Montessori Trust, ATC New Zealand, Avonmore Tertiary Institute, Community Colleges New Zealand Ltd, Design and Arts College of NZ Ltd, Ecumenical Board of Theological Studies, Gestalt Institute of NZ, Maata Waka Enterprises, Yoobee (Natcoll Design School), NZ College of Early Childhood Education, NZ Graduate School of Education Limited, NZ School of Food and Wine Ltd, New Zealand College of Chinese Medicine, New Zealand Skydiving School Ltd, Occupational Safety Management (NZ) Ltd, Plant & Food Research, Rangi Ruru Early Childhood College, Royal Business College Limited, Tectra Limited, The NZ School of Travel & Tourism, The National School of Aesthetics, Travel Careers & Training Limited.

Disclaimer: The results in this report are generated from data submitted by Tertiary Education Organisations. While efforts have been made to verify the information, the Tertiary Education Commission does not attest to the accuracy or completeness of the results.



Te Wananga Whare Tapere O Takitimu Organisation Type: Private Training Establishment

Year: 2011

Successful Completion of Courses

Completion of Qualifications

Student Progression to Higher Level Study

Students Retained in Study

This measure shows the proportion of courses in a given year that are successfully completed.

This measure shows the proportion of students in a given year who complete a qualification.

This measure shows the proportion of students in a given year who progress to study at a higher level after completing a qualification at levels 1 - 4.

This measure shows the proportion of students in a given year that complete a qualification or re-enrol at the same tertiary education organisation in the following year.

| | Median: | 86% |
|-----|--|-----|
| 106 | NZ College of Early Childhood Education | 82% |
| 107 | Aperfield Montessori Trust | 82% |
| 108 | Quantum Education Group Limited | 82% |
| 109 | International Pacific College NZ | 82% |
| 110 | The Learning Connexion Limited | 81% |
| 111 | Yoobee School of Design. | 81% |
| 112 | New Zealand Skydiving School Ltd | 81% |
| 113 | New Zealand Management Academies | 81% |
| 114 | Metro Training Services (MTS) | 81% |
| 115 | BEST Pacific Institute of Education Ltd | 80% |
| 116 | Samala Robinson Academy Ltd | 80% |
| 117 | Catholic Institute of Aotearoa NZ | 80% |
| 118 | AMES Training and Resource Centre Ltd | 80% |
| 119 | Elite Int School Of Beauty Therapy | 80% |
| 120 | NZ Graduate School of Education Limited | 80% |
| 121 | Palmerston North School of Design Ltd | 80% |
| 122 | Gestalt Institute of NZ | 79% |
| 123 | The National School of Aesthetics | 79% |
| 124 | Academy Group (NZ) Limited | 79% |
| 125 | South Pacific College of Natural Medicin | 79% |
| 126 | Auckland Hotel & Chefs Training School | 79% |

| | Median: | 80% |
|-----|--|-----|
| 106 | Toi Whakaari: NZ Drama School | 79% |
| 107 | Tipu Ora | 78% |
| 108 | Waikato School of Hairdressing Limited | 78% |
| 109 | HLC | 78% |
| 110 | SAE Institute | 78% |
| 111 | Headquarters Hairdressing Academy Ltd | 77% |
| 112 | New Zealand Institute of Sport | 77% |
| 113 | CPS Training | 77% |
| 114 | The Professional Bar & Restaurant School | 77% |
| 115 | Gestalt Institute of NZ | 77% |
| 116 | Auckland Hotel & Chefs Training School | 77% |
| 117 | NZ Graduate School of Education Limited | 77% |
| 118 | Laidlaw College Incorporated | 76% |
| 119 | Taruna College | 76% |
| 120 | New Zealand Inst of Fashion Tech Ltd | 76% |
| 121 | Rangi Ruru Early Childhood College | 76% |
| 122 | Queenstown Resort College | 75% |
| 123 | Adventure Education | 75% |
| 124 | Rapu Ki Rua Institute | 74% |
| 125 | International Travel College of NZ | 74% |
| 126 | Elite Int School Of Beauty Therapy | 74% |

| | Median: | 23% |
|-----|--|-----|
| 106 | Auckland Hotel & Chefs Training School | 10% |
| 107 | Stotts Correspondence Education Ltd | 10% |
| 108 | Nelson Technical Institute Ltd | 9% |
| 109 | Wellington Nannies College Limited | 9% |
| 110 | National College of Security Personnel | 8% |
| 110 | Target Education | 8% |
| 112 | Elite Int School Of Beauty Therapy | 8% |
| 112 | Elliott Hairdressing Training Centre Ltd | 8% |
| 114 | Air New Zealand Aviation Institute | 8% |
| 115 | AMS Group Training | 8% |
| 115 | Community Colleges New Zealand Ltd | 8% |
| 117 | Waikato Institute for Leisure and Sport | 7% |
| 118 | Ag Challenge Limited | 7% |
| 118 | NZ School of Food and Wine Ltd | 7% |
| 120 | Praxis | 6% |
| 121 | International College of Camille | 6% |
| 122 | Premier Hairdressing Academy | 6% |
| 123 | Trade Education Limited | 6% |
| 124 | People Potential Limited | 5% |
| 125 | New Zealand School of Radio Limited | 4% |
| 126 | Netcor Campus (NZ Education & Tourism) | 3% |

| | Median: | 75% |
|-----|---|-----|
| 106 | Eastwest Coll of Intercultural Studies | 72% |
| 107 | Wellpark College | 72% |
| 108 | New Zealand Institute of Sport | 72% |
| 109 | Avonmore Tertiary Institute | 72% |
| 110 | Auckland City Training School | 70% |
| 111 | Quantum Education Group QT Limited | 70% |
| 112 | Airways Training Centre | 70% |
| 113 | Martin-Hautus | 70% |
| 114 | Palmerston North School of Design Ltd | 70% |
| 115 | Trade Education Limited | 69% |
| 116 | Netcor Campus (NZ Education & Tourism) | 69% |
| 117 | Design and Arts College of NZ Ltd | 68% |
| 118 | G & H Training | 68% |
| 119 | Laidlaw College Incorporated | 68% |
| 120 | New Zealand Welding School | 67% |
| 121 | International Travel College of NZ | 67% |
| 122 | Waikato Institute of Education | 67% |
| 123 | Advance Training Centres | 67% |
| 123 | East Auckland Performing Arts Limited | 67% |
| 125 | Raffles College of Design and Commerce | 66% |
| 126 | NZ College of Early Childhood Education | 66% |

Please note that the associated effects of the earthquakes may have had an impact on 2011 student performance for TEOs with provision in Canterbury. The following organisations have notified the TEC of an impact or have main campuses in Canterbury: Air New Zealand Aviation Institute, Airways Training Centre, Aperfield Montessori Trust, ATC New Zealand, Avonmore Tertiary Institute, Community Colleges New Zealand Ltd, Design and Arts College of NZ Ltd, Ecumenical Board of Theological Studies, Gestalt Institute of NZ, Maata Waka Enterprises, Yoobee (Natcoll Design School), NZ College of Early Childhood Education, NZ Graduate School of Education Limited, NZ School of Food and Wine Ltd, New Zealand College of Chinese Medicine, New Zealand Skydiving School Ltd, Occupational Safety Management (NZ) Ltd, Plant & Food Research, Rangi Ruru Early Childhood College, Royal Business College Limited, Tectra Limited, The NZ School of Travel & Tourism, The National School of Aesthetics, Travel Careers & Training Limited.

Disclaimer: The results in this report are generated from data submitted by Tertiary Education Organisations. While efforts have been made to verify the information, the Tertiary Education Commission does not attest to the accuracy or completeness of the results.



Te Wananga Whare Tapere O Takitimu Organisation Type: Private Training Establishment Year: 2011

Successful Completion of Courses

Completion of Qualifications

Student Progression to Higher Level Study

Students Retained in Study

This measure shows the proportion of courses in a given year that are successfully completed.

This measure shows the proportion of students in a given year who complete a qualification.

This measure shows the proportion of students in a given year who progress to study at a higher level after completing a qualification at levels 1 - 4.

This measure shows the proportion of students in a given year that complete a qualification or re-enrol at the same tertiary education organisation in the following year.

| | Median: | 86% |
|-----|--|-----|
| 127 | Lotus Holistic Centre | 78% |
| 128 | Rapu Ki Rua Institute | 78% |
| 129 | Construction Trade Training Unit | 78% |
| 130 | Agribusiness Training Limited | 78% |
| 131 | SAE Institute | 78% |
| 132 | Maata Waka Enterprises | 78% |
| 133 | Bay of Plenty College of Homeopathy Ltd | 78% |
| 134 | Trade Education Limited | 77% |
| 135 | Success Maker Education Centre | 77% |
| 136 | New Zealand Playcentre Federation Inc | 77% |
| 137 | Raffles College of Design and Commerce | 77% |
| 138 | New Zealand Welding School | 77% |
| 139 | The Professional Bar & Restaurant School | 76% |
| 140 | NZ College of Massage | 76% |
| 141 | Community Colleges New Zealand Ltd | 76% |
| 142 | Hair to Train | 75% |
| 143 | DAS International Academy | 75% |
| 144 | New Zealand School of Education Limited | 75% |
| 145 | Patricks School of Hairdressing Limited | 75% |
| 146 | Crown Institute of Studies | 74% |
| 147 | Design and Arts College of NZ Ltd | 74% |

| | Median: | 80% |
|-----|--|-----|
| 127 | Nelson Technical Institute Ltd | 73% |
| 128 | Anamata PTE - Whakatane | 72% |
| 129 | Onsite Education | 72% |
| 130 | Whitireia Performing Arts Company Ltd | 71% |
| 131 | Quantum Education Group ES Ltd | 71% |
| 132 | Te Wananga Takiura | 71% |
| 133 | Avonmore Tertiary Institute | 70% |
| 134 | The Hairdressing Academy & Col of Beauty | 70% |
| 135 | Trade Education Limited | 70% |
| 136 | G & H Training | 69% |
| 137 | BEST Pacific Institute of Education Ltd | 69% |
| 138 | Electec National College of Tech Ltd | 69% |
| 139 | ATC New Zealand | 68% |
| 140 | New Zealand Welding School | 68% |
| 141 | Turanga Ararau | 68% |
| 142 | Tectra Limited | 68% |
| 143 | Metro Training Services (MTS) | 67% |
| 144 | Ellipse Institute | 66% |
| 145 | School of Business Ltd | 66% |
| 146 | Advanced Training Academy Limited | 66% |
| 147 | Martin-Hautus | 65% |

| | Median: | 23% |
|-----|--|-----|
| 127 | G & H Training | 3% |
| 128 | Wellcare Education Limited | 2% |
| 129 | Mahurangi Technical Institute | 2% |
| 130 | Alpha Training Centre | 0% |
| 130 | Anamata PTE - Whakatane | 0% |
| 130 | Construction Trade Training Unit | 0% |
| 130 | Laidlaw College Incorporated | 0% |
| 130 | Lifeway College | 0% |
| 130 | Mr Barber Training Centre | 0% |
| 130 | NZ Inst of Electrolysis & Beauty Therapy | 0% |
| 130 | Occupational Safety Management (NZ) Ltd | 0% |
| 130 | Success Maker Education Centre | 0% |
| 130 | TAFE | 0% |
| 130 | Te Ata Hou Trust | 0% |
| 130 | The College of Future Learning NZ Ltd | 0% |

| | Median: | 75% |
|-----|--|-----|
| 127 | ATC New Zealand | 66% |
| 128 | Rapu Ki Rua Institute | 65% |
| 129 | Community Colleges New Zealand Ltd | 65% |
| 130 | Quantum Education Group Limited | 65% |
| 131 | The Learning Connexion Limited | 65% |
| 132 | SAE Institute | 65% |
| 133 | CPS Training | 64% |
| 134 | Ag Challenge Limited | 64% |
| 135 | Lotus Holistic Centre | 64% |
| 136 | Maata Waka Enterprises | 64% |
| 136 | Patricks School of Hairdressing Limited | 64% |
| 138 | NZ College of Massage | 63% |
| 139 | New Zealand School of Education Limited | 63% |
| 140 | Quantum Education Group ES Ltd | 63% |
| 141 | Workforce Development Limited | 62% |
| 142 | Te Kohanga Reo National Trust Board | 62% |
| 143 | North Shore International Academy (NSIA) | 61% |
| 144 | Whitireia Performing Arts Company Ltd | 61% |
| 145 | The Hairdressing Academy & Col of Beauty | 60% |
| 146 | Fairview Educational Services Limited | 60% |
| 146 | School of Business Ltd | 60% |

Please note that the associated effects of the earthquakes may have had an impact on 2011 student performance for TEOs with provision in Canterbury. The following organisations have notified the TEC of an impact or have main campuses in Canterbury: Air New Zealand Aviation Institute, Airways Training Centre, Aperfield Montessori Trust, ATC New Zealand, Avonmore Tertiary Institute, Community Colleges New Zealand Ltd, Design and Arts College of NZ Ltd, Ecumenical Board of Theological Studies, Gestalt Institute of NZ, Maata Waka Enterprises, Yoobee (Natcoll Design School), NZ College of Early Childhood Education, NZ Graduate School of Education Limited, NZ School of Food and Wine Ltd, New Zealand College of Chinese Medicine, New Zealand Skydiving School Ltd, Occupational Safety Management (NZ) Ltd, Plant & Food Research, Rangi Ruru Early Childhood College, Royal Business College Limited, Tectra Limited, The NZ School of Travel & Tourism, The National School of Aesthetics, Travel Careers & Training Limited.

Disclaimer: The results in this report are generated from data submitted by Tertiary Education Organisations. While efforts have been made to verify the information, the Tertiary Education Commission does not attest to the accuracy or completeness of the results.



Te Wananga Whare Tapere O Takitimu Organisation Type: Private Training Establishment Year: 2011

Successful Completion of Courses

Completion of Qualifications

Student Progression to Higher Level Study

Students Retained in Study

This measure shows the proportion of courses in a given year that are successfully completed.

This measure shows the proportion of students in a given year who complete a qualification.

This measure shows the proportion of students in a given year who progress to study at a higher level after completing a qualification at levels 1 - 4.

This measure shows the proportion of students in a given year that complete a qualification or re-enrol at the same tertiary education organisation in the following year.

| | Median: | 86% |
|-----|--|-----|
| 148 | Aromaflex Academy | 74% |
| 149 | ATC New Zealand | 74% |
| 150 | NZ Institute of Education 2007 Limited | 74% |
| 151 | Turanga Ararau | 74% |
| 152 | G & H Training | 73% |
| 153 | Taruna College | 73% |
| 154 | Target Education | 73% |
| 155 | Workforce Development Limited | 73% |
| 156 | Fairview Educational Services Limited | 73% |
| 157 | Stotts Correspondence Education Ltd | 73% |
| 158 | Alphacrucis International College | 73% |
| 159 | Te Roopu A Iwi o Te Arawa | 72% |
| 160 | Ecumenical Board of Theological Studies | 72% |
| 161 | East Auckland Performing Arts Limited | 72% |
| 162 | Wellcare Education Limited | 72% |
| 163 | Tectra Limited | 71% |
| 164 | Advanced Training Academy Limited | 71% |
| 165 | School of Business Ltd | 71% |
| 166 | Ellipse Institute | 71% |
| 167 | Netcor Campus (NZ Education & Tourism) | 70% |
| 168 | Elliott Hairdressing Training Centre Ltd | 70% |

| | Median: | 80% |
|-----|--|-----|
| 148 | Occupational Safety Management (NZ) Ltd | 65% |
| 149 | Fairview Educational Services Limited | 64% |
| 150 | Sue's Computer Training Company | 64% |
| 151 | Stotts Correspondence Education Ltd | 63% |
| 152 | North Shore International Academy (NSIA) | 63% |
| 153 | Crown Institute of Studies | 62% |
| 154 | Alphacrucis International College | 60% |
| 155 | Netcor Campus (NZ Education & Tourism) | 60% |
| 156 | Air New Zealand Aviation Institute | 59% |
| 157 | Te Kura Motuhake o Te Ataarangi Inc | 59% |
| 158 | Bay of Plenty College of Homeopathy Ltd | 59% |
| 159 | Te Roopu A Iwi o Te Arawa | 58% |
| 160 | Airways Training Centre | 57% |
| 161 | International Pacific College NZ | 57% |
| 162 | Workforce Development Limited | 56% |
| 163 | Lotus Holistic Centre | 53% |
| 164 | Computer Power (NZ) Ltd (Spherion) | 53% |
| 165 | Naturopathic College of New Zealand | 52% |
| 166 | Catholic Institute of Aotearoa NZ | 51% |
| 167 | Te Kohanga Reo National Trust Board | 50% |
| 168 | Construction Trade Training Unit | 50% |

| | Median: | 23% |
|-----|--|-----|
| 148 | Stotts Correspondence Education Ltd | 59% |
| 149 | NZ School of Food and Wine Ltd | 59% |
| 150 | Polyethnic Institute of Studies | 59% |
| 151 | Bay of Plenty College of Homeopathy Ltd | 58% |
| 152 | Success Maker Education Centre | 57% |
| 152 | Trinity Methodist Theological College | 57% |
| 154 | Adventure Education | 57% |
| 155 | English Teaching College | 57% |
| 156 | Sue's Computer Training Company | 56% |
| 157 | Te Roopu A Iwi o Te Arawa | 56% |
| 158 | Taratahi Agricultural Training Centre | 56% |
| 159 | Te Kura Motuhake o Te Ataarangi Inc | 56% |
| 160 | New Zealand Skydiving School Ltd | 55% |
| 161 | Mara Marketing Limited | 55% |
| 162 | The Professional Bar & Restaurant School | 55% |
| 163 | Metro Training Services (MTS) | 54% |
| 164 | Ecumenical Board of Theological Studies | 52% |
| 165 | Computer Power (NZ) Ltd (Spherion) | 52% |
| 166 | Crown Institute of Studies | 51% |
| 167 | Te Whare Wananga O Te Pihopatanga | 51% |
| 168 | Agribusiness Training Limited | 50% |

| | Median: | 75% |
|-----|--|-----|
| 148 | Stotts Correspondence Education Ltd | 59% |
| 149 | NZ School of Food and Wine Ltd | 59% |
| 150 | Polyethnic Institute of Studies | 59% |
| 151 | Bay of Plenty College of Homeopathy Ltd | 58% |
| 152 | Success Maker Education Centre | 57% |
| 152 | Trinity Methodist Theological College | 57% |
| 154 | Adventure Education | 57% |
| 155 | English Teaching College | 57% |
| 156 | Sue's Computer Training Company | 56% |
| 157 | Te Roopu A Iwi o Te Arawa | 56% |
| 158 | Taratahi Agricultural Training Centre | 56% |
| 159 | Te Kura Motuhake o Te Ataarangi Inc | 56% |
| 160 | New Zealand Skydiving School Ltd | 55% |
| 161 | Mara Marketing Limited | 55% |
| 162 | The Professional Bar & Restaurant School | 55% |
| 163 | Metro Training Services (MTS) | 54% |
| 164 | Ecumenical Board of Theological Studies | 52% |
| 165 | Computer Power (NZ) Ltd (Spherion) | 52% |
| 166 | Crown Institute of Studies | 51% |
| 167 | Te Whare Wananga O Te Pihopatanga | 51% |
| 168 | Agribusiness Training Limited | 50% |

Please note that the associated effects of the earthquakes may have had an impact on 2011 student performance for TEOs with provision in Canterbury. The following organisations have notified the TEC of an impact or have main campuses in Canterbury: Air New Zealand Aviation Institute, Airways Training Centre, Aperfield Montessori Trust, ATC New Zealand, Avonmore Tertiary Institute, Community Colleges New Zealand Ltd, Design and Arts College of NZ Ltd, Ecumenical Board of Theological Studies, Gestalt Institute of NZ, Maata Waka Enterprises, Yoobee (Natcoll Design School), NZ College of Early Childhood Education, NZ Graduate School of Education Limited, NZ School of Food and Wine Ltd, New Zealand College of Chinese Medicine, New Zealand Skydiving School Ltd, Occupational Safety Management (NZ) Ltd, Plant & Food Research, Rangi Ruru Early Childhood College, Royal Business College Limited, Tectra Limited, The NZ School of Travel & Tourism, The National School of Aesthetics, Travel Careers & Training Limited.

Disclaimer: The results in this report are generated from data submitted by Tertiary Education Organisations. While efforts have been made to verify the information, the Tertiary Education Commission does not attest to the accuracy or completeness of the results.



Te Wananga Whare Tapere O Takitimu Organisation Type: Private Training Establishment

Year: 2011



Successful Completion of Courses

This measure shows the proportion of courses in a given year that are successfully completed.

Median: 86%

| | | |
|-----|--|-----|
| 169 | Onsite Education | 70% |
| 170 | Avonmore Tertiary Institute | 69% |
| 171 | Naturopathic College of New Zealand | 69% |
| 172 | The Hairdressing Academy & Col of Beauty | 69% |
| 173 | Te Kohanga Reo National Trust Board | 69% |
| 174 | Adventure Education | 68% |
| 175 | Headquarters Hairdressing Academy Ltd | 68% |
| 176 | Te Kura Motuhake o Te Ataarangi Inc | 68% |
| 177 | Mara Marketing Limited | 67% |
| 178 | Computer Power (NZ) Ltd (Spherion) | 66% |
| 179 | Sue's Computer Training Company | 66% |
| 180 | Training For You Limited | 66% |
| 181 | PEI | 60% |
| 182 | Te Whare Wananga O Te Pihopatanga | 60% |
| 183 | Alphacrucis Limited | 59% |
| 184 | The NZ School of Travel & Tourism | 58% |
| 185 | Aronui Technical Training Centre | 53% |
| 186 | NZ School of Food and Wine Ltd | 48% |
| 187 | Electec National College of Tech Ltd | 15% |



Completion of Qualifications

This measure shows the proportion of students in a given year who complete a qualification.

Median: 80%

| | | |
|-----|---|-----|
| 169 | Aperfield Montessori Trust | 49% |
| 170 | Polyethnic Institute of Studies | 49% |
| 171 | Success Maker Education Centre | 47% |
| 172 | The NZ School of Travel & Tourism | 47% |
| 173 | Aronui Technical Training Centre | 46% |
| 174 | Mara Marketing Limited | 44% |
| 175 | NZ School of Food and Wine Ltd | 42% |
| 176 | Maata Waka Enterprises | 40% |
| 177 | PEI | 37% |
| 178 | New Zealand College of Chiropractic | 36% |
| 179 | Alphacrucis Limited | 34% |
| 180 | Target Education | 32% |
| 181 | Literacy Aotearoa | 32% |
| 182 | Ecumenical Board of Theological Studies | 29% |
| 183 | Animation College New Zealand Limited | 21% |
| 184 | East Auckland Performing Arts Limited | 17% |
| 185 | Te Whare Wananga O Te Pihopatanga | 12% |
| 186 | New Zealand Playcentre Federation Inc | 1% |



Student Progression to Higher Level Study

This measure shows the proportion of students in a given year who progress to study at a higher level after completing a qualification at levels 1 - 4.

Median: 23%



Students Retained in Study

This measure shows the proportion of students in a given year that complete a qualification or re-enrol at the same tertiary education organisation in the following year.

Median: 75%

| | | |
|-----|--|-----|
| 169 | Aromaflex Academy | 49% |
| 170 | Target Education | 49% |
| 171 | Tectra Limited | 48% |
| 172 | Onsite Education | 48% |
| 173 | South Pacific College of Natural Medicin | 46% |
| 174 | Catholic Institute of Aotearoa NZ | 46% |
| 175 | Alphacrucis Limited | 45% |
| 176 | Aperfield Montessori Trust | 44% |
| 177 | Taranaki Educare | 42% |
| 178 | Nelson Technical Institute Ltd | 39% |
| 179 | Naturopathic College of New Zealand | 39% |
| 180 | AMS Group Training | 38% |
| 181 | The NZ School of Travel & Tourism | 32% |
| 182 | PEI | 31% |
| 183 | Occupational Safety Management (NZ) Ltd | 24% |
| 184 | Literacy Aotearoa | 22% |
| 185 | New Zealand Playcentre Federation Inc | 21% |

Please note that the associated effects of the earthquakes may have had an impact on 2011 student performance for TEOs with provision in Canterbury. The following organisations have notified the TEC of an impact or have main campuses in Canterbury: Air New Zealand Aviation Institute, Airways Training Centre, Aperfield Montessori Trust, ATC New Zealand, Avonmore Tertiary Institute, Community Colleges New Zealand Ltd, Design and Arts College of NZ Ltd, Ecumenical Board of Theological Studies, Gestalt Institute of NZ, Maata Waka Enterprises, Yoobee (Natcoll Design School), NZ College of Early Childhood Education, NZ Graduate School of Education Limited, NZ School of Food and Wine Ltd, New Zealand College of Chinese Medicine, New Zealand Skydiving School Ltd, Occupational Safety Management (NZ) Ltd, Plant & Food Research, Rangi Ruru Early Childhood College, Royal Business College Limited, Tectra Limited, The NZ School of Travel & Tourism, The National School of Aesthetics, Travel Careers & Training Limited.

Disclaimer: The results in this report are generated from data submitted by Tertiary Education Organisations. While efforts have been made to verify the information, the Tertiary Education Commission does not attest to the accuracy or completeness of the results.