



The University sector

Year: 2010



Successful Completion of Courses

Level 1-2	* %
Level 3-4	70%
Level 5-6	75%
Level 7-8	85%

* Information is not available for this level group.

This measure shows the proportion of courses in a given year that are successfully completed.



Completion of Qualifications

Level 1-2	* %
Level 3-4	41%
Level 5-6	51%
Level 7-8	66%
Level 9-10	85%

* Information is not available for this level group.

This measure shows the proportion of students in a given year who complete a qualification.



Student Progression to Higher Level Study

Level 1	* %
Level 2	* %
Level 3	73%
Level 4	76%

* Information is not available for this level group.

This measure shows the proportion of students in a given year who progress to study at a higher level after completing a qualification at levels 1 - 4.



Students Retained in Study

Level 1-2	* %
Level 3-4	56%
Level 5-6	60%
Level 7-8	82%
Level 9-10	85%

* Information is not available for this level group.

This measure shows the proportion of students in a given year that complete a qualification or re-enrol at the same tertiary education organisation in the following year.

About the University sector

In 2010 the TEC funded eight universities, through Student Achievement component funding, for fewer than 2,000 to over 25,000 equivalent full-time student places.

Universities are expected to do more than teaching and learning; they also have an important research role. However, the performance information presented here does not include information about research.

The nature of enrolments at a specific university will influence its performance. For example, part-time and extra-mural students often have work or family commitments and cannot devote as much time and energy to their studies. They may also have different study goals. For example, Massey University has a large extra-mural roll.

An increase in enrolments in lengthy qualifications in 2010 may lower some TEOs' [qualification completion rate](#).

Government expectations of the University sector

The government expects universities to:

- Enable a wide range of students to successfully complete degree and postgraduate qualification
- Undertake internationally recognised research
- Create and share new knowledge that contributes to New Zealand's economic and social development and environmental management

Tertiary Education Strategy

The Tertiary Education Strategy calls for better performance from the tertiary education sector as well as raising achievement for all learners under 25, and for Māori and Pacific learners.

Context

Number of students in total: 160,138

Number of equivalent full-time student places: 120,951

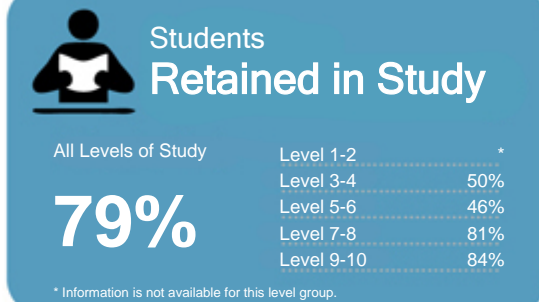
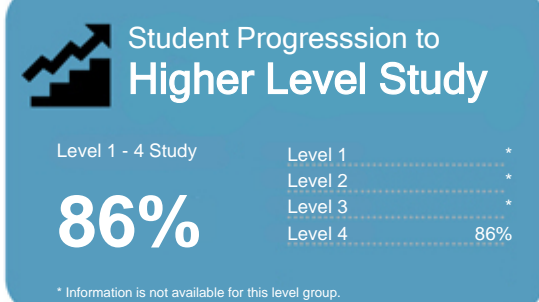
Student ethnicity*		Level of study	
European	69%	Level 1-2	0%
Maori	9%	Level 3-4	2%
Pacific	6%	Level 5-6	3%
Asian	21%	Level 7-8	86%
Other	7%	Level 9-10	9%

*Total may exceed 100% as some students identify with more than one ethnicity.



Victoria University of Wellington

Organisation Type: University
Year: 2010



This measure shows the proportion of courses in a given year that are successfully completed.

This measure shows the proportion of students in a given year who complete a qualification.

This measure shows the proportion of students in a given year who progress to study at a higher level after completing a qualification at levels 1 - 4.

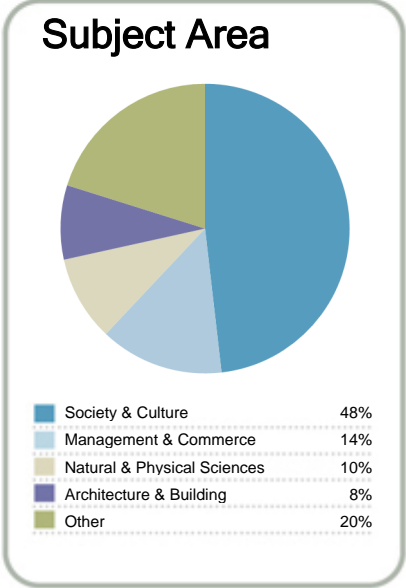
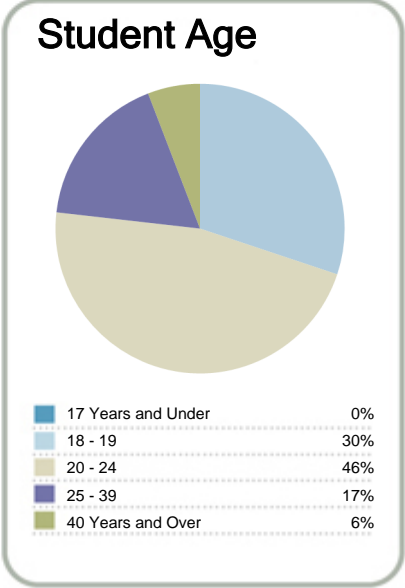
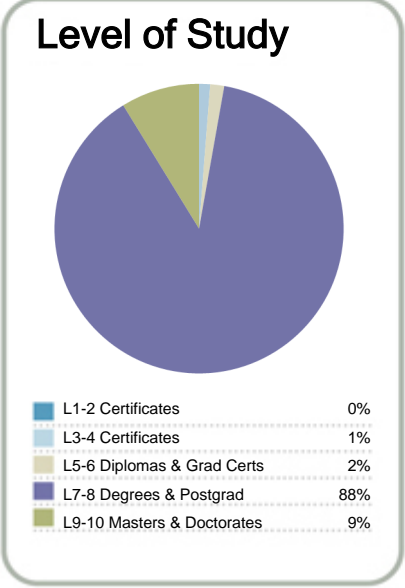
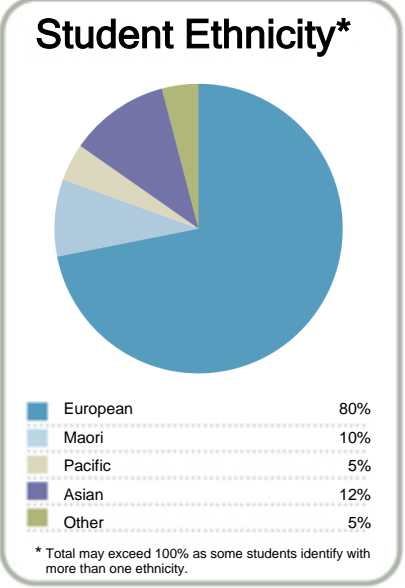
This measure shows the proportion of students in a given year that complete a qualification or re-enrol at the same tertiary education organisation in the following year.

Context

EFTS*: 15,827
Students: 20,802

Further information about student characteristics may be available on the organisation's website.

* Number of equivalent full time students.



Contacts

PO Box 600
WELLINGTON 6140
New Zealand
04 472 1000

<http://www.vuw.ac.nz>

Disclaimer: The results in this report are generated from data submitted by Tertiary Education Organisations. While efforts have been made to verify the information, the Tertiary Education Commission does not attest to the accuracy or completeness of the results.



Victoria University of Wellington

Organisation Type: University
Year: 2010

Successful Completion of Courses

This measure shows the proportion of courses in a given year that are successfully completed.

		Median: 84%	
1	University of Waikato	87%	
2	University of Otago	87%	
3	University of Auckland	87%	
4	University of Canterbury	85%	
5	Lincoln University	84%	
6	Victoria University of Wellington	83%	
7	Auckland University of Technology	81%	
8	Massey University	78%	

Completion of Qualifications

This measure shows the proportion of students in a given year who complete a qualification.

		Median: 69%	
1	University of Otago	74%	
2	University of Auckland	72%	
3	University of Waikato	71%	
4	Victoria University of Wellington	70%	
5	Lincoln University	68%	
6	University of Canterbury	66%	
7	Auckland University of Technology	63%	
8	Massey University	48%	

Student Progression to Higher Level Study

This measure shows the proportion of students in a given year who progress to study at a higher level after completing a qualification at levels 1 - 4.

		Median: 86%	
1	Lincoln University	100%	
2	University of Auckland	92%	
3	University of Waikato	87%	
4	Victoria University of Wellington	86%	
5	University of Canterbury	75%	
6	Auckland University of Technology	64%	
7	Massey University	21%	

Students Retained in Study

This measure shows the proportion of students in a given year that complete a qualification or re-enrol at the same tertiary education organisation in the following year.

		Median: 83%	
1	University of Otago	88%	
2	University of Auckland	88%	
3	Lincoln University	84%	
4	University of Canterbury	84%	
5	University of Waikato	82%	
6	Auckland University of Technology	80%	
7	Victoria University of Wellington	79%	
8	Massey University	67%	

Disclaimer: The results in this report are generated from data submitted by Tertiary Education Organisations. While efforts have been made to verify the information, the Tertiary Education Commission does not attest to the accuracy or completeness of the results.