



## The Private Training Establishment sector

Year: 2010



### Successful Completion of Courses

|           |     |
|-----------|-----|
| Level 1-2 | 81% |
| Level 3-4 | 76% |
| Level 5-6 | 77% |
| Level 7-8 | 84% |

This measure shows the proportion of courses in a given year that are successfully completed.



### Completion of Qualifications

|            |     |
|------------|-----|
| Level 1-2  | 88% |
| Level 3-4  | 71% |
| Level 5-6  | 77% |
| Level 7-8  | 84% |
| Level 9-10 | 88% |

This measure shows the proportion of students in a given year who complete a qualification.



### Student Progression to Higher Level Study

|         |     |
|---------|-----|
| Level 1 | * % |
| Level 2 | 13% |
| Level 3 | 34% |
| Level 4 | 20% |

This measure shows the proportion of students in a given year who progress to study at a higher level after completing a qualification at levels 1 - 4.



### Students Retained in Study

|            |     |
|------------|-----|
| Level 1-2  | 92% |
| Level 3-4  | 58% |
| Level 5-6  | 68% |
| Level 7-8  | 74% |
| Level 9-10 | 75% |

This measure shows the proportion of students in a given year that complete a qualification or re-enrol at the same tertiary education organisation in the following year.

### About the Private Training Establishment sector Government expectations of the Private Training Establishment sector

In 2010, the TEC funded 196 individual Private Training Establishments (PTEs) through its Student Achievement Component fund, for fewer than 20 to over 1,500 equivalent full-time student places.

Comparing PTEs may be difficult due to additional funding for some PTEs, and also the different sizes of PTEs.

The nature of enrolments at a specific PTE will influence its performance as well as the quality of the provision. For example, part-time and extra-mural students often have work or family commitments and cannot devote as much time and energy to their studies. They may also have different study goals.

An increase in enrolments in lengthy qualifications in 2010 may lower some TEOs' qualification completion rate.

The government expects PTEs to:

- Enable students to complete high-quality qualifications that lead to employment or higher-level education
- Deliver tailored learning opportunities, such as marae and iwi-based provision and Pasifika learning environments and training
- Provide specialised qualifications and training

#### Tertiary Education Strategy

The Tertiary Education Strategy calls for better performance from the tertiary education sector as well as raising achievement for all learners under 25, and for Māori and Pacific learners.

#### Context

Number of students in total: 46,984

Number of equivalent full-time student places: 26,677

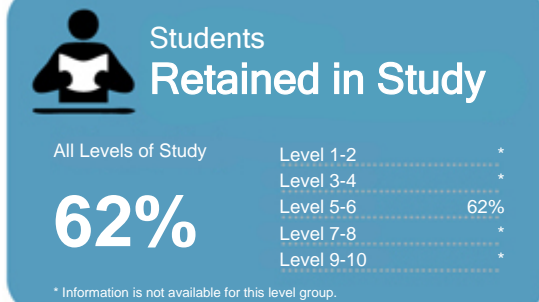
| Student ethnicity* |     | Level of study |     |
|--------------------|-----|----------------|-----|
| European           | 52% | Level 1-2      | 0%  |
| Maori              | 25% | Level 3-4      | 55% |
| Pacific            | 17% | Level 5-6      | 30% |
| Asian              | 13% | Level 7-8      | 14% |
| Other              | 4%  | Level 9-10     | 1%  |

\*Total may exceed 100% as some students identify with more than one ethnicity.



## SAE Institute

Organisation Type: Private Training Establishment  
Year: 2010



This measure shows the proportion of courses in a given year that are successfully completed.

This measure shows the proportion of students in a given year who complete a qualification.

This measure shows the proportion of students in a given year who progress to study at a higher level after completing a qualification at levels 1 - 4.

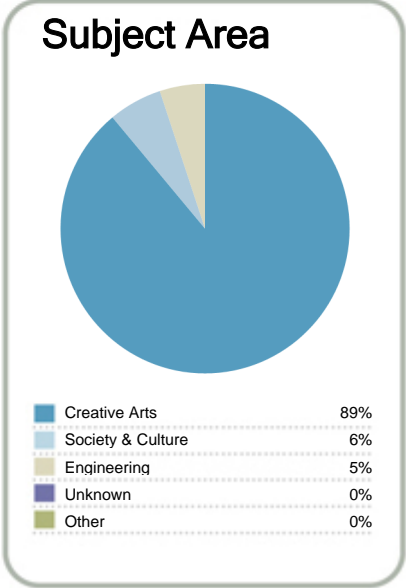
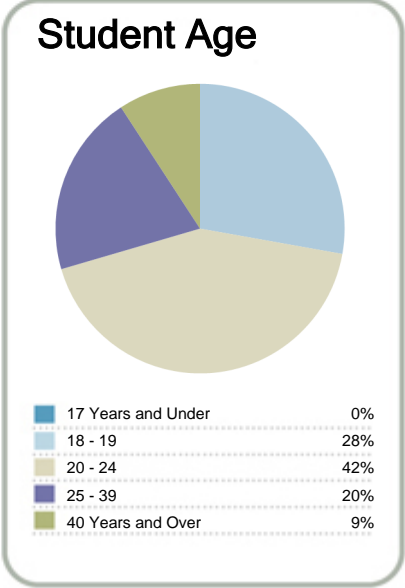
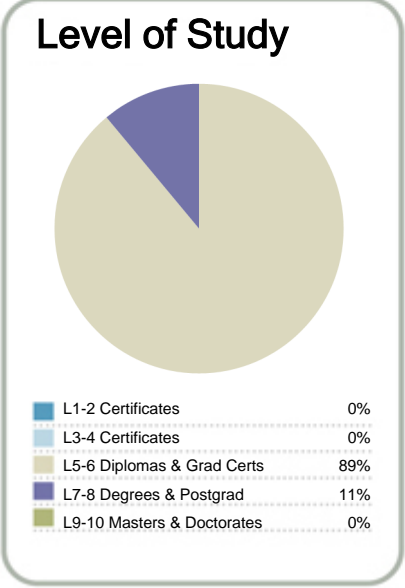
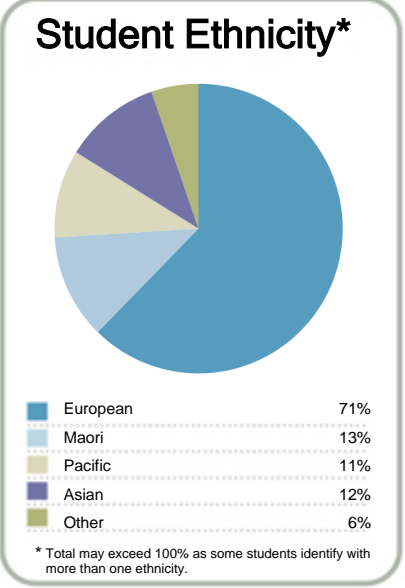
This measure shows the proportion of students in a given year that complete a qualification or re-enrol at the same tertiary education organisation in the following year.

### Context

EFTS\*: 153  
Students: 253

Further information about student characteristics may be available on the organisation's website.

\* Number of equivalent full time students.



### Contacts

12 Heather Street  
Parnell  
AUCKLAND 1052  
New Zealand  
09 373 4712

<http://www.sae.edu>



## SAE Institute

Organisation Type: Private Training Establishment

Year: 2010



Successful Completion of Courses



Completion of Qualifications



Student Progression to Higher Level Study



Students Retained in Study

This measure shows the proportion of courses in a given year that are successfully completed.

Median: 81%

|    |  |      |
|----|--|------|
| 1  | EDENZ Colleges Ltd                       | 100% |
| 1  | Manaakitanga Aotearoa Charitable Trust   | 100% |
| 1  | New Zealand School of Radio Limited      | 100% |
| 1  | Occupational Safety Management (NZ) Ltd  | 100% |
| 1  | Peter Minturn (NZ) Goldsmith School      | 100% |
| 1  | The Film School                          | 100% |
| 1  | Tipu Ora                                 | 100% |
| 8  | Corporate Academy Group                  | 99%  |
| 9  | NZ Inst of Electrolysis & Beauty Therapy | 99%  |
| 10 | College of Law NZ                        | 99%  |
| 11 | NZ School of Outdoor Studies Limited     | 98%  |
| 12 | New Zealand College of Chiropractic      | 97%  |
| 13 | Success Maker Education Centre           | 97%  |
| 14 | Eastwest Coll of Intercultural Studies   | 96%  |
| 15 | New Zealand Training Centre              | 95%  |
| 16 | Mr Barber Training Centre                | 95%  |
| 17 | Queenstown Resort College                | 95%  |
| 18 | Pathways Bible and Mission College       | 95%  |
| 19 | Good Shepherd College - Te Heparā Pai    | 95%  |
| 20 | ACE Development                          | 94%  |
| 21 | Travel Careers & Training Limited        | 93%  |

This measure shows the proportion of students in a given year who complete a qualification.

Median: 75%

|   |   |      |
|---|---|------|
| 1 | Action Adventure                        | 100% |
| 1 | AIS St Helens                           | 100% |
| 1 | AMES Training and Resource Centre Ltd   | 100% |
| 1 | Anamata PTE - Whakatane                 | 100% |
| 1 | Ardmore Flying School                   | 100% |
| 1 | Aromaflex Academy                       | 100% |
| 1 | Bay of Plenty College of Homeopathy Ltd | 100% |
| 1 | Canterbury College of Natural Medicine  | 100% |
| 1 | Carey Baptist College                   | 100% |
| 1 | College of Law NZ                       | 100% |
| 1 | Corporate Academy Group                 | 100% |
| 1 | Eastwest Coll of Intercultural Studies  | 100% |
| 1 | EDENZ Colleges Ltd                      | 100% |
| 1 | English Teaching College                | 100% |
| 1 | Faith Bible College                     | 100% |
| 1 | Manaakitanga Aotearoa Charitable Trust  | 100% |
| 1 | New Zealand College of Chinese Medicine | 100% |
| 1 | New Zealand School of Radio Limited     | 100% |
| 1 | NZ School of Acupuncture & TCM          | 100% |
| 1 | Pacific Int Hotel Management School Ltd | 100% |
| 1 | Pathways Bible and Mission College      | 100% |

This measure shows the proportion of students in a given year who progress to study at a higher level after completing a qualification at levels 1 - 4.

Median: 22%

|    |  |      |
|----|--|------|
| 1  | Eastwest Coll of Intercultural Studies | 100% |
| 1  | ICA                                    | 100% |
| 3  | Natcoll Design Technology              | 83%  |
| 4  | Hungry Creek Art and Crafts School     | 74%  |
| 5  | AMES Training and Resource Centre Ltd  | 74%  |
| 6  | Whitecliffe College of Arts and Design | 69%  |
| 7  | English Teaching College               | 67%  |
| 7  | New Zealand Tertiary College Limited   | 67%  |
| 9  | Advance Training Centres               | 65%  |
| 10 | Raffles College of Design and Commerce | 64%  |
| 11 | Te Kura Motuhake o Te Ataarangi Inc    | 60%  |
| 12 | Learning Post Ltd                      | 60%  |
| 13 | Ministry Training College Of Nz        | 60%  |
| 14 | Action Adventure                       | 58%  |
| 15 | International Travel College of NZ     | 58%  |
| 16 | Te Wananga Takiura                     | 58%  |
| 17 | Alphacrucis Limited                    | 55%  |
| 18 | Faith Bible College                    | 55%  |
| 19 | Manaakitanga Aotearoa Charitable Trust | 52%  |
| 20 | Martin-Hautus                          | 51%  |
| 21 | Design and Arts College of NZ Ltd      | 51%  |

This measure shows the proportion of students in a given year that complete a qualification or re-enrol at the same tertiary education organisation in the following year.

Median: 69%

|    |  |      |
|----|--|------|
| 1  | Air New Zealand Aviation Institute       | 100% |
| 1  | Horowhenua Learning Centre               | 100% |
| 1  | KAAT Trust                               | 100% |
| 1  | Land Based Training Limited              | 100% |
| 1  | Manaakitanga Aotearoa Charitable Trust   | 100% |
| 1  | South Pacific Bible College              | 100% |
| 1  | Trade Education Limited                  | 100% |
| 8  | The Film School                          | 98%  |
| 9  | Elliott Hairdressing Training Centre Ltd | 97%  |
| 10 | Ruraltec Limited                         | 97%  |
| 11 | NZ School of Outdoor Studies Limited     | 96%  |
| 12 | Eastwest Coll of Intercultural Studies   | 95%  |
| 13 | NZ Inst of Electrolysis & Beauty Therapy | 95%  |
| 14 | Mahurangi Technical Institute            | 95%  |
| 15 | Blueprint for Learning                   | 93%  |
| 16 | New Zealand Radio Training School        | 92%  |
| 17 | New Zealand College of Chiropractic      | 91%  |
| 18 | NZ Institute of Education 2007 Limited   | 91%  |
| 19 | South Seas Film & Television School Ltd  | 91%  |
| 20 | AMES Training and Resource Centre Ltd    | 90%  |
| 21 | EDENZ Colleges Ltd                       | 90%  |

Disclaimer: The results in this report are generated from data submitted by Tertiary Education Organisations. While efforts have been made to verify the information, the Tertiary Education Commission does not attest to the accuracy or completeness of the results.



## SAE Institute

Organisation Type: Private Training Establishment  
Year: 2010

**Successful Completion of Courses**

**Completion of Qualifications**

**Student Progression to Higher Level Study**

**Students Retained in Study**

This measure shows the proportion of courses in a given year that are successfully completed.

This measure shows the proportion of students in a given year who complete a qualification.

This measure shows the proportion of students in a given year who progress to study at a higher level after completing a qualification at levels 1 - 4.

This measure shows the proportion of students in a given year that complete a qualification or re-enrol at the same tertiary education organisation in the following year.

|    | Median:                                 | 81% |
|----|---|-----|
| 22 | Mahurangi Technical Institute           | 93% |
| 23 | National College of Security Personnel  | 93% |
| 24 | Carey Baptist College                   | 93% |
| 25 | Ashton Warner Nanny Academy             | 93% |
| 26 | South Seas Film & Television School Ltd | 93% |
| 27 | Nelson Technical Institute Ltd          | 92% |
| 28 | NZ Institute of Education 2007 Limited  | 92% |
| 29 | Airways Training Centre                 | 92% |
| 30 | Target Education                        | 92% |
| 31 | Te Wananga Whare Tapere O Takitimu      | 91% |
| 32 | Pacific Int Hotel Management School Ltd | 91% |
| 33 | Faith Bible College                     | 91% |
| 34 | Sir George Seymour College              | 90% |
| 35 | Porse ECE Training (NZ) Limited         | 90% |
| 36 | Bethlehem Institute Limited             | 90% |
| 37 | Alpha Training Centre                   | 90% |
| 38 | New Zealand College of Chinese Medicine | 89% |
| 39 | Techtorium NZ Institute of IT Ltd       | 89% |
| 40 | English Teaching College                | 89% |
| 41 | New Zealand Tertiary College Limited    | 88% |
| 42 | Taruna College                          | 88% |

|    | Median:                                  | 75%  |
|----|--|------|
| 1  | Peter Minturn (NZ) Goldsmith School      | 100% |
| 1  | Rangi Ruru Early Childhood College       | 100% |
| 1  | Stott's Cengage Education                | 100% |
| 1  | Taranaki Educare                         | 100% |
| 1  | Te Wananga Whare Tapere O Takitimu       | 100% |
| 1  | The Film School                          | 100% |
| 1  | The Hairdressing College                 | 100% |
| 1  | Tipu Ora                                 | 100% |
| 1  | Whitecliffe College of Arts and Design   | 100% |
| 1  | Whitireia Performing Arts Company Ltd    | 100% |
| 32 | Agriculture New Zealand                  | 99%  |
| 33 | NZ Inst of Electrolysis & Beauty Therapy | 99%  |
| 34 | New Zealand School of Education Limited  | 99%  |
| 35 | Alpha Training Centre                    | 97%  |
| 36 | Ministry Training College Of Nz          | 96%  |
| 37 | Elliott Hairdressing Training Centre Ltd | 96%  |
| 38 | Mr Barber Training Centre                | 96%  |
| 39 | People Potential Limited                 | 95%  |
| 40 | NZ School of Outdoor Studies Limited     | 95%  |
| 41 | Sir George Seymour College               | 95%  |
| 42 | The Learning Connexion Limited           | 94%  |

|    | Median:                                | 22% |
|----|--|-----|
| 22 | Information Technology Training Inst.  | 50% |
| 22 | Metro Training Services (MTS)          | 50% |
| 22 | NZIH                                   | 50% |
| 22 | Peter Minturn (NZ) Goldsmith School    | 50% |
| 22 | Taranaki Educare                       | 50% |
| 27 | Sir George Seymour College             | 49% |
| 28 | Fashion and Faces International        | 49% |
| 29 | Rapu Ki Rua Institute                  | 48% |
| 30 | Land Based Training Limited            | 44% |
| 30 | Waikato School of Hairdressing Limited | 44% |
| 32 | ATC New Zealand                        | 44% |
| 33 | Fairview Educational Services Limited  | 43% |
| 34 | New Zealand Management Academies       | 43% |
| 35 | Hair to Train                          | 43% |
| 36 | Excel Ministries - Performing Arts     | 41% |
| 37 | NZ Institute of Education 2007 Limited | 40% |
| 38 | The Hairdressing College               | 40% |
| 39 | Winters School of Hairdressing 2008    | 39% |
| 40 | New Zealand Welding School             | 39% |
| 41 | Headquarters Hairdressing Academy Ltd  | 38% |
| 42 | Academy Group (NZ) Limited             | 36% |

|    | Median:                                 | 69% |
|----|---|-----|
| 22 | Mr Barber Training Centre               | 89% |
| 23 | Sir George Seymour College              | 88% |
| 24 | Queenstown Resort College               | 88% |
| 25 | New Zealand School of Radio Limited     | 88% |
| 26 | New Zealand Training Centre             | 87% |
| 27 | Faith Bible College                     | 86% |
| 28 | Solomon Group                           | 86% |
| 29 | The National School of Aesthetics       | 85% |
| 30 | Excel Ministries - Performing Arts      | 85% |
| 31 | The Hairdressing College                | 85% |
| 32 | Rangi Ruru Early Childhood College      | 85% |
| 33 | New Zealand College of Chinese Medicine | 85% |
| 34 | Design and Arts College of NZ Ltd       | 84% |
| 35 | Alpha Training Centre                   | 84% |
| 36 | Peter Minturn (NZ) Goldsmith School     | 83% |
| 37 | NZ School of Acupuncture & TCM          | 83% |
| 38 | Rapu Ki Rua Institute                   | 82% |
| 39 | Ardmore Flying School                   | 82% |
| 40 | Kyrewood Equestrian Centre Limited      | 82% |
| 41 | Lifeway College                         | 81% |
| 42 | Wellington Nannies College Limited      | 81% |

Disclaimer: The results in this report are generated from data submitted by Tertiary Education Organisations. While efforts have been made to verify the information, the Tertiary Education Commission does not attest to the accuracy or completeness of the results.



## SAE Institute

Organisation Type: Private Training Establishment

Year: 2010



Successful Completion of Courses



Completion of Qualifications



Student Progression to Higher Level Study



Students Retained in Study

This measure shows the proportion of courses in a given year that are successfully completed.

This measure shows the proportion of students in a given year who complete a qualification.

This measure shows the proportion of students in a given year who progress to study at a higher level after completing a qualification at levels 1 - 4.

This measure shows the proportion of students in a given year that complete a qualification or re-enrol at the same tertiary education organisation in the following year.

Median: 81%

|    |  |     |
|----|--|-----|
| 43 | South Pacific Bible College              | 88% |
| 44 | Land Based Training Limited              | 88% |
| 45 | Trinity Methodist Theological College    | 88% |
| 46 | Praxis                                   | 88% |
| 47 | Blueprint for Learning                   | 88% |
| 48 | New Zealand Inst of Fashion Tech Ltd     | 88% |
| 49 | NZ School of Acupuncture & TCM           | 87% |
| 50 | Lifeway College                          | 87% |
| 51 | Air New Zealand Aviation Institute       | 87% |
| 52 | Information Technology Training Inst.    | 87% |
| 53 | North Shore International Academy (NSIA) | 87% |
| 54 | Canterbury College of Natural Medicine   | 87% |
| 55 | Ardmore Flying School                    | 87% |
| 56 | NZ College of Early Childhood Education  | 86% |
| 57 | Netcor Campus (NZ Education & Tourism)   | 86% |
| 58 | Tectra Limited                           | 86% |
| 59 | Electec National College of Tech Ltd     | 86% |
| 60 | Rangi Ruru Early Childhood College       | 86% |
| 61 | People Potential Limited                 | 86% |
| 62 | Freelance Animation School Limited       | 86% |
| 63 | The Cut Above Academy Limited            | 86% |

Median: 75%

|    |   |     |
|----|---|-----|
| 43 | Mahurangi Technical Institute           | 93% |
| 44 | Travel Careers & Training Limited       | 92% |
| 45 | Land Based Training Limited             | 91% |
| 46 | Ashton Warner Nanny Academy             | 91% |
| 47 | The College of Future Learning NZ Ltd   | 90% |
| 48 | Porse ECE Training (NZ) Limited         | 90% |
| 49 | Airways Training Centre                 | 90% |
| 50 | Hungry Creek Art and Crafts School      | 88% |
| 51 | Information Technology Training Inst.   | 88% |
| 52 | Blueprint for Learning                  | 88% |
| 53 | South Seas Film & Television School Ltd | 88% |
| 54 | Waikato Institute for Leisure and Sport | 87% |
| 55 | New Zealand Management Academies        | 87% |
| 56 | New Zealand Career College Ltd          | 87% |
| 57 | South Pacific Bible College             | 87% |
| 58 | Taruna College                          | 86% |
| 59 | National College of Security Personnel  | 86% |
| 60 | Air New Zealand Aviation Institute      | 85% |
| 61 | The Cut Above Academy Limited           | 85% |
| 62 | Tectra Limited                          | 85% |
| 63 | Avonmore Tertiary Institute             | 84% |

Median: 22%

|    |  |     |
|----|--|-----|
| 43 | New Zealand Institute of Sport           | 36% |
| 44 | Workforce Development Limited            | 36% |
| 45 | Pacific Training Institute (PTI)         | 33% |
| 45 | Palmerston North School of Design Ltd    | 33% |
| 45 | Patrick's School of Hairdressing Limited | 33% |
| 48 | The Cut Above Academy Limited            | 32% |
| 49 | Adventure Education                      | 32% |
| 50 | BEST Pacific Institute of Education Ltd  | 30% |
| 51 | New Zealand Career College Ltd           | 28% |
| 52 | Mara Marketing Limited                   | 28% |
| 53 | Agribusiness Training Limited            | 28% |
| 54 | Quantum Education Group Limited          | 28% |
| 55 | Agriculture New Zealand                  | 27% |
| 56 | PEI                                      | 27% |
| 57 | Tectra Limited                           | 27% |
| 58 | Lifeway College                          | 27% |
| 59 | Quantum Education Group ES Ltd           | 27% |
| 60 | New Zealand Inst of Fashion Tech Ltd     | 27% |
| 61 | Institute of Applied Learning Limited    | 27% |
| 62 | Auckland City Training School            | 25% |
| 63 | Quantum Education Group QT Limited       | 25% |

Median: 69%

|    |   |     |
|----|---|-----|
| 43 | Wellcare Education Limited              | 81% |
| 44 | Academy Group (NZ) Limited              | 81% |
| 45 | Ashton Warner Nanny Academy             | 80% |
| 46 | Media Design School Limited             | 80% |
| 47 | ACE Development                         | 78% |
| 48 | Taruna College                          | 79% |
| 49 | Samala Robinson Academy Ltd             | 79% |
| 50 | Natcoll Design Technology               | 79% |
| 51 | Advance Training Centres                | 79% |
| 52 | International Pacific College NZ        | 79% |
| 53 | AIS St Helens                           | 78% |
| 54 | Phlair International College            | 78% |
| 55 | Travel Careers & Training Limited       | 78% |
| 56 | Agriculture New Zealand                 | 78% |
| 57 | Pathways Bible and Mission College      | 78% |
| 58 | Bethlehem Institute Limited             | 78% |
| 59 | Hair to Train                           | 77% |
| 60 | Corporate Academy Group                 | 77% |
| 61 | Te Wananga Whare Tapere O Takitimu      | 77% |
| 62 | Whitecliffe College of Arts and Design  | 77% |
| 63 | BEST Pacific Institute of Education Ltd | 77% |

Disclaimer: The results in this report are generated from data submitted by Tertiary Education Organisations. While efforts have been made to verify the information, the Tertiary Education Commission does not attest to the accuracy or completeness of the results.



## SAE Institute

Organisation Type: Private Training Establishment

Year: 2010



Successful Completion of Courses



Completion of Qualifications



Student Progression to Higher Level Study



Students Retained in Study

This measure shows the proportion of courses in a given year that are successfully completed.

This measure shows the proportion of students in a given year who complete a qualification.

This measure shows the proportion of students in a given year who progress to study at a higher level after completing a qualification at levels 1 - 4.

This measure shows the proportion of students in a given year that complete a qualification or re-enrol at the same tertiary education organisation in the following year.

|    | Median:                                 | 81% |
|----|---|-----|
| 64 | Ministry Training College Of Nz         | 86% |
| 65 | Auckland City Training School           | 85% |
| 66 | New Zealand Skydiving School Ltd        | 85% |
| 67 | Wellcare Education Limited              | 85% |
| 68 | NZ Graduate School of Education Limited | 85% |
| 69 | Te Wananga Takiura                      | 84% |
| 70 | Ellipse Institute                       | 84% |
| 71 | Aperfield Montessori Trust              | 84% |
| 72 | Media Design School Limited             | 84% |
| 73 | The National School of Aesthetics       | 84% |
| 74 | Premier Hairdressing College Limited    | 83% |
| 75 | Solomon Group                           | 83% |
| 76 | AIS St Helens                           | 83% |
| 77 | Whitecliffe College of Arts and Design  | 83% |
| 78 | Laidlaw College Incorporated            | 83% |
| 79 | Vineyard College                        | 83% |
| 80 | Action Adventure                        | 82% |
| 81 | New Zealand Career College Ltd          | 82% |
| 82 | The Sir Edmund Hillary Outdoor Pursuits | 82% |
| 83 | Anamata PTE - Whakatane                 | 82% |
| 84 | The Hairdressing College                | 82% |

|    | Median:                                 | 75% |
|----|---|-----|
| 64 | New Zealand Radio Training School       | 84% |
| 65 | Solomon Group                           | 83% |
| 66 | Wellington Nannies College Limited      | 83% |
| 67 | Freelance Animation School Limited      | 83% |
| 68 | Advanced Training Academy Limited       | 83% |
| 69 | Construction Trade Training Unit        | 82% |
| 70 | The National School of Aesthetics       | 82% |
| 71 | Aronui Technical Training Centre        | 82% |
| 72 | New Zealand Training Centre             | 82% |
| 73 | NZ College of Early Childhood Education | 82% |
| 74 | Wellpark College                        | 82% |
| 75 | NZ College of Massage                   | 82% |
| 76 | Headquarters Hairdressing Academy Ltd   | 81% |
| 77 | Ruraltec Limited                        | 80% |
| 78 | NZ Institute of Education 2007 Limited  | 80% |
| 79 | Hair to Train                           | 80% |
| 80 | Lifeway College                         | 80% |
| 81 | Media Design School Limited             | 80% |
| 82 | Kyewood Equestrian Centre Limited       | 80% |
| 83 | Premier Hairdressing College Limited    | 79% |
| 84 | Techtorium NZ Institute of IT Ltd       | 79% |

|    | Median:                                  | 22% |
|----|--|-----|
| 64 | Aronui Technical Training Centre         | 25% |
| 65 | Advanced Training Academy Limited        | 25% |
| 65 | The Hairdressing Academy & Col of Beauty | 25% |
| 65 | Turanga Ararau                           | 25% |
| 65 | Whitireia Performing Arts Company Ltd    | 25% |
| 69 | Avonmore Tertiary Institute              | 24% |
| 70 | Onsite Education                         | 24% |
| 71 | Aromaflex Academy                        | 24% |
| 72 | Polyethnic Institute of Studies          | 23% |
| 73 | The NZ School of Travel & Tourism        | 22% |
| 74 | North Shore International Academy (NSIA) | 22% |
| 75 | NZ College of Massage                    | 21% |
| 76 | Going Places Education Ltd               | 21% |
| 77 | Ruraltec Limited                         | 21% |
| 78 | MSL Training Ltd                         | 21% |
| 79 | Academy of Diving Trust                  | 20% |
| 80 | Naturopathic College of New Zealand      | 20% |
| 81 | New Zealand College of Chinese Medicine  | 19% |
| 82 | Anamata PTE - Whakatane                  | 19% |
| 82 | Success Maker Education Centre           | 19% |
| 84 | Framework Solutions Limited              | 18% |

|    | Median:                                 | 69% |
|----|---|-----|
| 64 | Porse ECE Training (NZ) Limited         | 77% |
| 65 | New Zealand Tertiary College Limited    | 76% |
| 66 | Te Wananga Takiura                      | 76% |
| 67 | Premier Hairdressing College Limited    | 75% |
| 68 | Pacific Int Hotel Management School Ltd | 75% |
| 69 | Elite Int School Of Beauty Therapy      | 74% |
| 70 | College of Law NZ                       | 74% |
| 71 | Te Kura Motuhake o Te Ataarangi Inc     | 74% |
| 72 | New Zealand Inst of Fashion Tech Ltd    | 74% |
| 73 | Academy of Diving Trust                 | 74% |
| 74 | Community Colleges New Zealand Ltd      | 73% |
| 75 | Aronui Technical Training Centre        | 73% |
| 76 | Turanga Ararau                          | 73% |
| 77 | Carey Baptist College                   | 73% |
| 78 | The Nanny Centre NZ                     | 72% |
| 79 | Techtorium NZ Institute of IT Ltd       | 72% |
| 80 | Te Ata Hou Trust                        | 72% |
| 81 | New Zealand School of Education Limited | 72% |
| 82 | Canterbury College of Natural Medicine  | 72% |
| 83 | Wellpark College                        | 71% |
| 84 | Freelance Animation School Limited      | 71% |

Disclaimer: The results in this report are generated from data submitted by Tertiary Education Organisations. While efforts have been made to verify the information, the Tertiary Education Commission does not attest to the accuracy or completeness of the results.



## SAE Institute

Organisation Type: Private Training Establishment  
Year: 2010

**Successful Completion of Courses**

**Completion of Qualifications**

**Student Progression to Higher Level Study**

**Students Retained in Study**

This measure shows the proportion of courses in a given year that are successfully completed.

This measure shows the proportion of students in a given year who complete a qualification.

This measure shows the proportion of students in a given year who progress to study at a higher level after completing a qualification at levels 1 - 4.

This measure shows the proportion of students in a given year that complete a qualification or re-enrol at the same tertiary education organisation in the following year.

Median: 81%

|     |  |     |
|-----|--|-----|
| 85  | Academy of Diving Trust                  | 82% |
| 86  | Agriculture New Zealand                  | 82% |
| 87  | AMES Training and Resource Centre Ltd    | 81% |
| 88  | Martin-Hautus                            | 81% |
| 89  | Waikato Institute for Leisure and Sport  | 81% |
| 90  | Ruraltec Limited                         | 81% |
| 91  | The College of Future Learning NZ Ltd    | 81% |
| 92  | Wellington Nannies College Limited       | 81% |
| 93  | The Professional Bar & Restaurant School | 81% |
| 94  | New Zealand Management Academies         | 81% |
| 95  | Winters School of Hairdressing 2008      | 81% |
| 96  | Palmerston North School of Design Ltd    | 81% |
| 97  | New Zealand Radio Training School        | 81% |
| 98  | Samala Robinson Academy Ltd              | 80% |
| 99  | Waikato School of Hairdressing Limited   | 80% |
| 100 | Maata Waka Enterprises                   | 80% |
| 101 | New Zealand School of Education Limited  | 79% |
| 102 | Excel Ministries - Performing Arts       | 79% |
| 103 | International Pacific College NZ         | 79% |
| 104 | Catholic Institute of Aotearoa NZ        | 79% |
| 105 | Turanga Ararau                           | 79% |

Median: 75%

|     |   |     |
|-----|---|-----|
| 85  | Winters School of Hairdressing 2008     | 78% |
| 86  | Good Shepherd College - Te Heparā Pai   | 78% |
| 87  | International College of Camille        | 78% |
| 88  | Samala Robinson Academy Ltd             | 78% |
| 89  | MSL Training Ltd                        | 78% |
| 90  | Wellcare Education Limited              | 77% |
| 91  | KAAT Trust                              | 77% |
| 92  | Academy of Diving Trust                 | 76% |
| 93  | Waikato Institute of Education          | 76% |
| 94  | Auckland City Training School           | 76% |
| 95  | New Zealand Inst of Fashion Tech Ltd    | 75% |
| 96  | Auckland Hotel & Chefs Training School  | 75% |
| 97  | Horowhenua Learning Centre              | 75% |
| 98  | Ag Challenge Limited                    | 74% |
| 99  | Natcoll Design Technology               | 74% |
| 100 | ATC New Zealand                         | 74% |
| 101 | Adventure Education                     | 74% |
| 102 | The Sir Edmund Hillary Outdoor Pursuits | 74% |
| 103 | Netcor Campus (NZ Education & Tourism)  | 74% |
| 104 | Advance Training Centres                | 74% |
| 105 | Going Places Education Ltd              | 74% |

Median: 22%

|     |  |     |
|-----|--|-----|
| 85  | Wellington Nannies College Limited       | 18% |
| 86  | Stott's Cengage Education                | 18% |
| 87  | Vineyard College                         | 17% |
| 88  | Pathways Bible and Mission College       | 17% |
| 88  | Solomon Group                            | 17% |
| 90  | NZ School of Food and Wine Ltd           | 16% |
| 91  | Computer Power (NZ) Ltd (Spherion)       | 16% |
| 92  | Elliott Hairdressing Training Centre Ltd | 15% |
| 92  | Phlair International College             | 15% |
| 94  | Corporate Academy Group                  | 15% |
| 95  | AIS St Helens                            | 14% |
| 95  | Electec National College of Tech Ltd     | 14% |
| 95  | Nelson Technical Institute Ltd           | 14% |
| 95  | Te RooPu A Iwi o Te Arawa                | 14% |
| 99  | National College of Security Personnel   | 14% |
| 100 | Netcor Campus (NZ Education & Tourism)   | 14% |
| 101 | Crown Institute of Studies               | 14% |
| 102 | Ag Challenge Limited                     | 14% |
| 103 | Elite Int School Of Beauty Therapy       | 13% |
| 103 | Waikato Institute of Education           | 13% |
| 105 | Samala Robinson Academy Ltd              | 13% |

Median: 69%

|     |   |     |
|-----|---|-----|
| 85  | The College of Future Learning NZ Ltd   | 71% |
| 86  | International Travel College of NZ      | 71% |
| 87  | NZ College of Early Childhood Education | 71% |
| 88  | DAS International Academy               | 71% |
| 89  | Headquarters Hairdressing Academy Ltd   | 71% |
| 90  | Auckland Hotel & Chefs Training School  | 70% |
| 91  | Netcor Campus (NZ Education & Tourism)  | 70% |
| 92  | Computer Power (NZ) Ltd (Spherion)      | 70% |
| 93  | NZ Graduate School of Education Limited | 70% |
| 94  | Anamata PTE - Whakatane                 | 70% |
| 95  | The Cut Above Academy Limited           | 70% |
| 96  | Laidlaw College Incorporated            | 70% |
| 97  | Lotus Holistic Centre                   | 69% |
| 98  | Electec National College of Tech Ltd    | 69% |
| 99  | Airways Training Centre                 | 69% |
| 99  | NZ School of Food and Wine Ltd          | 69% |
| 101 | Ag Challenge Limited                    | 69% |
| 102 | New Zealand Institute of Sport          | 69% |
| 103 | Ministry Training College Of Nz         | 68% |
| 104 | New Zealand Welding School              | 67% |
| 105 | Gestalt Institute of NZ                 | 67% |

Disclaimer: The results in this report are generated from data submitted by Tertiary Education Organisations. While efforts have been made to verify the information, the Tertiary Education Commission does not attest to the accuracy or completeness of the results.



## SAE Institute

Organisation Type: Private Training Establishment  
Year: 2010

**Successful Completion of Courses**

**Completion of Qualifications**

**Student Progression to Higher Level Study**

**Students Retained in Study**

This measure shows the proportion of courses in a given year that are successfully completed.

This measure shows the proportion of students in a given year who complete a qualification.

This measure shows the proportion of students in a given year who progress to study at a higher level after completing a qualification at levels 1 - 4.

This measure shows the proportion of students in a given year that complete a qualification or re-enrol at the same tertiary education organisation in the following year.

| Successful Completion of Courses |   |            | Completion of Qualifications |  |            | Student Progression to Higher Level Study |  |            | Students Retained in Study |  |            |
|----------------------------------|---|------------|------------------------------|--|------------|---|--|------------|----------------------------|--|------------|
| Rank                             | Organisation                            | Percentage | Rank                         | Organisation                             | Percentage | Rank                                      | Organisation                             | Percentage | Rank                       | Organisation                             | Percentage |
| Median: 81%                      |   |            | Median: 75%                  |  |            | Median: 22%                               |  |            | Median: 69%                |  |            |
| 106                              | Hungry Creek Art and Crafts School      | 78%        | 106                          | International Travel College of NZ       | 74%        | 106                                       | New Zealand Radio Training School        | 13%        | 105                        | Sue's Computer Training Company          | 67%        |
| 107                              | Whitireia Performing Arts Company Ltd   | 78%        | 107                          | Design and Arts College of NZ Ltd        | 73%        | 107                                       | Training For You Limited                 | 12%        | 107                        | New Zealand Management Academies         | 66%        |
| 108                              | MSL Training Ltd                        | 78%        | 108                          | Royal Business College Limited           | 73%        | 108                                       | Travel Careers & Training Limited        | 12%        | 108                        | Information Technology Training Inst.    | 66%        |
| 109                              | Ecumenical Board of Theological Studies | 78%        | 109                          | The Professional Bar & Restaurant School | 73%        | 109                                       | EDENZ Colleges Ltd                       | 12%        | 109                        | International College of Camille         | 66%        |
| 110                              | Bay of Plenty College of Homeopathy Ltd | 78%        | 110                          | Ellipse Institute                        | 73%        | 109                                       | School of Business Ltd                   | 12%        | 110                        | Winters School of Hairdressing 2008      | 65%        |
| 111                              | Quantum Education Group QT Limited      | 77%        | 111                          | Turanga Ararau                           | 73%        | 111                                       | The Professional Bar & Restaurant School | 11%        | 111                        | Te Whare Wananga O Te Pihopatanga        | 65%        |
| 112                              | New Zealand Institute of Sport          | 77%        | 112                          | Vineyard College                         | 72%        | 112                                       | The College of Future Learning NZ Ltd    | 11%        | 112                        | English Teaching College                 | 65%        |
| 113                              | Royal Business College Limited          | 77%        | 113                          | Waikato School of Hairdressing Limited   | 72%        | 113                                       | Ruben Blades Hairdressing Academy        | 11%        | 113                        | G & H Training                           | 65%        |
| 114                              | AMS Group Training                      | 77%        | 114                          | New Zealand Institute of Sport           | 71%        | 114                                       | DAS International Academy                | 10%        | 114                        | MSL Training Ltd                         | 65%        |
| 115                              | The Learning Connexion Limited          | 77%        | 115                          | NZ Graduate School of Education Limited  | 71%        | 115                                       | Blueprint for Learning                   | 10%        | 115                        | ATC New Zealand                          | 64%        |
| 116                              | Sue's Computer Training Company         | 77%        | 116                          | Excel Ministries - Performing Arts       | 71%        | 116                                       | Kyewood Equestrian Centre Limited        | 10%        | 116                        | Advanced Training Academy Limited        | 64%        |
| 117                              | Kyewood Equestrian Centre Limited       | 77%        | 117                          | DAS International Academy                | 71%        | 116                                       | Te Ata Hou Trust                         | 10%        | 117                        | Hungry Creek Art and Crafts School       | 64%        |
| 118                              | Gestalt Institute of NZ                 | 77%        | 118                          | G & H Training                           | 71%        | 116                                       | The National School of Aesthetics        | 10%        | 118                        | Aromaflex Academy                        | 64%        |
| 119                              | Raffles College of Design and Commerce  | 76%        | 119                          | School of Business Ltd                   | 70%        | 119                                       | Waikato Institute for Leisure and Sport  | 10%        | 119                        | North Shore International Academy (NSIA) | 63%        |
| 120                              | New Zealand Welding School              | 76%        | 120                          | North Shore International Academy (NSIA) | 70%        | 120                                       | Porse ECE Training (NZ) Limited          | 9%         | 120                        | National College of Security Personnel   | 63%        |
| 121                              | Phlair International College            | 76%        | 121                          | Praxis                                   | 69%        | 121                                       | AMS Group Training                       | 9%         | 121                        | New Zealand Career College Ltd           | 63%        |
| 122                              | Te Kura Motuhake o Te Ataarangi Inc     | 76%        | 122                          | Sue's Computer Training Company          | 69%        | 122                                       | Taruna College                           | 8%         | 122                        | CPS Training                             | 63%        |
| 123                              | Avonmore Tertiary Institute             | 76%        | 123                          | Maata Waka Enterprises                   | 69%        | 123                                       | Air New Zealand Aviation Institute       | 8%         | 123                        | Target Education                         | 62%        |
| 124                              | Wellpark College                        | 76%        | 124                          | <b>SAE Institute</b>                     | <b>68%</b> | 124                                       | Premier Hairdressing College Limited     | 7%         | 124                        | Fashion and Faces International          | 62%        |
| 125                              | Agribusiness Training Limited           | 76%        | 125                          | Community Colleges New Zealand Ltd       | 68%        | 125                                       | Horowhenua Learning Centre               | 7%         | 125                        | Action Adventure                         | 62%        |
| 126                              | Quantum Education Group ES Ltd          | 75%        | 126                          | New Zealand Welding School               | 68%        | 125                                       | NZ Inst of Electrolysis & Beauty Therapy | 7%         | 126                        | <b>SAE Institute</b>                     | <b>62%</b> |

Disclaimer: The results in this report are generated from data submitted by Tertiary Education Organisations. While efforts have been made to verify the information, the Tertiary Education Commission does not attest to the accuracy or completeness of the results.





## SAE Institute

Organisation Type: Private Training Establishment

Year: 2010



Successful Completion of Courses



Completion of Qualifications



Student Progression to Higher Level Study



Students Retained in Study

This measure shows the proportion of courses in a given year that are successfully completed.

This measure shows the proportion of students in a given year who complete a qualification.

This measure shows the proportion of students in a given year who progress to study at a higher level after completing a qualification at levels 1 - 4.

This measure shows the proportion of students in a given year that complete a qualification or re-enrol at the same tertiary education organisation in the following year.

Median: 81%

Median: 75%

Median: 22%

Median: 69%

|     |  |            |
|-----|--|------------|
| 127 | Design and Arts College of NZ Ltd        | 75%        |
| 128 | DAS International Academy                | 75%        |
| 129 | Advance Training Centres                 | 75%        |
| 130 | Natcoll Design Technology                | 75%        |
| 131 | Academy Group (NZ) Limited               | 75%        |
| 132 | <b>SAE Institute</b>                     | <b>75%</b> |
| 133 | Going Places Education Ltd               | 74%        |
| 134 | Aronui Technical Training Centre         | 74%        |
| 135 | Te Roopu A Iwi o Te Arawa                | 74%        |
| 136 | Auckland Hotel & Chefs Training School   | 74%        |
| 137 | ATC New Zealand                          | 74%        |
| 138 | Quantum Education Group Limited          | 74%        |
| 139 | G & H Training                           | 74%        |
| 140 | Pacific Training Institute (PTI)         | 74%        |
| 141 | Horowhenua Learning Centre               | 73%        |
| 142 | Metro Training Services (MTS)            | 73%        |
| 143 | Advanced Training Academy Limited        | 73%        |
| 144 | Elite Int School Of Beauty Therapy       | 73%        |
| 145 | Elliott Hairdressing Training Centre Ltd | 71%        |
| 146 | Alphacrucis Limited                      | 71%        |
| 147 | Lotus Holistic Centre                    | 71%        |

|     |  |     |
|-----|--|-----|
| 127 | New Zealand Tertiary College Limited     | 68% |
| 128 | Gestalt Institute of NZ                  | 68% |
| 129 | Queenstown Resort College                | 68% |
| 130 | Mara Marketing Limited                   | 67% |
| 131 | Success Maker Education Centre           | 67% |
| 132 | Patricks School of Hairdressing Limited  | 65% |
| 133 | The Hairdressing Academy & Col of Beauty | 65% |
| 134 | BEST Pacific Institute of Education Ltd  | 65% |
| 135 | Academy Group (NZ) Limited               | 64% |
| 136 | New Zealand Skydiving School Ltd         | 64% |
| 137 | Trade Education Limited                  | 64% |
| 138 | Learning Post Ltd                        | 64% |
| 139 | Quantum Education Group QT Limited       | 63% |
| 140 | CPS Training                             | 63% |
| 141 | Fairview Educational Services Limited    | 63% |
| 142 | Te Kura Motuhake o Te Ataarangi Inc      | 62% |
| 143 | Te Ata Hou Trust                         | 62% |
| 144 | Fashion and Faces International          | 61% |
| 145 | Quantum Education Group Limited          | 61% |
| 146 | NZ School of Food and Wine Ltd           | 60% |
| 147 | Raffles College of Design and Commerce   | 60% |

|     |   |    |
|-----|---|----|
| 127 | Mr Barber Training Centre               | 6% |
| 128 | Chubb Training Solutions                | 6% |
| 129 | Wellcare Education Limited              | 6% |
| 130 | Auckland Hotel & Chefs Training School  | 5% |
| 131 | Ashton Warner Nanny Academy             | 5% |
| 132 | The Nanny Centre NZ                     | 4% |
| 133 | Community Colleges New Zealand Ltd      | 4% |
| 134 | NZ School of Outdoor Studies Limited    | 4% |
| 135 | Mahurangi Technical Institute           | 4% |
| 136 | Ellipse Institute                       | 3% |
| 137 | Alpha Training Centre                   | 0% |
| 137 | Carey Baptist College                   | 0% |
| 137 | Construction Trade Training Unit        | 0% |
| 137 | G & H Training                          | 0% |
| 137 | International College of Camille        | 0% |
| 137 | KAAT Trust                              | 0% |
| 137 | New Zealand School of Radio Limited     | 0% |
| 137 | The Sir Edmund Hillary Outdoor Pursuits | 0% |
| 137 | Trade Education Limited                 | 0% |

|     |   |     |
|-----|---|-----|
| 127 | New Zealand Skydiving School Ltd        | 62% |
| 128 | Vineyard College                        | 61% |
| 129 | Trinity Methodist Theological College   | 61% |
| 130 | Auckland City Training School           | 61% |
| 131 | Maata Waka Enterprises                  | 60% |
| 132 | Waikato Institute for Leisure and Sport | 60% |
| 133 | Training For You Limited                | 60% |
| 134 | The Learning Connexion Limited          | 60% |
| 135 | Raffles College of Design and Commerce  | 60% |
| 136 | Palmerston North School of Design Ltd   | 59% |
| 137 | Adventure Education                     | 59% |
| 138 | NZ College of Massage                   | 58% |
| 139 | Waikato School of Hairdressing Limited  | 58% |
| 140 | Mara Marketing Limited                  | 58% |
| 141 | Tectra Limited                          | 57% |
| 142 | Avonmore Tertiary Institute             | 57% |
| 143 | Construction Trade Training Unit        | 57% |
| 144 | Quantum Education Group QT Limited      | 56% |
| 145 | Fairview Educational Services Limited   | 56% |
| 146 | Polyethnic Institute of Studies         | 56% |
| 147 | School of Business Ltd                  | 54% |

Disclaimer: The results in this report are generated from data submitted by Tertiary Education Organisations. While efforts have been made to verify the information, the Tertiary Education Commission does not attest to the accuracy or completeness of the results.



## SAE Institute

Organisation Type: Private Training Establishment

Year: 2010



### Successful Completion of Courses



### Completion of Qualifications



### Student Progression to Higher Level Study



### Students Retained in Study

This measure shows the proportion of courses in a given year that are successfully completed.

Median: 81%

|     |   |     |
|-----|---|-----|
| 148 | Hair to Train                           | 70% |
| 149 | Te Ata Hou Trust                        | 70% |
| 150 | Ag Challenge Limited                    | 70% |
| 151 | Patricks School of Hairdressing Limited | 69% |
| 152 | KAAT Trust                              | 69% |
| 153 | BEST Pacific Institute of Education Ltd | 69% |
| 154 | NZ School of Food and Wine Ltd          | 69% |
| 155 | Rapu Ki Rua Institute                   | 69% |
| 156 | Learning Post Ltd                       | 69% |
| 157 | Naturopathic College of New Zealand     | 69% |
| 158 | Workforce Development Limited           | 68% |
| 159 | Community Colleges New Zealand Ltd      | 68% |
| 160 | South Pacific College of Nat Therapies  | 67% |
| 161 | Headquarters Hairdressing Academy Ltd   | 67% |
| 162 | Construction Trade Training Unit        | 66% |
| 163 | International College of Camille        | 65% |
| 164 | School of Business Ltd                  | 65% |
| 165 | Adventure Education                     | 65% |
| 166 | Polyethnic Institute of Studies         | 65% |
| 167 | Crown Institute of Studies              | 65% |
| 168 | Fairview Educational Services Limited   | 64% |

This measure shows the proportion of students in a given year who complete a qualification.

Median: 75%

|     |                                       |     |
|-----|---------------------------------------|-----|
| 148 | Quantum Education Group ES Ltd        | 59% |
| 149 | Bethlehem Institute Limited           | 59% |
| 150 | Elite Int School Of Beauty Therapy    | 59% |
| 151 | Workforce Development Limited         | 59% |
| 152 | Te Roopu A Iwi o Te Arawa             | 59% |
| 153 | Metro Training Services (MTS)         | 58% |
| 154 | Pacific Training Institute (PTI)      | 58% |
| 155 | Target Education                      | 58% |
| 156 | ACE Development                       | 56% |
| 157 | Institute of Applied Learning Limited | 56% |
| 158 | Laidlaw College Incorporated          | 56% |
| 159 | Training For You Limited              | 55% |
| 160 | Polyethnic Institute of Studies       | 55% |
| 161 | Rapu Ki Rua Institute                 | 54% |
| 162 | Catholic Institute of Aotearoa NZ     | 54% |
| 163 | Naturopathic College of New Zealand   | 54% |
| 164 | Martin-Hautus                         | 53% |
| 165 | International Pacific College NZ      | 50% |
| 166 | Te Wananga Takiura                    | 50% |
| 167 | Palmerston North School of Design Ltd | 50% |
| 168 | Phlair International College          | 49% |

This measure shows the proportion of students in a given year who progress to study at a higher level after completing a qualification at levels 1 - 4.

Median: 22%

|     |  |     |
|-----|--|-----|
| 148 | Pacific Training Institute (PTI)         | 54% |
| 148 | Taranaki Educare                         | 54% |
| 150 | Martin-Hautus                            | 53% |
| 151 | Workforce Development Limited            | 53% |
| 152 | Bay of Plenty College of Homeopathy Ltd  | 53% |
| 153 | Quantum Education Group Limited          | 52% |
| 154 | Royal Business College Limited           | 52% |
| 155 | Alphacrucis Limited                      | 51% |
| 156 | Going Places Education Ltd               | 51% |
| 157 | Te Roopu A Iwi o Te Arawa                | 50% |
| 157 | Whitireia Performing Arts Company Ltd    | 50% |
| 159 | The Professional Bar & Restaurant School | 49% |
| 160 | Aperfield Montessori Trust               | 49% |
| 161 | South Pacific College of Nat Therapies   | 49% |
| 162 | Patricks School of Hairdressing Limited  | 48% |
| 163 | Ecumenical Board of Theological Studies  | 48% |
| 164 | Quantum Education Group ES Ltd           | 47% |
| 165 | Good Shepherd College - Te Heparu Pai    | 47% |
| 166 | Metro Training Services (MTS)            | 45% |
| 167 | Agribusiness Training Limited            | 45% |
| 168 | AMS Group Training                       | 45% |

This measure shows the proportion of students in a given year that complete a qualification or re-enrol at the same tertiary education organisation in the following year.

Median: 69%

|     |  |     |
|-----|--|-----|
| 148 | Pacific Training Institute (PTI)         | 54% |
| 148 | Taranaki Educare                         | 54% |
| 150 | Martin-Hautus                            | 53% |
| 151 | Workforce Development Limited            | 53% |
| 152 | Bay of Plenty College of Homeopathy Ltd  | 53% |
| 153 | Quantum Education Group Limited          | 52% |
| 154 | Royal Business College Limited           | 52% |
| 155 | Alphacrucis Limited                      | 51% |
| 156 | Going Places Education Ltd               | 51% |
| 157 | Te Roopu A Iwi o Te Arawa                | 50% |
| 157 | Whitireia Performing Arts Company Ltd    | 50% |
| 159 | The Professional Bar & Restaurant School | 49% |
| 160 | Aperfield Montessori Trust               | 49% |
| 161 | South Pacific College of Nat Therapies   | 49% |
| 162 | Patricks School of Hairdressing Limited  | 48% |
| 163 | Ecumenical Board of Theological Studies  | 48% |
| 164 | Quantum Education Group ES Ltd           | 47% |
| 165 | Good Shepherd College - Te Heparu Pai    | 47% |
| 166 | Metro Training Services (MTS)            | 45% |
| 167 | Agribusiness Training Limited            | 45% |
| 168 | AMS Group Training                       | 45% |

Disclaimer: The results in this report are generated from data submitted by Tertiary Education Organisations. While efforts have been made to verify the information, the Tertiary Education Commission does not attest to the accuracy or completeness of the results.



## SAE Institute

Organisation Type: Private Training Establishment  
Year: 2010

**Successful Completion of Courses**

**Completion of Qualifications**

**Student Progression to Higher Level Study**

**Students Retained in Study**

This measure shows the proportion of courses in a given year that are successfully completed.

This measure shows the proportion of students in a given year who complete a qualification.

This measure shows the proportion of students in a given year who progress to study at a higher level after completing a qualification at levels 1 - 4.

This measure shows the proportion of students in a given year that complete a qualification or re-enrol at the same tertiary education organisation in the following year.

Median: 81%

Median: 75%

Median: 22%

Median: 69%

|     |  |     |
|-----|--|-----|
| 169 | International Travel College of NZ       | 64% |
| 170 | Taranaki Educare                         | 63% |
| 171 | NZ College of Massage                    | 63% |
| 172 | Training For You Limited                 | 61% |
| 173 | The Hairdressing Academy & Col of Beauty | 60% |
| 174 | Te Whare Wananga O Te Pihopatanga        | 60% |
| 175 | Fashion and Faces International          | 59% |
| 176 | Aromaflex Academy                        | 58% |
| 177 | Mara Marketing Limited                   | 57% |
| 178 | CPS Training                             | 55% |
| 179 | Computer Power (NZ) Ltd (Spherion)       | 53% |
| 180 | PEI                                      | 52% |
| 181 | The NZ School of Travel & Tourism        | 50% |
| 182 | Ruben Blades Hairdressing Academy        | 50% |
| 183 | Waikato Institute of Education           | 47% |
| 184 | Onsite Education                         | 47% |
| 185 | Institute of Applied Learning Limited    | 46% |
| 186 | Stott's Cengage Education                | 46% |
| 187 | Waikato Centre for Herbal Medicine Ltd   | 45% |
| 188 | Framework Solutions Limited              | 44% |
| 189 | ICA                                      | 43% |

|     |  |     |
|-----|--|-----|
| 169 | Computer Power (NZ) Ltd (Spherion)       | 49% |
| 170 | Agribusiness Training Limited            | 48% |
| 171 | Lotus Holistic Centre                    | 48% |
| 172 | Crown Institute of Studies               | 47% |
| 173 | Alphacrucis Limited                      | 46% |
| 174 | South Pacific College of Nat Therapies   | 46% |
| 175 | New Zealand College of Chiropractic      | 43% |
| 176 | Onsite Education                         | 42% |
| 177 | PEI                                      | 42% |
| 178 | Electec National College of Tech Ltd     | 41% |
| 179 | Nelson Technical Institute Ltd           | 40% |
| 180 | Framework Solutions Limited              | 36% |
| 181 | Aperfield Montessori Trust               | 35% |
| 182 | AMS Group Training                       | 26% |
| 183 | Ecumenical Board of Theological Studies  | 23% |
| 184 | Ruben Blades Hairdressing Academy        | 22% |
| 185 | Waikato Centre for Herbal Medicine Ltd   | 17% |
| 186 | Te Whare Wananga O Te Pihopatanga        | 16% |
| 187 | The NZ School of Travel & Tourism        | 16% |
| 188 | Chubb Training Solutions                 | 15% |
| 189 | Auckland College of Classical Homeopathy | 0%  |

|     |  |     |
|-----|--|-----|
| 169 | The Hairdressing Academy & Col of Beauty | 43% |
| 170 | Waikato Centre for Herbal Medicine Ltd   | 43% |
| 171 | NZIH                                     | 43% |
| 172 | Catholic Institute of Aotearoa NZ        | 41% |
| 173 | Waikato Institute of Education           | 40% |
| 174 | Ruben Blades Hairdressing Academy        | 40% |
| 175 | Crown Institute of Studies               | 40% |
| 176 | Success Maker Education Centre           | 40% |
| 177 | Onsite Education                         | 38% |
| 178 | Naturopathic College of New Zealand      | 35% |
| 179 | Stott's Cengage Education                | 33% |
| 180 | Nelson Technical Institute Ltd           | 33% |
| 181 | Institute of Applied Learning Limited    | 31% |
| 182 | Learning Post Ltd                        | 30% |
| 183 | The Sir Edmund Hillary Outdoor Pursuits  | 30% |
| 184 | Framework Solutions Limited              | 29% |
| 185 | Chubb Training Solutions                 | 29% |
| 186 | Ellipse Institute                        | 28% |
| 187 | PEI                                      | 27% |
| 188 | Tipu Ora                                 | 24% |
| 189 | The NZ School of Travel & Tourism        | 17% |

Disclaimer: The results in this report are generated from data submitted by Tertiary Education Organisations. While efforts have been made to verify the information, the Tertiary Education Commission does not attest to the accuracy or completeness of the results.



## SAE Institute

Organisation Type: Private Training Establishment

Year: 2010



### Successful Completion of Courses

This measure shows the proportion of courses in a given year that are successfully completed.

Median: 81%

|     |  |     |
|-----|--|-----|
| 190 | Trade Education Limited                  | 38% |
| 191 | Auckland College of Classical Homeopathy | 33% |
| 192 | NZ Career College (2010) Limited         | 32% |
| 193 | Chubb Training Solutions                 | 15% |



### Completion of Qualifications

This measure shows the proportion of students in a given year who complete a qualification.

Median: 75%

|     |   |    |
|-----|---|----|
| 189 | ICA                                     | 0% |
| 189 | NZ Career College (2010) Limited        | 0% |
| 189 | Occupational Safety Management (NZ) Ltd | 0% |
| 189 | Trinity Methodist Theological College   | 0% |



### Student Progression to Higher Level Study

This measure shows the proportion of students in a given year who progress to study at a higher level after completing a qualification at levels 1 - 4.

Median: 22%



### Students Retained in Study

This measure shows the proportion of students in a given year that complete a qualification or re-enrol at the same tertiary education organisation in the following year.

Median: 69%

|     |  |    |
|-----|--|----|
| 190 | ICA                                      | 4% |
| 191 | Auckland College of Classical Homeopathy | 1% |
| 192 | Directions Appearance Technology Trainin | 0% |
| 192 | MASTERS Institute                        | 0% |
| 192 | NZ Career College (2010) Limited         | 0% |
| 192 | Occupational Safety Management (NZ) Ltd  | 0% |
| 192 | Wellington Performing Arts Centre Limite | 0% |

Disclaimer: The results in this report are generated from data submitted by Tertiary Education Organisations. While efforts have been made to verify the information, the Tertiary Education Commission does not attest to the accuracy or completeness of the results.