



All Industry Training Organisations

Organisation Type: **Industry Training Organisation**

Year: **2010**



Achievement of Credits

All Levels of Study

65%

Levels 1 & 2	58%
Levels 3 & 4	69%
Levels 5 & above	44%

This measure shows the number of credits that were achieved by trainees in a given year, as a proportion of the credits trainees were enrolled in.



Completion of Programmes

All Levels of Study

55%

Levels 1 & 2	45%
Levels 3 & 4	59%
Levels 5 & above	63%

This measure shows the number of programmes that were completed in a given year, as a proportion of the credits trainees were enrolled in.

About Industry Training

In 2010, the TEC funded 38 Industry Training Organisations (ITOs) through the Industry Training Fund and Modern Apprenticeships Scheme.

Industry training organisations do not provide training themselves, but act as brokers between employers and training providers.

ITOs range in size from small ITOs that may cover a single industry to large ITOs that cover multiple industries

Many of the industries that ITOs represent have long established trades and apprenticeship models with an associated history and culture of regulated training, other ITOs may represent industries where the culture of training is still developing.

ITOs are expected to receive a cash contribution from their industries. The volume of this contribution is expected to be at least 30 percent of the total funding an ITO receives. Firms may contribute to the cost of training in other ways.

Government expectations of Industry Training

The Government expects Industry Training Organisations to:

- Enable working New Zealanders to complete nationally recognised qualifications
- Create clear pathways towards advanced trade qualifications at levels four and above
- Build and maintain strong support from the industries they serve.

To give effect to these expectations, ITOs have three statutory functions:

- to set skill standards for their industry
- to develop arrangements for the delivery of training
- to provide leadership within their industry on skill and training needs

Tertiary Education Strategy

The Tertiary Education Strategy calls for better performance from the tertiary education sector as well as raising achievement for all learners under 25, and for Māori and Pacific learners.

Context

Number of trainees: 195,963

Number of STMs*: 58,351

Trainee ethnicity*		Level of study	
European	63%	Level 1-2	35%
Māori	17%	Level 3-4	61%
Pacific	8%	Level 5 and above	4%
Other	12%		

*Standard training measures - an STM is the amount of training required to achieve 120 credits.



Apparel and Textile ITO

Organisation Type: **Industry Training Organisation**

Year: **2010**



Achievement of Credits

All Levels of Study

31%

* Information not available for this level group.

Levels 1 & 2	24%
Levels 3 & 4	42%
Levels 5 & above	*

This measure shows the number of credits that were achieved by trainees in a given year, as a proportion of the credits trainees were enrolled in.



Completion of Programmes

All Levels of Study

20%

* Information not available for this level group.

Levels 1 & 2	10%
Levels 3 & 4	35%
Levels 5 & above	*

This measure shows the number of programmes that were completed in a given year as a proportion of the equivalent programmes trainees were enrolled in.

Context

Trainees: 1,478

STMs*: 287

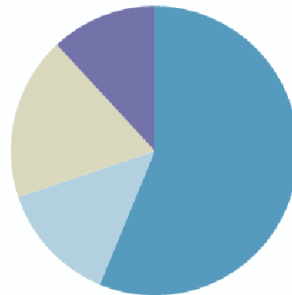
Industry Coverage

Industry Cash Contribution: 20%

Further information about trainee characteristics may be available on the organisation's website.

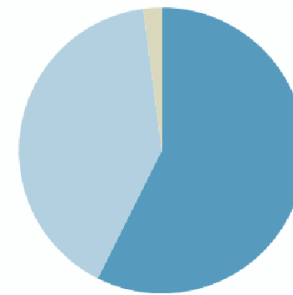
*STMs (Standard Training Measures) show the number of equivalent full-time trainees.

Trainee Ethnicity



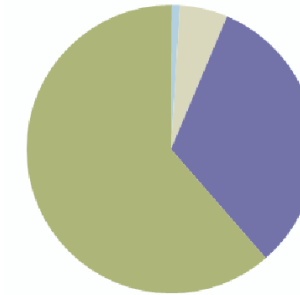
European	54%
Maori	14%
Pacific	19%
Other	13%

Level of Study



Levels 1 & 2	62%
Levels 3 & 4	35%
Levels 5 & above	3%

Trainee Age



17 Years and Under	0%
18 - 19	1%
20 - 24	6%
25 - 39	32%
40 Years and Over	61%

Contacts

P O Box 13210
Christchurch
8013
(04) 499 6570

The Performance of Tertiary Education Organisations

www.tec.govt.nz



Tertiary Education Commission
Te Amorangi Mātauranga Matua

Comparative Educational Performance

Organisation Type: **Industry Training Organisation**
Year: **2010**



Achievement of Credits

This measure shows the number of credits that were achieved by trainees in a given year, as a proportion of the credits trainees were enrolled in.



Completion of Programmes

This measure shows the number of programmes that were completed in a given year, as a proportion of the credits trainees were enrolled in.

Median: 53%

1	Building and Construction ITO	100%		20	Decorate NZ / Floor NZ	53%	
2	NZITO	100%		21	Real ITO	52%	
3	NZ Marine ITO	100%		22	Joinery ITO	51%	
4	HITO	96%		23	Local Government ITO	51%	
5	Infra Train NZ	84%		24	Creative Trades ITO	45%	
6	Opportunity Training Organisation	81%		25	Agriculture ITO	45%	
7	HSI	70%		26	Learning State Limited	44%	
8	PGDRITO	69%		27	EMQUAL	42%	
9	Competenz	64%		28	NZ Horticulture ITO	41%	
10	Retail Meat ITO	63%		29	Electricity Supply ITO	40%	
11	Communications and Media ITO	62%		30	The Social Services ITO	39%	
12	Building Services ITO	62%		31	Retail Institute	39%	
13	Careerforce	61%		32	Plastics and Materials ITO	36%	
14	NZ Equine ITO	59%		33	Tranzqual ITO	35%	
15	NZ Motor ITO (Inc)	58%		34	Pharmacy ITO	34%	
16	NZ Sports Turf ITO	57%		35	Skills Active Limited	33%	
17	ETITO	55%		36	Apparel and Textile ITO	31%	
18	ATTTO	53%		37	Seafood ITO	24%	
19	Forestry Industries ITO	53%		38	Extractive Industries ITO	15%	

Median: 47%

1	Building and Construction ITO	100%		20	Extractive Industries ITO	46%	
2	Retail Meat ITO	100%		21	PGDRITO	45%	
3	Joinery ITO	98%		22	Electricity Supply ITO	45%	
4	NZ Motor ITO (Inc)	89%		23	Decorate NZ / Floor NZ	43%	
5	NZITO	79%		24	Learning State Limited	43%	
6	Local Government ITO	77%		25	Building Services ITO	39%	
7	HITO	68%		26	Forestry Industries ITO	36%	
8	NZ Marine ITO	66%		27	Tranzqual ITO	35%	
9	Competenz	66%		28	Agriculture ITO	34%	
10	Creative Trades ITO	61%		29	NZ Horticulture ITO	31%	
11	Communications and Media ITO	56%		30	NZ Equine ITO	30%	
12	NZ Sports Turf ITO	56%		31	Plastics and Materials ITO	29%	
13	Pharmacy ITO	54%		32	The Social Services ITO	27%	
14	Infra Train NZ	52%		33	Skills Active Limited	26%	
15	ATTTO	51%		34	Opportunity Training Organisation	26%	
16	HSI	51%		35	Retail Institute	22%	
17	EMQUAL	50%		36	Seafood ITO	21%	
18	ETITO	47%		37	Apparel and Textile ITO	20%	
19	Careerforce	47%		38	Real ITO	16%	

How to read the graphs:



Disclaimer: The results in this report are generated from data submitted by Tertiary Education Organisations. While efforts have been made to verify the information, the Tertiary Education Commission does not attest to the accuracy or completeness of the results.