

# The Performance of Tertiary Education Organisations

www.tec.govt.nz



Tertiary Education Commission  
Te Amorangi Mātauranga Matua

## All Institutes of Technology and Polytechnics

Year: 2009



### Successful Completion of Courses

Level 1-2	61%
Level 3-4	65%
Level 5-6	69%
Level 7-8	83%

This measure shows the proportion of courses in a given year that are successfully completed.



### Completion of Qualifications

Level 1-2	42%
Level 3-4	44%
Level 5-6	44%
Level 7-8	70%
Level 9-10	64%

This measure shows the proportion of students in a given year who complete a qualification.



### Student Progression to Higher Level Study

Level 1	35%
Level 2	32%
Level 3	26%
Level 4	24%

This measure shows the proportion of students in a given year who progress to study at a higher level after completing a qualification at levels 1-4.



### Students Retained in Study

Level 1-2	31%
Level 3-4	36%
Level 5-6	52%
Level 7-8	73%
Level 9-10	79%

This measure shows the proportion of students in a given year who complete a qualification or re-enrol at the same tertiary education organisation in the following year.

### About Institutes of Technology and Polytechnics

The TEC funds 20 Institutes of Technology and Polytechnics around New Zealand through Student Achievement Component funding.

These organisations range from those receiving funding for 1,009 to over 8,000 equivalent full-time student places.

The type of students at a specific individual Institute of Technology or Polytechnic will influence its performance. For example, part-time and extra-mural students often have work or family commitments and cannot devote as much time and energy to their studies. They may also have different study goals. This can be seen for example with the Open Polytechnic of New Zealand which has a large distance learning roll.

### Government expectations of Institutes of Technology and Polytechnics

The Government expects Institutes of Technology and Polytechnics to:

- Enable a wide range of students to complete industry relevant certificate, diploma and applied degree qualifications
- Enable local access to appropriate tertiary education
- Support students with low literacy, language and numeracy skills to improve these skills and progress to higher levels of learning
- Work with industry to ensure that vocational learning meets industry needs

### Tertiary Education Strategy

The Tertiary Education Strategy calls for better performance from the tertiary education sector as well as raising achievement for all learners under 25, and for Māori and Pacific learners.

### Context

Number of students in total: 184,157

Number of equivalent full-time student places: 67,491

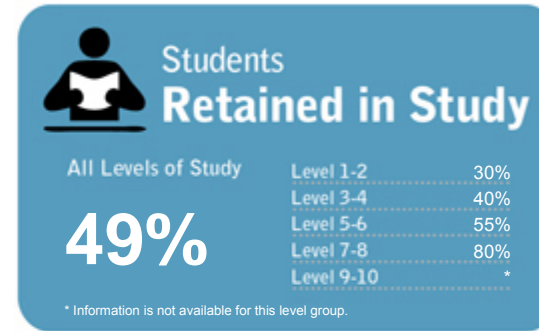
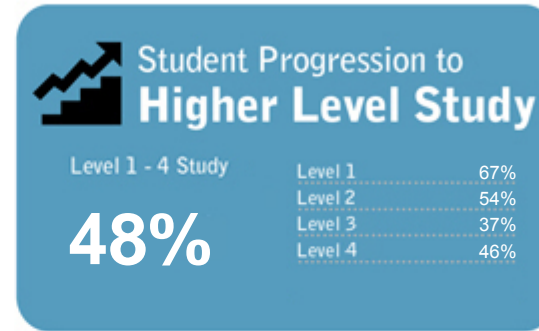
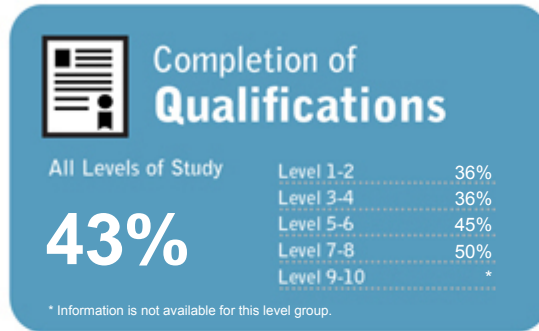
Student ethnicity*		Level of study	
European	67%	Level 1-2	17%
Māori	20%	Level 3-4	38%
Pacific	8%	Level 5-6	21%
Asian	10%	Level 7-8	24%
Other	5%	Level 9-10	0%

\*Total may exceed 100% as some students identify with more than one ethnicity.



## Eastern Institute of Technology

Organisation Type: Institute of Technology or Polytechnic  
Year: 2009



This measure shows the proportion of courses in a given year that are successfully completed.

This measure shows the proportion of students in a given year who complete a qualification.

This measure shows the proportion of students in a given year who progress to study at a higher level after completing a qualification at levels 1 - 4.

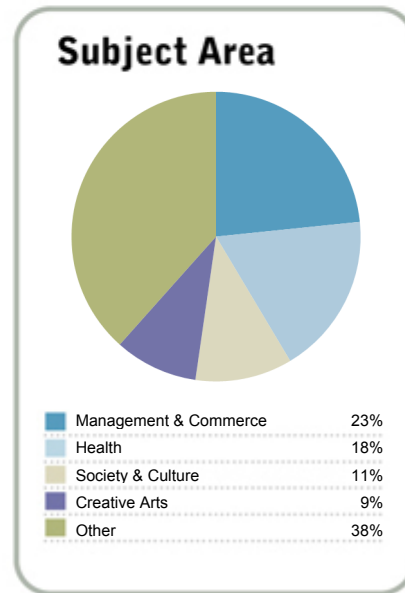
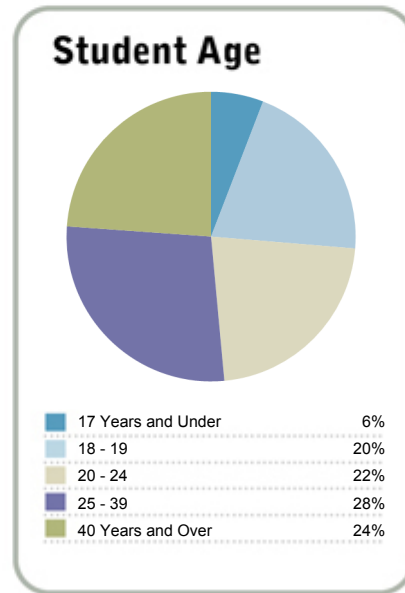
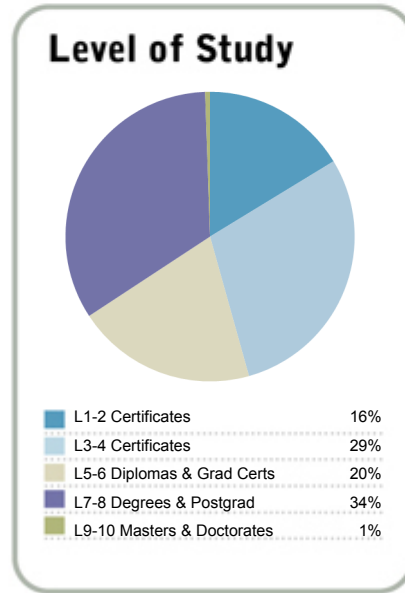
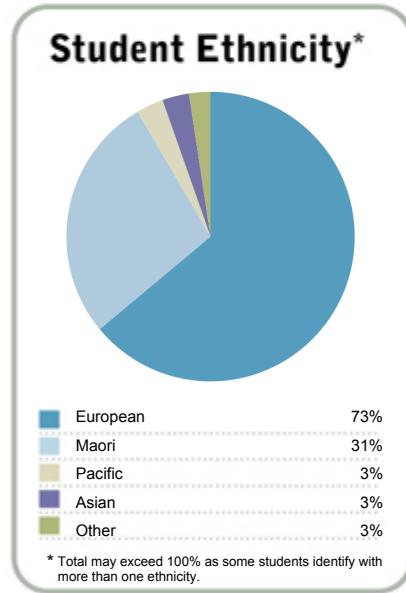
This measure shows the proportion of students in a given year that complete a qualification or re-enrol at the same tertiary education organisation in the following year.

### Context

EFTS\*: 2553  
Students: 5767

Further information about student characteristics may be available on the organisation's website.

\* Number of equivalent full time students.



### Contacts

Private Bag 1201  
Taradale  
Napier 4142  
New Zealand  
06 974 8000

www.eit.ac.nz

Disclaimer: The results in this report are generated from data submitted by Tertiary Education Organisations. While efforts have been made to verify the information, the Tertiary Education Commission does not attest to the accuracy or completeness of the results.



## Eastern Institute of Technology

Organisation Type: Institute of Technology or Polytechnic  
Year: 2009



### Successful Completion of Courses



### Completion of Qualifications



### Student Progression to Higher Level Study



### Students Retained in Study

This measure shows the proportion of courses in a given year that are successfully completed.

This measure shows the proportion of students in a given year who complete a qualification.

This measure shows the proportion of students in a given year who progress to study at a higher level after completing a qualification at levels 1 - 4.

This measure shows the proportion of students in a given year that complete a qualification or re-enrol at the same tertiary education organisation in the following year.

Median: 70%

1	Christchurch Polytechnic Inst of	78%
2	Aoraki Polytechnic	76%
3	Manukau Institute of Technology	76%
4	Waikato Institute of Technology	76%
5	Unitec New Zealand	75%
6	Otago Polytechnic	74%
7	Tai Poutini Polytechnic	73%
8	Whitireia Community Polytechnic	73%
9	Northland Polytechnic	72%
10	Telford Rural Polytechnic	72%
11	Nelson Marlborough Inst of	68%
12	Bay of Plenty Polytechnic	68%
13	<b>Eastern Institute of Technology</b>	<b>67%</b>
14	Wellington Institute of Technology	67%
15	Southern Institute of Technology	66%
16	Western Institute of Technology	65%
17	Open Polytechnic	62%
18	Tairāwhiti Polytechnic	59%
19	Universal College of Learning	56%
20	Wairariki Institute of Technology	50%

Median: 51%

1	Waikato Institute of Technology	65%
2	Otago Polytechnic	64%
3	Manukau Institute of Technology	58%
4	Telford Rural Polytechnic	58%
5	Wellington Institute of Technology	57%
6	Whitireia Community Polytechnic	56%
7	Unitec New Zealand	55%
8	Bay of Plenty Polytechnic	55%
9	Christchurch Polytechnic Inst of	54%
10	Aoraki Polytechnic	51%
11	Nelson Marlborough Inst of	51%
12	Western Institute of Technology	45%
13	Universal College of Learning	45%
14	Tai Poutini Polytechnic	44%
15	Tairāwhiti Polytechnic	44%
16	Northland Polytechnic	44%
17	<b>Eastern Institute of Technology</b>	<b>43%</b>
18	Southern Institute of Technology	42%
19	Wairariki Institute of Technology	34%
20	Open Polytechnic	21%

Median: 29%

1	<b>Eastern Institute of Technology</b>	<b>48%</b>
2	Manukau Institute of Technology	43%
3	Southern Institute of Technology	43%
4	Wairariki Institute of Technology	42%
5	Wellington Institute of Technology	37%
6	Northland Polytechnic	34%
7	Universal College of Learning	32%
8	Western Institute of Technology	32%
9	Unitec New Zealand	31%
10	Waikato Institute of Technology	30%
11	Whitireia Community Polytechnic	28%
12	Otago Polytechnic	28%
13	Bay of Plenty Polytechnic	28%
14	Christchurch Polytechnic Inst of	26%
15	Aoraki Polytechnic	24%
16	Open Polytechnic	20%
17	Tai Poutini Polytechnic	18%
18	Tairāwhiti Polytechnic	18%
19	Nelson Marlborough Inst of	17%
20	Telford Rural Polytechnic	15%

Median: 47%

1	Telford Rural Polytechnic	68%
2	Unitec New Zealand	59%
3	Universal College of Learning	53%
4	Manukau Institute of Technology	52%
5	Waikato Institute of Technology	51%
6	Wellington Institute of Technology	51%
7	Whitireia Community Polytechnic	49%
8	<b>Eastern Institute of Technology</b>	<b>49%</b>
9	Nelson Marlborough Inst of	47%
10	Otago Polytechnic	47%
11	Northland Polytechnic	46%
12	Bay of Plenty Polytechnic	45%
13	Christchurch Polytechnic Inst of	44%
14	Tairāwhiti Polytechnic	43%
15	Western Institute of Technology	40%
16	Southern Institute of Technology	38%
17	Wairariki Institute of Technology	28%
18	Aoraki Polytechnic	27%
19	Tai Poutini Polytechnic	26%
20	Open Polytechnic	24%

How to read the graphs:

00    Lorem ipsum    00%   

Organisation    Percentage    Performance

Disclaimer: The results in this report are generated from data submitted by Tertiary Education Organisations. While efforts have been made to verify the information, the Tertiary Education Commission does not attest to the accuracy or completeness of the results.