



## All Other Tertiary Education Providers

Year: 2009



### Successful Completion of Courses

Level 1-2	52%
Level 3-4	69%
Level 5-6	39%
Level 7-8	82%

This measure shows the proportion of courses in a given year that are successfully completed.



### Completion of Qualifications

Level 1-2	34%
Level 3-4	43%
Level 5-6	24%
Level 7-8	57%
Level 9-10	* %

\*Information not available at this level

This measure shows the proportion of students in a given year who complete a qualification.



### Student Progression to Higher Level Study

Level 1	* %
Level 2	39%
Level 3	30%
Level 4	12%

\*Information not available at this level

This measure shows the proportion of students in a given year who progress to study at a higher level after completing a qualification at levels 1-4.



### Students Retained in Study

Level 1-2	33%
Level 3-4	24%
Level 5-6	26%
Level 7-8	84%
Level 9-10	* %

\*Information not available at this level

This measure shows the proportion of students in a given year who complete a qualification or re-enrol at the same tertiary education organisation in the following year.

### About Other Tertiary Education Providers

Other Tertiary Education Providers are a small group of providers that offer a diverse range of education. In 2009, seven Other Tertiary Education Providers received Student Achievement Component funding.

The type of students at a specific Other Tertiary Education Provider will influence its performance. For example, part-time and extra-mural students often have work or family commitments and cannot devote as much time and energy to their studies and may have different study goals.

### Other Tertiary Education Providers from 2011

Other Tertiary Education Providers are currently treated as a separate organisation type. From 2011 onwards, the educational performance of Other Tertiary Education Providers will be reported in conjunction with Private Training Establishments.

#### Tertiary Education Strategy

The Tertiary Education Strategy calls for better performance from the tertiary education sector as well as raising achievement for all learners under 25, and for Māori and Pacific learners.

### Context

Number of students in total: 9,729

Number of equivalent full-time student places: 3,371

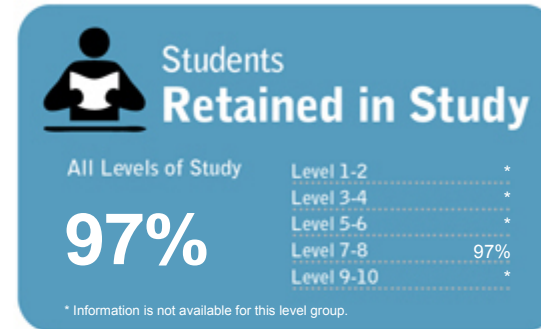
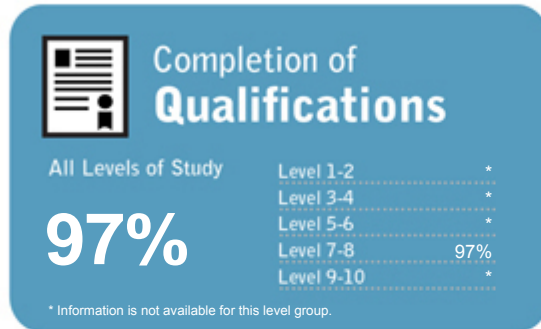
Student ethnicity*		Level of study	
European	50%	Level 1-2	17%
Māori	46%	Level 3-4	20%
Pacific	6%	Level 5-6	20%
Asian	4%	Level 7-8	43%
Other	1%	Level 9-10	0%

\*Total may exceed 100% as some students identify with more than one ethnicity.



## Institute of Professional Legal Studies

Organisation Type: Other Tertiary Education Provider  
Year: 2009



This measure shows the proportion of courses in a given year that are successfully completed.

This measure shows the proportion of students in a given year who complete a qualification.

This measure shows the proportion of students in a given year who progress to study at a higher level after completing a qualification at levels 1 - 4.

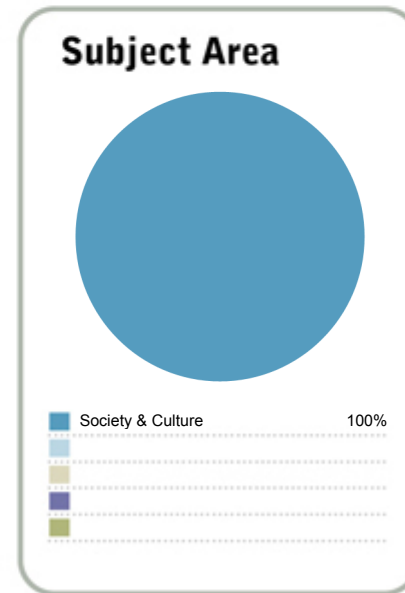
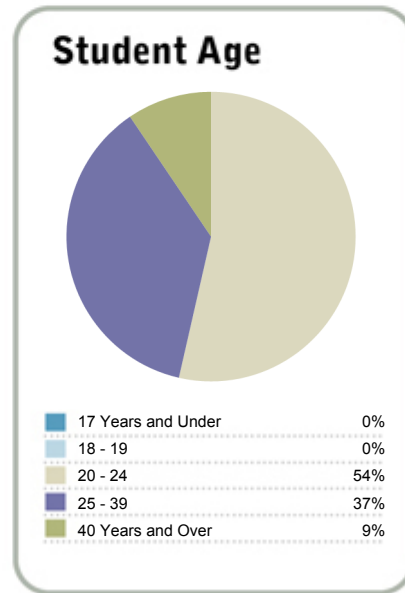
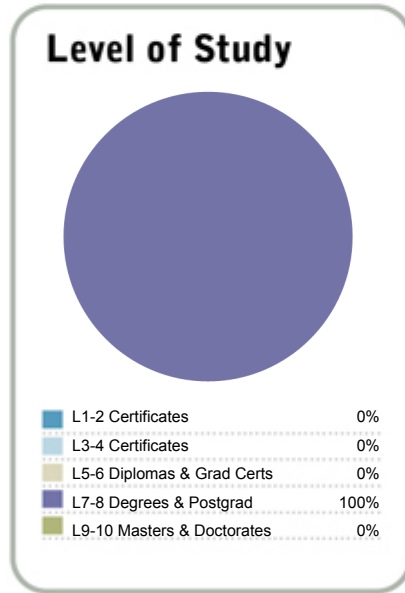
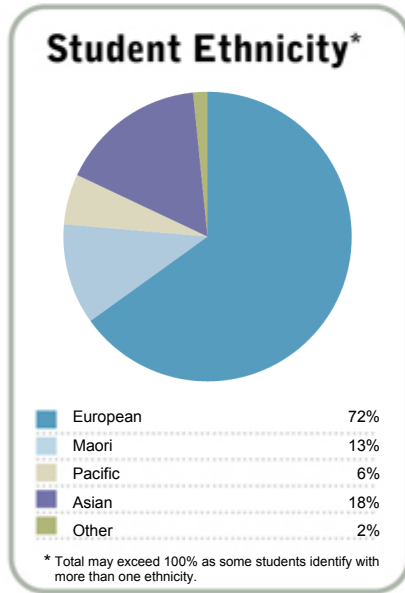
This measure shows the proportion of students in a given year that complete a qualification or re-enrol at the same tertiary education organisation in the following year.

### Context

EFTS\*: 167  
Students: 547

Further information about student characteristics may be available on the organisation's website.

\* Number of equivalent full time students.



### Contacts

PO Box 6946  
AUCKLAND 1141  
New Zealand  
09 358 1204



## Institute of Professional Legal Studies

Organisation Type: Other Tertiary Education Provider  
Year: 2009

### Successful Completion of Courses

### Completion of Qualifications

### Student Progression to Higher Level Study

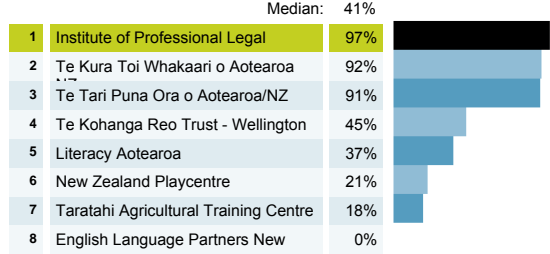
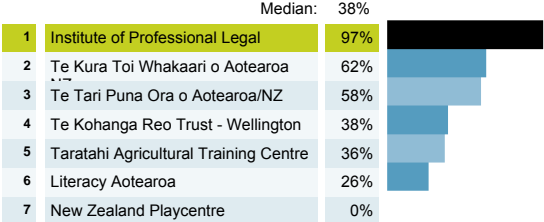
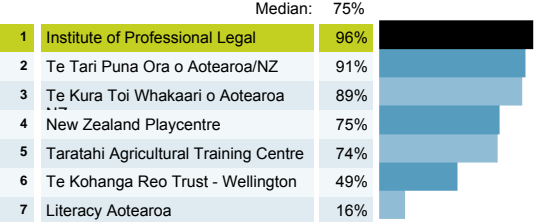
### Students Retained in Study

This measure shows the proportion of courses in a given year that are successfully completed.

This measure shows the proportion of students in a given year who complete a qualification.

This measure shows the proportion of students in a given year who progress to study at a higher level after completing a qualification at levels 1 - 4.

This measure shows the proportion of students in a given year that complete a qualification or re-enrol at the same tertiary education organisation in the following year.



Information is not available for this Indicator for this Organisation.

How to read the graphs:

00	Organisation	00%	Performance
----	--------------	-----	-------------

Disclaimer: The results in this report are generated from data submitted by Tertiary Education Organisations. While efforts have been made to verify the information, the Tertiary Education Commission does not attest to the accuracy or completeness of the results.