

The Performance of Tertiary Education Organisations

www.tec.govt.nz



Tertiary Education Commission
Te Amorangi Mātauranga Matua

All Universities

Year: 2009



Successful Completion of Courses

Level 1-2	* %
Level 3-4	69%
Level 5-6	74%
Level 7-8	84%

*Information not available at this level

This measure shows the proportion of courses in a given year that are successfully completed.



Completion of Qualifications

Level 1-2	* %
Level 3-4	38%
Level 5-6	54%
Level 7-8	69%
Level 9-10	67%

*Information not available at this level

This measure shows the proportion of students in a given year who complete a qualification.



Student Progression to Higher Level Study

Level 1	* %
Level 2	* %
Level 3	57%
Level 4	75%

*Information not available at this level

This measure shows the proportion of students in a given year who progress to study at a higher level after completing a qualification at levels 1-4.



Students Retained in Study

Level 1-2	* %
Level 3-4	59%
Level 5-6	62%
Level 7-8	82%
Level 9-10	84%

*Information not available at this level

This measure shows the proportion of students in a given year who complete a qualification or re-enrol at the same tertiary education organisation in the following year.

About Universities

The TEC funds eight universities through Student Achievement Component funding. These organisations range from those receiving funding for fewer than 2,000 to over 25,000 equivalent full-time student places.

However universities are also expected to do more than teaching and learning. Universities have an important research role. The performance information presented here does not include information about research.

The type of students at a specific university will influence its performance. For example, part-time and extra-mural students often have work or family commitments and cannot devote as much time and energy to their studies. They may also have different study goals. For example, Massey University has a large extra-mural roll.

Government expectations of Universities

The Government expects universities to:

- Enable a wide range of students to successfully complete degree and postgraduate qualifications
- Undertake internationally recognised research
- Create and share new knowledge that contributes to New Zealand's economic and social development and environmental management

Tertiary Education Strategy

The Tertiary Education Strategy calls for better performance from the tertiary education sector as well as raising achievement for all learners under 25, and for Māori and Pacific learners.

Context

Number of students in total: 159,754

Number of equivalent full-time student places: 118,918

Student ethnicity*		Level of study	
European	68%	Level 1-2	0%
Māori	9%	Level 3-4	2%
Pacific	6%	Level 5-6	3%
Asian	21%	Level 7-8	85%
Other	7%	Level 9-10	9%

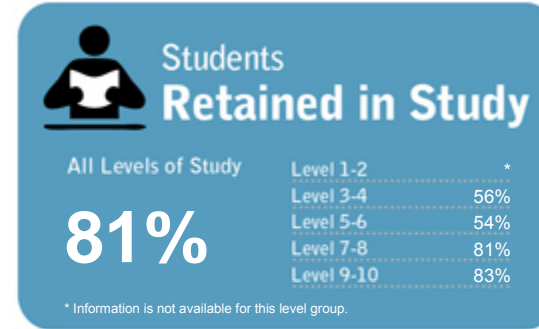
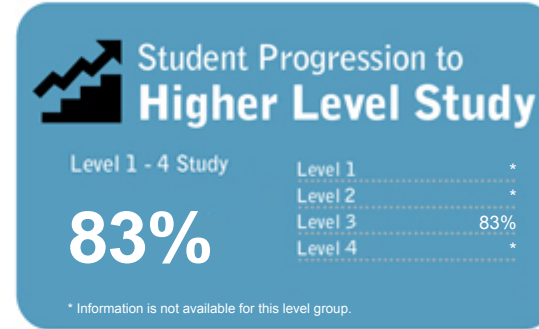
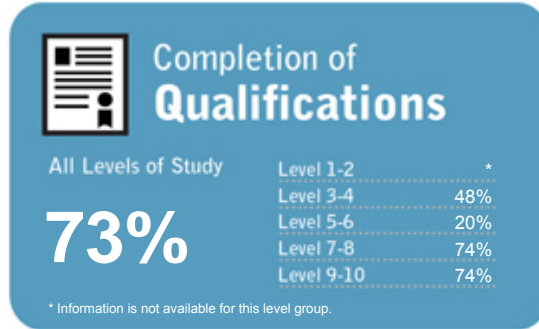
*Total may exceed 100% as some students identify with more than one ethnicity.

Disclaimer: The results in this report are generated from data submitted by Tertiary Education Organisations. While efforts have been made to verify the information, the Tertiary Education Commission does not attest to the accuracy or completeness of the results.



University of Waikato

Organisation Type: University
Year: 2009



This measure shows the proportion of courses in a given year that are successfully completed.

This measure shows the proportion of students in a given year who complete a qualification.

This measure shows the proportion of students in a given year who progress to study at a higher level after completing a qualification at levels 1 - 4.

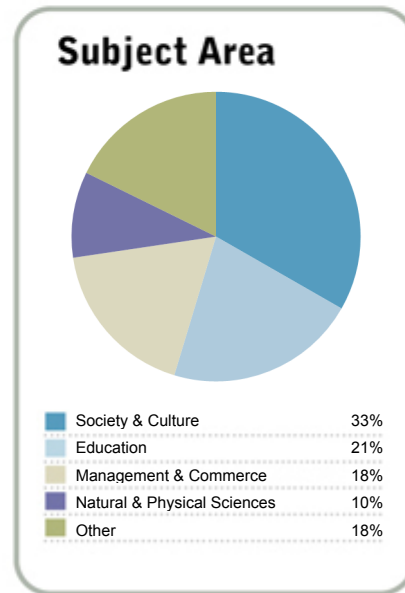
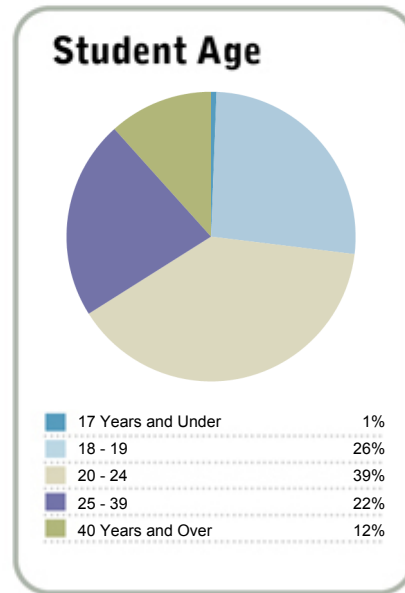
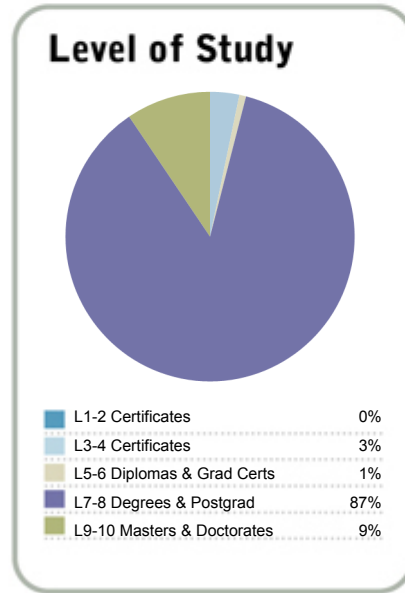
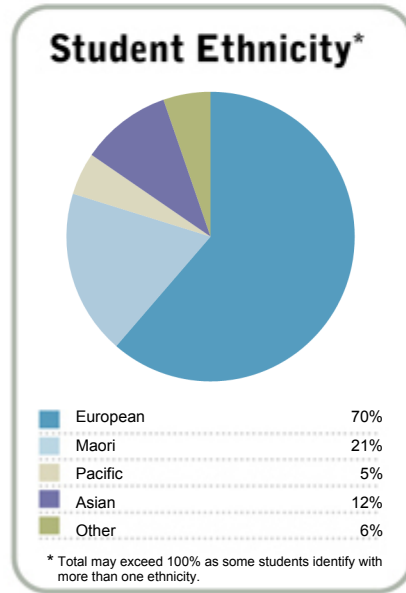
This measure shows the proportion of students in a given year that complete a qualification or re-enrol at the same tertiary education organisation in the following year.

Context

EFTS*: 8700
Students: 11277

Further information about student characteristics may be available on the organisation's website.

* Number of equivalent full time students.



Contacts

Private Bag 3105
Hillcrest
HAMILTON 3240
New Zealand
07 856 2889



University of Waikato

Organisation Type: **University**

Year: **2009**

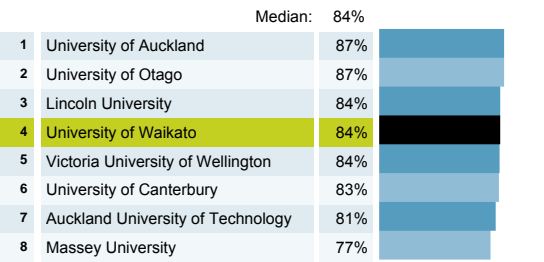
Successful Completion of Courses

Completion of Qualifications

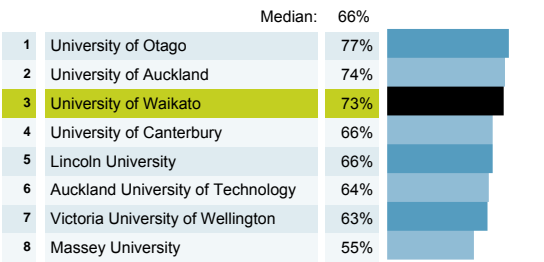
Student Progression to Higher Level Study

Students Retained in Study

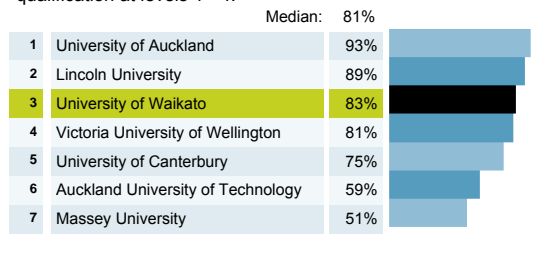
This measure shows the proportion of courses in a given year that are successfully completed.



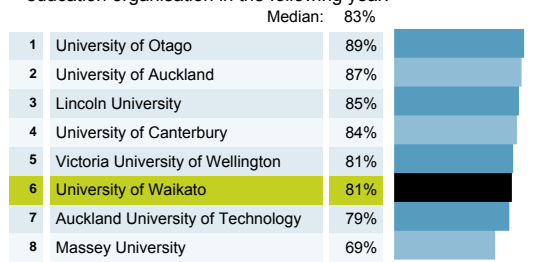
This measure shows the proportion of students in a given year who complete a qualification.



This measure shows the proportion of students in a given year who progress to study at a higher level after completing a qualification at levels 1 - 4.



This measure shows the proportion of students in a given year that complete a qualification or re-enrol at the same tertiary education organisation in the following year.



How to read the graphs:

00	00%
Organisation	Percentage Performance

Disclaimer: The results in this report are generated from data submitted by Tertiary Education Organisations. While efforts have been made to verify the information, the Tertiary Education Commission does not attest to the accuracy or completeness of the results.