

The Performance of Tertiary Education Organisations

www.tec.govt.nz



Tertiary Education Commission
Te Amorangi Mātauranga Matua

All Private Training Establishments

Year: 2009



Successful Completion of Courses

Level 1-2	* %
Level 3-4	69%
Level 5-6	73%
Level 7-8	84%

*Information not available at this level

This measure shows the proportion of courses in a given year that are successfully completed.



Completion of Qualifications

Level 1-2	* %
Level 3-4	65%
Level 5-6	69%
Level 7-8	91%
Level 9-10	95%

*Information not available at this level

This measure shows the proportion of students in a given year who complete a qualification.



Student Progression to Higher Level Study

Level 1	* %
Level 2	* %
Level 3	30%
Level 4	21%

*Information not available at this level

This measure shows the proportion of students in a given year who progress to study at a higher level after completing a qualification at levels 1-4.



Students Retained in Study

Level 1-2	* %
Level 3-4	52%
Level 5-6	68%
Level 7-8	73%
Level 9-10	73%

*Information not available at this level

This measure shows the proportion of students in a given year who complete a qualification or re-enrol at the same tertiary education organisation in the following year.

About Private Training Establishments

The TEC funds 199 individual Private Training Establishments through its Student Achievement Component fund. These organisations range in size from those receiving funding for fewer than 20 to those receiving funding for over 1,500 equivalent full-time student places. The details in this document are only about Student Achievement Component funded provision.

In many cases, Private Training Establishments also receive other TEC or Government funding. This, along with the differences in size means that meaningful comparison between Private Training Establishments can be difficult.

The type of students at a specific Private Training Establishment will influence its performance as well as the quality of the provision. For example, part-time and extra-mural students often have work or family commitments and cannot devote as much time and energy to their studies. They may also have different study goals.

Government expectations of Private Training Establishments

The Government expects Private Training Establishments to:

- Enable students to complete high-quality qualifications that lead to employment or higher-level education
- Deliver tailored learning opportunities, such as marae and iwi-based provision and Pasifika learning environments
- Provide specialised qualifications and training

Tertiary Education Strategy

The Tertiary Education Strategy calls for better performance from the tertiary education sector as well as raising achievement for all learners under 25, and for Māori and Pacific learners.

Context

Number of students in total: 47,715

Number of equivalent full-time student places: 27,878

Student ethnicity*	Level of study
European	52% Level 1-2 0%
Māori	26% Level 3-4 58%
Pacific	17% Level 5-6 28%
Asian	11% Level 7-8 11%
Other	4% Level 9-10 1%

*Total may exceed 100% as some students identify with more than one ethnicity.

Disclaimer: The results in this report are generated from data submitted by Tertiary Education Organisations. While efforts have been made to verify the information, the Tertiary Education Commission does not attest to the accuracy or completeness of the results.



Canterbury College of Natural Medicine

Organisation Type: Private Training Establishment
Year: 2009



Successful Completion of Courses

All Levels of Study

82%

Level 1-2	*
Level 3-4	*
Level 5-6	81%
Level 7-8	*
Level 9-10	*

* Information is not available for this level group.



Completion of Qualifications

All Levels of Study

62%

Level 1-2	*
Level 3-4	*
Level 5-6	60%
Level 7-8	*
Level 9-10	*

* Information is not available for this level group.



Student Progression to Higher Level Study

Level 1 - 4 Study

Level 1	*
Level 2	*
Level 3	*
Level 4	*

* Information is not available for this level group.



Students Retained in Study

All Levels of Study

74%

Level 1-2	*
Level 3-4	*
Level 5-6	75%
Level 7-8	*
Level 9-10	*

* Information is not available for this level group.

This measure shows the proportion of courses in a given year that are successfully completed.

This measure shows the proportion of students in a given year who complete a qualification.

This measure shows the proportion of students in a given year who progress to study at a higher level after completing a qualification at levels 1 - 4.

This measure shows the proportion of students in a given year that complete a qualification or re-enrol at the same tertiary education organisation in the following year.

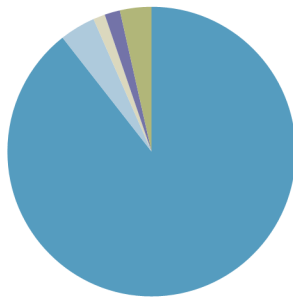
Context

EFTS*: 95
Students: 160

Further information about student characteristics may be available on the organisation's website.

* Number of equivalent full time students.

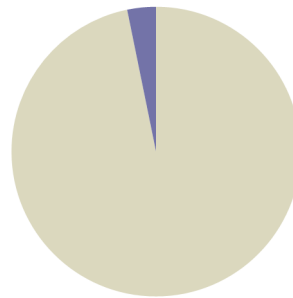
Student Ethnicity*



European	94%
Maori	4%
Pacific	1%
Asian	2%
Other	4%

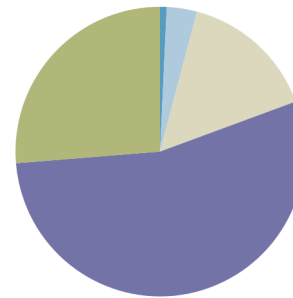
* Total may exceed 100% as some students identify with more than one ethnicity.

Level of Study



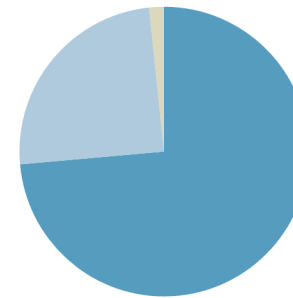
L1-2 Certificates	0%
L3-4 Certificates	0%
L5-6 Diplomas & Grad Certs	97%
L7-8 Degrees & Postgrad	3%
L9-10 Masters & Doctorates	0%

Student Age



17 Years and Under	1%
18 - 19	3%
20 - 24	15%
25 - 39	54%
40 Years and Over	26%

Subject Area



Health	74%
Natural & Physical Sciences	25%
Management & Commerce	2%

Contacts

PO Box 4529
CHRISTCHURCH
8140
New Zealand
03 366 0373



Canterbury College of Natural Medicine Organisation Type: Private Training Establishment

Year: 2009



Successful Completion of Courses



Completion of Qualifications



Student Progression to Higher Level Study



Students Retained in Study

This measure shows the proportion of courses in a given year that are successfully completed.

Median: 74%

This measure shows the proportion of students in a given year who complete a qualification.

Median: 71%

This measure shows the proportion of students in a given year who progress to study at a higher level after completing a qualification at levels 1 - 4.

Median: 20%

This measure shows the proportion of students in a given year that complete a qualification or re-enrol at the same tertiary education organisation in the following year.

Median: 66%

1	EDENZ Colleges Ltd	100%
1	Manaakitanga Aotearoa Charitable Trust	100%
5	South Pacific Bible College	99%
6	Land Based Training Ltd	98%
7	Tipu Ora Charitable Trust	98%
8	College of Law New Zealand Limited	98%
9	Eastwest College of Intercultural Studie	97%
10	Peter Minturn Goldsmith School Limited	97%
11	New Zealand College of Chiropractic	97%
12	NZ Training Centre	97%
13	NZ School of Outdoor Studies Limited	96%
14	The New Zealand Film & Television School	95%
15	Occupational Safety Management (NZ) Ltd	95%
16	South Seas Film and Television School	94%
17	Rangi Ruru Early Childhood College	93%
18	Blueprint Centre For Learning	93%
19	Air New Zealand Ltd (People Devt & Trng)	92%
20	Mr Barber Ltd	92%
21	NZ Inst of Electrolysis & Beauty Therapy	92%
22	ACTS Auckland City Training School	92%
23	Good Shepherd College - Te Heparā Pai	92%

1	Action Adventure	100%
1	Agribusiness Training Limited	100%
1	Air New Zealand Ltd (People Devt & Trng)	100%
1	AMES Training & Resource Centre Limited	100%
1	Ardmore Flying School Ltd	100%
1	Carey Baptist College	100%
1	EDENZ Colleges Ltd	100%
1	Horowhenua Learning Centre	100%
1	Land Based Training Ltd	100%
1	Mahurangi Technical Institute	100%
1	NZ College of Early Childhood Education	100%
1	NZ School of Acupuncture & TCM	100%
1	Pacific Intl Hotel Mgmt School	100%
1	South Pacific Bible College	100%
1	Taranaki Educare Training Trust	100%
1	The Learning Connexion Ltd	100%
1	Trade Education	100%
1	Trinity Methodist Theological College	100%
1	Whitecliffe College of Arts and Design	100%
21	AIS St Helens	99%
22	Pathways College of Bible & Mission	99%

1	Pacific Training Institute	100%
1	Peter Minturn Goldsmith School Limited	100%
3	AMES Training & Resource Centre Limited	85%
4	Manaakitanga Aotearoa Charitable Trust	83%
5	Hungry Creek Art And Crafts School	73%
6	Natcoll Design Technology	71%
7	Whitecliffe College of Arts and Design	69%
8	Hair to Train	67%
8	Palmerston North School of Design	67%
10	Alphacrucis Limited	66%
11	New Zealand Tertiary College	65%
12	Learning Post Limited	62%
13	Martin-Hautus Pacific Peoples Inst	60%
14	Taranaki Educare Training Trust	57%
15	Te Wananga Takiura	56%
16	International Travel College of NZ	53%
17	Sir George Seymour College	50%
18	AIS St Helens	50%
18	Laidlaw College	50%
18	Te Kura Motuhake O Te Ataarangi	50%
21	Fairview Educational Services Limited	47%

1	Manaakitanga Aotearoa Charitable Trust	100%
1	RuralTec Ltd	100%
1	Taranaki Educare Training Trust	100%
5	Trade Education	97%
6	The New Zealand Film & Television School	96%
7	Elliott Hairdressing Training Centre	96%
8	Peter Minturn Goldsmith School Limited	95%
9	Air New Zealand Ltd (People Devt & Trng)	94%
10	EDENZ Colleges Ltd	94%
11	Faith Bible College	93%
12	Excel Ministries Schl of Performing Arts	92%
13	South Pacific Bible College	92%
14	The New Zealand School of Radio	91%
15	South Seas Film and Television School	91%
16	Wellington School of Beauty 2005 Ltd	90%
17	New Zealand College of Chiropractic	90%
18	Computer Power Institute	89%
19	Te Kura Motuhake O Te Ataarangi	88%
20	Sir Edmund Hillary Outdoor Pursuits	88%
21	Blueprint Centre For Learning	87%
22	College of Law New Zealand Limited	87%

How to read the graphs:



Disclaimer: The results in this report are generated from data submitted by Tertiary Education Organisations. While efforts have been made to verify the information, the Tertiary Education Commission does not attest to the accuracy or completeness of the results.



Canterbury College of Natural Medicine Organisation Type: Private Training Establishment Year: 2009

Successful Completion of Courses

Completion of Qualifications

Student Progression to Higher Level Study

Students Retained in Study

This measure shows the proportion of courses in a given year that are successfully completed.

This measure shows the proportion of students in a given year who complete a qualification.

This measure shows the proportion of students in a given year who progress to study at a higher level after completing a qualification at levels 1 - 4.

This measure shows the proportion of students in a given year that complete a qualification or re-enrol at the same tertiary education organisation in the following year.

Median: 74%

Median: 71%

Median: 20%

Median: 66%

24	New Zealand College of Chinese Medicine	91%
25	Pacific Intl Hotel Mgmt School	91%
26	New Zealand Institute of Education 2007	91%
27	Te Ata Hou Trust	90%
28	Kyewood Equestrian Centre	90%
29	Sir Edmund Hillary Outdoor Pursuits	90%
30	Carey Baptist College	90%
31	Advance Training Centres Limited	90%
32	Travel Careers and Training Limited	89%
33	Alpha Training and Development Centre	89%
34	Mahurangi Technical Institute	89%
35	Airways Training Centre	88%
36	ACE Training Limited	88%
37	Ellipse Institute	88%
38	WellCare Education Ltd	88%
39	The New Zealand School of Radio	88%
40	New Zealand Tertiary College	87%
41	Design and Arts College of New Zealand	87%
42	Sir George Seymour College	87%
43	Whitecliffe College of Arts and Design	86%
44	National School of Aesthetics	86%

23	Manaakitanga Aotearoa Charitable Trust	98%
24	Mr Barber Ltd	98%
25	The New Zealand Film & Television School	98%
26	NZ Inst of Electrolysis & Beauty Therapy	96%
27	RuralTec Ltd	95%
28	Nelson Technical Institute Ltd	94%
29	New Zealand School of Education Limited	94%
30	Design and Arts College of New Zealand	94%
31	Corporate Academy Group	93%
32	Blueprint Centre For Learning	93%
33	Lifeway College	93%
34	Kyewood Equestrian Centre	93%
35	Eastwest College of Intercultural Studie	92%
36	ACTS Auckland City Training School	92%
37	New Zealand Radio Training School	92%
38	Phlair International College	91%
39	South Seas Film and Television School	91%
40	International Pacific College	90%
41	WellCare Education Ltd	89%
42	Faith Bible College	89%
43	Elliott Hairdressing Training Centre	89%

22	Design and Arts College of New Zealand	44%
24	ATC New Zealand	42%
25	Rapu Ki Rua Institute	42%
26	Academy of Diving Trust	42%
27	Ministry Training College of NZ	41%
28	BEST Pacific Institute of Education	40%
29	Mara Marketing Ltd	40%
30	New Zealand Welding School	39%
31	Servilles Academy of Hairdressing	39%
32	NZ Institute of Sport	38%
33	Agriculture New Zealand	38%
34	Cut Above Academy	36%
35	Turanga Ararau	34%
36	New Zealand Management Academies Ltd	34%
37	Workforce Development Limited	34%
38	Advance Training Centres Limited	33%
38	Education & Training Consultants	33%
38	The Professional Bar & Restaurant School	33%
42	Academy New Zealand - Group	33%
43	Waikato School of Hairdressing Limited	32%
44	Training For You Ltd	31%

23	Pacific Intl Hotel Mgmt School	86%
25	Sir George Seymour College	86%
26	Corporate Academy Group	86%
27	The Hairdressing College	85%
28	AMES Training & Resource Centre Limited	85%
29	Samala Robinson Academy	85%
30	Wellington Nannies College Limited	85%
31	New Zealand College of Chinese Medicine	85%
32	Rangi Ruru Early Childhood College	85%
33	Natcol Design Technology	84%
34	Travel Careers and Training Limited	84%
35	New Zealand Tertiary College	84%
36	Ardmore Flying School Ltd	84%
36	New Zealand Skydiving School Ltd	84%
38	NZ School of Acupuncture & TCM	84%
39	International Pacific College	83%
39	NZ Training Centre	83%
41	Media Design School Limited	83%
42	CPS Training	83%
43	Horowhenua Learning Centre	82%
44	Kyewood Equestrian Centre	82%

How to read the graphs:



Disclaimer: The results in this report are generated from data submitted by Tertiary Education Organisations. While efforts have been made to verify the information, the Tertiary Education Commission does not attest to the accuracy or completeness of the results.



Canterbury College of Natural Medicine Organisation Type: Private Training Establishment Year: 2009

Successful Completion of Courses

Completion of Qualifications

Student Progression to Higher Level Study

Students Retained in Study

This measure shows the proportion of courses in a given year that are successfully completed.

This measure shows the proportion of students in a given year who complete a qualification.

This measure shows the proportion of students in a given year who progress to study at a higher level after completing a qualification at levels 1 - 4.

This measure shows the proportion of students in a given year that complete a qualification or re-enrol at the same tertiary education organisation in the following year.

Median: 74%

Median: 71%

Median: 20%

Median: 66%

45	Whitireia Performing Arts Company	86%
46	New Zealand Radio Training School	86%
47	Porse ECE Training (NZ) Ltd	86%
48	Solomon Group	86%
49	Excel Ministries Schl of Performing Arts	86%
50	North Shore International Academy	85%
51	Queenstown Resort College	85%
52	Bethlehem Tertiary Institute	85%
53	NZ School of Acupuncture & TCM	85%
54	South Pacific College of Natural Therapy	85%
55	Wellington Nannies College Limited	84%
56	New Zealand Institute of Fashion Tech	84%
57	Faith Bible College	83%
58	Pathways College of Bible & Mission	83%
59	Taranaki Educare Training Trust	83%
60	Phlair International College	82%
61	Ashton Warner Nanny Academy	82%
62	Te Wananga Takiura	82%
63	Academy New Zealand - Group	82%
64	Aperfield Montessori Trust	82%
65	Canterbury College of Natural Medicine	82%

44	International College of Camille	89%
45	Peter Minturn Goldsmith School Limited	88%
45	The New Zealand School of Radio	88%
47	New Zealand Career College Limited	87%
48	The Hairdressing College	87%
49	College of Law New Zealand Limited	86%
50	National School of Aesthetics	86%
51	Waikato Centre for Herbal Medicine Ltd	86%
52	Solomon Group	86%
53	Community Colleges New Zealand Ltd	85%
54	ACE Training Limited	85%
55	Ashton Warner Nanny Academy	84%
56	Te Ata Hou Trust	83%
57	Airways Training Centre	83%
58	Tectra Limited	83%
59	Porse ECE Training (NZ) Ltd	83%
60	Rangi Ruru Early Childhood College	83%
61	Media Design School Limited	82%
62	Wellington Nannies College Limited	82%
63	Academy New Zealand - Group	82%
64	Alpha Training and Development Centre	82%

45	ACTS Auckland City Training School	31%
46	New Zealand Institute of Fashion Tech	31%
47	Going Places	31%
48	Winters the School of Hairdressing	30%
49	Advanced Training Academy Limited	29%
50	Practical Education Institute Ltd	29%
51	Anamata	29%
52	Action Adventure	28%
53	Phlair International College	28%
55	Quality Education	28%
56	Excel Ministries Schl of Performing Arts	27%
57	Corporate Academy Group	27%
58	Agribusiness Training Limited	26%
59	Waikato Institute of Education	26%
60	EOS Computer Training Limited	26%
61	Directions Appearance Technology Trng	25%
61	IT Training Limited	25%
61	Metro Training Services Limited	25%
61	The New Zealand School of Radio	25%
65	Naturopathic College of N Z Ltd	25%
65	Polyethnic Institute of Studies	25%

44	Land Based Training Ltd	82%
44	NZ Inst of Electrolysis & Beauty Therapy	82%
47	Whitecliffe College of Arts and Design	82%
48	Queenstown Resort College	82%
49	Advanced Training Academy Limited	81%
50	Eastwest College of Intercultural Studie	81%
51	The Nanny Centre New Zealand Limited	81%
52	Academy New Zealand - Group	80%
53	ACE Training Limited	80%
54	Design and Arts College of New Zealand	80%
55	Lotus Holistic Centre	80%
56	New Zealand Radio Training School	79%
57	Ministry Training College of NZ	78%
58	National School of Aesthetics	78%
59	New Zealand School of Education Limited	78%
60	Phlair International College	78%
61	Ashton Warner Nanny Academy	78%
62	Agriculture New Zealand	78%
63	Tipu Ora Charitable Trust	77%
64	Gestalt Institute of NZ	76%
65	Hungry Creek Art And Crafts School	75%

How to read the graphs:



Disclaimer: The results in this report are generated from data submitted by Tertiary Education Organisations. While efforts have been made to verify the information, the Tertiary Education Commission does not attest to the accuracy or completeness of the results.



Canterbury College of Natural Medicine Organisation Type: Private Training Establishment Year: 2009



Successful Completion of Courses



Completion of Qualifications



Student Progression to Higher Level Study



Students Retained in Study

This measure shows the proportion of courses in a given year that are successfully completed.

This measure shows the proportion of students in a given year who complete a qualification.

This measure shows the proportion of students in a given year who progress to study at a higher level after completing a qualification at levels 1 - 4.

This measure shows the proportion of students in a given year that complete a qualification or re-enrol at the same tertiary education organisation in the following year.

Median: 74%

Median: 71%

Median: 20%

Median: 66%

66	Ardmore Flying School Ltd	82%
67	Techorium NZ Institute of Info Tech	81%
68	Samala Robinson Academy	81%
69	Horowhenua Learning Centre	81%
70	Taruna College	81%
71	Media Design School Limited	81%
72	Wellpark College of Natural Therapies	80%
73	Corporate Academy Group	80%
74	Tectra Limited	80%
75	Pacific Training Institute	80%
76	AMES Training & Resource Centre Limited	80%
77	Agriculture New Zealand	79%
78	DAS Training Solutions Limited	79%
79	Lotus Holistic Centre	79%
80	AIS St Helens	79%
81	Hungry Creek Art And Crafts School	79%
82	Freelance Animation School Limited	79%
83	Laidlaw College	79%
84	Sues Unlimited	78%
85	New Zealand School of Education Limited	78%
86	Academy of Diving Trust	78%

65	Sir George Seymour College	82%
66	Rapu Ki Rua Institute	81%
67	Samala Robinson Academy	81%
68	Excel Ministries Schl of Performing Arts	80%
69	Netcor Campus (NZ Education & Tourism)	80%
70	Eastbay Rural Ed Activities Prog (REAP)	80%
71	Advance Training Centres Limited	80%
72	The New Zealand College of Massage	80%
73	Hungry Creek Art And Crafts School	80%
74	Ministry Training College of NZ	80%
75	The College of Future Learning NZ	79%
76	Taruna College	79%
77	Training For You Ltd	78%
78	New Zealand Tertiary College	78%
79	Computer Power Institute	78%
80	Natcoll Design Technology	77%
81	New Zealand Institute of Fashion Tech	77%
82	Travel Careers and Training Limited	77%
83	New Zealand Institute of Education 2007	76%
84	Hair to Train	76%
85	Agriculture New Zealand	76%

67	Tectra Limited	24%
68	Quantum Learning NZ Ltd	23%
69	Aronui Technical Training Centre	22%
70	Northern Business College (Head Office)	22%
71	Raffles College of Design and Commerce	21%
72	The Hairdressing College	21%
73	Sir Edmund Hillary Outdoor Pursuits	21%
74	National College of Security Personnel	20%
74	Solomon Group	20%
74	The Hairdressing Academy Ltd	20%
78	Avonmore Tertiary Academy	19%
79	The Nanny Centre New Zealand Limited	19%
80	Electec National College of Technology	18%
80	Te Ata Hou Trust	18%
82	EDENZ Colleges Ltd	17%
83	Ashton Warner Nanny Academy	17%
83	Eastbay Rural Ed Activities Prog (REAP)	17%
85	RuralTec Ltd	16%
86	Mahurangi Technical Institute	16%
87	Stotts Cengage Education	16%
88	DAS Training Solutions Limited	16%

66	South Pacific College of Natural Therapy	75%
67	Alpha Training and Development Centre	75%
68	Porse ECE Training (NZ) Ltd	75%
69	Mr Barber Ltd	75%
70	WellCare Education Ltd	74%
71	NZ School of Food & Wine	74%
72	Canterbury College of Natural Medicine	74%
73	BEST Pacific Institute of Education	73%
74	Academy of Diving Trust	73%
75	NZ Graduate School of Education	72%
76	AIS St Helens	72%
77	Lifeway College	72%
78	Wellpark College of Natural Therapies	72%
79	Netcor Campus (NZ Education & Tourism)	72%
80	Headquarters Hairdressing Academy	71%
81	Vineyard College	71%
82	Northern Business College (Head Office)	71%
83	Mahurangi Technical Institute	71%
84	Carey Baptist College	71%
85	Turanga Ararau	70%
86	NZ College of Early Childhood Education	70%

How to read the graphs:



Disclaimer: The results in this report are generated from data submitted by Tertiary Education Organisations. While efforts have been made to verify the information, the Tertiary Education Commission does not attest to the accuracy or completeness of the results.



Canterbury College of Natural Medicine Organisation Type: Private Training Establishment

Year: 2009



Successful Completion of Courses



Completion of Qualifications



Student Progression to Higher Level Study



Students Retained in Study

This measure shows the proportion of courses in a given year that are successfully completed.

This measure shows the proportion of students in a given year who complete a qualification.

This measure shows the proportion of students in a given year who progress to study at a higher level after completing a qualification at levels 1 - 4.

This measure shows the proportion of students in a given year that complete a qualification or re-enrol at the same tertiary education organisation in the following year.

Median: 74%

Median: 71%

Median: 20%

Median: 66%

87	Anamata	78%
88	Ministry Training College of NZ	78%
89	Rapu Ki Rua Institute	77%
90	Hair to Train	77%
91	Lifeway College	77%
92	Premier Hairdressing College	77%
93	RuralTec Ltd	77%
94	NZ College of Early Childhood Education	77%
95	Martin-Hautus Pacific Peoples Inst	76%
96	Natcoll Design Technology	76%
97	Electec National College of Technology	76%
98	MSL Training Limited	76%
99	ATC New Zealand	75%
100	Community Colleges New Zealand Ltd	75%
101	Aronui Technical Training Centre	74%
102	Agribusiness Training Limited	74%
103	Alphacrucis Limited	74%
104	NZ Institute of Sport	74%
105	The Learning Connexion Ltd	74%
106	Raffles College of Design and Commerce	74%
107	Palmerston North School of Design	74%

86	The Nanny Centre New Zealand Limited	75%
87	NZ School of Outdoor Studies Limited	75%
88	New Zealand Management Academies Ltd	75%
89	DAS Training Solutions Limited	75%
90	Aromaflex International Aromatherapy Sch	74%
91	New Zealand College of Chinese Medicine	74%
92	South Pacific College of Natural Therapy	74%
93	Premier Hairdressing College	73%
94	Vineyard College	73%
95	Turanga Ararau	73%
96	Auckland Hotel & Chefs Training School	72%
97	Aronui Technical Training Centre	72%
98	Aperfield Montessori Trust	72%
99	MSL Training Limited	71%
100	Electec National College of Technology	71%
101	Academy of Diving Trust	71%
102	Headquarters Hairdressing Academy	70%
103	NZ Graduate School of Education	70%
104	NZ School of Food & Wine	70%
105	Sues Unlimited	70%
106	International Travel College of NZ	69%

89	Vineyard College	16%
90	Adventure Education Limited	15%
91	Aromaflex International Aromatherapy Sch	14%
91	Crown Institute of Studies	14%
91	Institute of Applied Learning Limited	14%
94	The New Zealand College of Massage	14%
95	Occupational Safety Management (NZ) Ltd	14%
96	Horowhenua Learning Centre	14%
97	Headquarters Hairdressing Academy	13%
97	NZ School of Food & Wine	13%
99	Tipu Ora Charitable Trust	13%
100	Lifeway College	13%
100	Te Rooapu a Iwi o Te Arawa	13%
102	MSL Training Limited	12%
103	Waikato Institute for Leisure & Sport	12%
104	New Zealand Institute of Education 2007	12%
105	Netcor Campus (NZ Education & Tourism)	11%
106	Auckland Hotel & Chefs Training School	11%
106	Wellington Nannies College Limited	11%
108	Ag Challenge Ltd	11%
109	Samala Robinson Academy	11%

87	Aronui Technical Training Centre	70%
88	Te Wananga Takiura	70%
89	Rapu Ki Rua Institute	70%
90	New Zealand Institute of Fashion Tech	69%
91	Taruna College	68%
92	Northland Hairdressing Training School	68%
93	The New Zealand College of Massage	67%
94	Bethlehem Tertiary Institute	67%
95	Hair to Train	67%
96	G and H Training Limited	67%
97	Freelance Animation School Limited	67%
98	Cut Above Academy	67%
98	Solomon Group	67%
100	NZ School of Outdoor Studies Limited	66%
101	New Zealand Institute of Education 2007	66%
102	Electec National College of Technology	66%
103	International Travel College of NZ	66%
104	New Zealand Career College Limited	65%
105	Fairview Educational Services Limited	65%
106	Laidlaw College	65%
107	ATC New Zealand	65%

How to read the graphs:



Disclaimer: The results in this report are generated from data submitted by Tertiary Education Organisations. While efforts have been made to verify the information, the Tertiary Education Commission does not attest to the accuracy or completeness of the results.



Canterbury College of Natural Medicine Organisation Type: Private Training Establishment Year: 2009



Successful Completion of Courses



Completion of Qualifications



Student Progression to Higher Level Study



Students Retained in Study

This measure shows the proportion of courses in a given year that are successfully completed.

This measure shows the proportion of students in a given year who complete a qualification.

This measure shows the proportion of students in a given year who progress to study at a higher level after completing a qualification at levels 1 - 4.

This measure shows the proportion of students in a given year that complete a qualification or re-enrol at the same tertiary education organisation in the following year.

Median: 74%

Median: 71%

Median: 20%

Median: 66%

108	The Nanny Centre New Zealand Limited	73%
109	Waikato Centre for Herbal Medicine Ltd	73%
110	Vineyard College	73%
111	Headquarters Hairdressing Academy	73%
112	Eastbay Rural Ed Activities Prog (REAP)	73%
113	Elite International	73%
114	NZ Graduate School of Education	72%
115	International Pacific College	72%
116	Auckland Hotel & Chefs Training School	72%
117	Turanga Ararau	72%
118	Education & Training Consultants	72%
119	Target Education	72%
120	Ag Challenge Ltd	72%
121	New Zealand Management Academies Ltd	72%
122	International College of Camille	71%
123	Wellington Catholic Education Centre	71%
124	Te Wananga Whare Tapere O Takitimu	71%
125	SAE Institute	71%
126	New Zealand Career College Limited	71%
127	IT Training Limited	71%
128	New Zealand Career College (2010) Ltd	71%

107	IT Training Limited	69%
108	NZ Institute of Sport	69%
109	Lotus Holistic Centre	68%
110	Queenstown Resort College	68%
112	Cut Above Academy	67%
113	Techtorium NZ Institute of Info Tech	67%
114	Elite International	67%
115	BEST Pacific Institute of Education	67%
116	Northland Hairdressing Training School	67%
116	Te Kura Motuhake O Te Ataarangi	67%
118	Te Wananga Whare Tapere O Takitimu	67%
119	Maata Waka Enterprises	66%
120	New Zealand Welding School	66%
121	Quantum Learning NZ Ltd	66%
122	Alphacrucis Limited	65%
123	Servilles Academy of Hairdressing	64%
124	Adventure Education Limited	63%
125	Anamata	63%
126	Pacific Training Institute	62%
127	SAE Institute	62%
128	Canterbury College of Natural Medicine	62%

110	Air New Zealand Ltd (People Devt & Trng)	10%
111	Elliott Hairdressing Training Centre	10%
112	Wellington School of Beauty 2005 Ltd	10%
113	Porse ECE Training (NZ) Ltd	10%
114	ILP Education & Training Ltd	10%
115	Computer Power Institute	9%
116	New Zealand Radio Training School	9%
117	Travel Careers and Training Limited	8%
118	North Shore International Academy	8%
119	Mr Barber Ltd	8%
120	Ruben Blades Hairdressing Academy	7%
121	G and H Training Limited	7%
122	Taruna College	7%
123	Ellipse Institute	7%
124	WellCare Education Ltd	6%
125	Northland Hairdressing Training School	6%
126	Premier Hairdressing College	6%
127	Chubb New Zealand Limited	5%
128	Framework Solutions Ltd	5%
129	New Zealand College of Chinese Medicine	5%
130	Community Colleges New Zealand Ltd	4%

108	Workforce Development Limited	65%
110	Alphacrucis Limited	64%
111	Auckland Hotel & Chefs Training School	64%
112	Te Ata Hou Trust	64%
113	Eastbay Rural Ed Activities Prog (REAP)	63%
114	North Shore International Academy	63%
115	International College of Camille	63%
116	NZ Institute of Sport	62%
117	DAS Training Solutions Limited	62%
118	ACTS Auckland City Training School	62%
119	Servilles Academy of Hairdressing	62%
120	Maata Waka Enterprises	62%
121	Avonmore Tertiary Academy	61%
122	New Zealand Management Academies Ltd	61%
123	SAE Institute	61%
124	Martin-Hautus Pacific Peoples Inst	61%
125	Education & Training Consultants	60%
126	Waikato Centre for Herbal Medicine Ltd	60%
127	Premier Hairdressing College	60%
128	Ellipse Institute	60%
129	Elite International	60%

How to read the graphs:



Disclaimer: The results in this report are generated from data submitted by Tertiary Education Organisations. While efforts have been made to verify the information, the Tertiary Education Commission does not attest to the accuracy or completeness of the results.



Canterbury College of Natural Medicine Organisation Type: Private Training Establishment Year: 2009



Successful Completion of Courses



Completion of Qualifications



Student Progression to Higher Level Study



Students Retained in Study

This measure shows the proportion of courses in a given year that are successfully completed.

This measure shows the proportion of students in a given year who complete a qualification.

This measure shows the proportion of students in a given year who progress to study at a higher level after completing a qualification at levels 1 - 4.

This measure shows the proportion of students in a given year that complete a qualification or re-enrol at the same tertiary education organisation in the following year.

Median: 74%

Median: 71%

Median: 20%

Median: 66%

129	Cut Above Academy	71%
130	Tumahaurangi Trust	71%
131	G and H Training Limited	70%
132	CPS Training	70%
133	Northland Hairdressing Training School	69%
134	Ecumenical Board of Theological Studies	69%
135	The College of Future Learning NZ	69%
136	Netcor Campus (NZ Education & Tourism)	69%
137	National College of Security Personnel	68%
138	Fairview Educational Services Limited	68%
139	School of Business Limited	68%
140	NZ School of Food & Wine	68%
141	Quantum Learning NZ Ltd	68%
142	Maata Waka Enterprises	67%
143	International College of Auckland	67%
144	Trade Education	67%
146	Te Kura Motuhake O Te Ataarangi	67%
147	The Professional Bar & Restaurant School	66%
148	Waikato Institute for Leisure & Sport	66%
149	New Zealand Welding School	66%
150	Workforce Development Limited	66%

129	Polyethnic Institute of Studies	61%
130	G and H Training Limited	61%
131	National College of Security Personnel	61%
132	Laidlaw College	61%
133	CPS Training	60%
133	Palmerston North School of Design	60%
135	Quality Education	59%
136	North Shore International Academy	59%
137	Avonmore Tertiary Academy	59%
138	Fairview Educational Services Limited	58%
139	Going Places	58%
140	AMS Group Training	58%
141	Bethlehem Tertiary Institute	57%
142	ATC New Zealand	56%
143	Waikato Institute of Education	55%
144	EOS Computer Training Limited	55%
145	Ag Challenge Ltd	55%
146	Waikato School of Hairdressing Limited	55%
147	Raffles College of Design and Commerce	54%
148	Freelance Animation School Limited	52%
149	Waikato Institute for Leisure & Sport	51%

131	Elite International	4%
132	AMS Group Training	3%
133	Alpha Training and Development Centre	0%
133	Blueprint Centre For Learning	0%
133	International College of Auckland	0%
133	International College of Camille	0%
133	Kyewood Equestrian Centre	0%
133	Land Based Training Ltd	0%
133	National School of Aesthetics	0%
133	Nelson Technical Institute Ltd	0%
133	NZ Inst of Electrolysis & Beauty Therapy	0%
133	NZ School of Acupuncture & TCM	0%
133	NZ School of Outdoor Studies Limited	0%
133	Plant and Food Research	0%
133	School of Business Limited	0%
133	Success Maker Education Centre	0%
133	The College of Future Learning NZ	0%
133	The NZ School of Travel & Tourism	0%
133	Trade Education	0%
133	Tumahaurangi Trust	0%

130	Airways Training Centre	59%
131	Nelson Technical Institute Ltd	59%
132	Tectra Limited	59%
133	Te Whare Wananga O Te Pihopatanga	59%
134	IT Training Limited	58%
135	Waikato Institute of Education	57%
136	Training For You Ltd	57%
137	Waikato Institute for Leisure & Sport	57%
138	Waikato School of Hairdressing Limited	57%
139	Sues Unlimited	57%
140	Anamata	56%
141	Good Shepherd College - Te Heparā Pai	56%
142	New Zealand Welding School	56%
143	Bay of Plenty College of Homeopathy	55%
144	Community Colleges New Zealand Ltd	55%
145	AMS Group Training	55%
146	Pacific Training Institute	55%
147	National College of Security Personnel	53%
148	Agribusiness Training Limited	52%
149	Metro Training Services Limited	52%
150	Te Wananga Whare Tapere O Takitimu	51%

How to read the graphs:



Disclaimer: The results in this report are generated from data submitted by Tertiary Education Organisations. While efforts have been made to verify the information, the Tertiary Education Commission does not attest to the accuracy or completeness of the results.



Canterbury College of Natural Medicine Organisation Type: Private Training Establishment Year: 2009



Successful Completion of Courses



Completion of Qualifications



Student Progression to Higher Level Study



Students Retained in Study

This measure shows the proportion of courses in a given year that are successfully completed.

This measure shows the proportion of students in a given year who complete a qualification.

This measure shows the proportion of students in a given year who progress to study at a higher level after completing a qualification at levels 1 - 4.

This measure shows the proportion of students in a given year that complete a qualification or re-enrol at the same tertiary education organisation in the following year.

Median: 74%

Median: 71%

Median: 20%

Median: 66%

151	Servilles Academy of Hairdressing	65%
152	Nelson Technical Institute Ltd	64%
153	The Hairdressing College	64%
154	Going Places	64%
155	Adventure Education Limited	64%
156	EOS Computer Training Limited	64%
157	Waikato Institute of Education	64%
158	New Zealand Skydiving School Ltd	63%
159	Success Maker Education Centre	63%
160	Quality Education	63%
161	Patrick's Hairdressing Training School	62%
162	Training For You Ltd	62%
163	Waikato School of Hairdressing Limited	62%
164	The NZ School of Travel & Tourism	62%
165	Avonmore Tertiary Academy	62%
166	BEST Pacific Institute of Education	62%
167	AMS Group Training	62%
168	Action Adventure	60%
169	International Travel College of NZ	60%
170	Auckland College of Classical Homeopathy	60%
171	Aromaflex International Aromatherapy Sch	59%

150	Workforce Development Limited	51%
151	New Zealand Skydiving School Ltd	50%
152	Wellington Catholic Education Centre	50%
153	Patrick's Hairdressing Training School	50%
154	Martin-Hautus Pacific Peoples Inst	49%
155	Ruben Blades Hairdressing Academy	48%
156	Gestalt Institute of NZ	46%
157	Advanced Training Academy Limited	46%
158	Royal Business College	45%
159	Te Roopu a Iwi o Te Arawa	45%
160	School of Business Limited	45%
161	Metro Training Services Limited	44%
162	Good Shepherd College - Te Heparā Pai	43%
163	Chubb New Zealand Limited	42%
164	The Hairdressing Academy Ltd	42%
165	Wellpark College of Natural Therapies	40%
166	Winters the School of Hairdressing	40%
167	Success Maker Education Centre	39%
168	Te Wananga Takiura	39%
169	The Professional Bar & Restaurant School	39%
170	NZ Training Centre	38%

151	Palmerston North School of Design	50%
152	The Learning Connexion Ltd	50%
153	Polyethnic Institute of Studies	48%
154	Action Adventure	48%
155	Advance Training Centres Limited	46%
156	Crown Institute of Studies	46%
157	Royal Business College	44%
157	Te Roopu a Iwi o Te Arawa	44%
159	Raffles College of Design and Commerce	44%
160	Chubb New Zealand Limited	43%
161	Going Places	43%
162	Aperfield Montessori Trust	43%
162	The Hairdressing Academy Ltd	43%
164	Ag Challenge Ltd	43%
165	Mara Marketing Ltd	43%
166	Techtorium NZ Institute of Info Tech	42%
167	Tumahaurangi Trust	42%
168	Quality Education	41%
169	MSL Training Limited	41%
170	Quantum Learning NZ Ltd	40%
171	Adventure Education Limited	40%

How to read the graphs:



Disclaimer: The results in this report are generated from data submitted by Tertiary Education Organisations. While efforts have been made to verify the information, the Tertiary Education Commission does not attest to the accuracy or completeness of the results.



Canterbury College of Natural Medicine Organisation Type: Private Training Establishment Year: 2009



Successful Completion of Courses



Completion of Qualifications



Student Progression to Higher Level Study



Students Retained in Study

This measure shows the proportion of courses in a given year that are successfully completed.

This measure shows the proportion of students in a given year who complete a qualification.

This measure shows the proportion of students in a given year who progress to study at a higher level after completing a qualification at levels 1 - 4.

This measure shows the proportion of students in a given year that complete a qualification or re-enrol at the same tertiary education organisation in the following year.

Median: 74%

Median: 71%

Median: 20%

Median: 66%

172	Naturopathic College of N Z Ltd	57%
173	Trinity Methodist Theological College	56%
174	The New Zealand College of Massage	55%
175	Ruben Blades Hairdressing Academy	55%
176	Polyethnic Institute of Studies	55%
177	Bay of Plenty College of Homeopathy	54%
178	Elliott Hairdressing Training Centre	54%
179	Metro Training Services Limited	53%
180	Computer Power Institute	53%
181	Royal Business College	52%
182	Winters the School of Hairdressing	52%
183	Practical Education Institute Ltd	49%
184	Gestalt Institute of NZ	49%
185	Te Roopu a Iwi o Te Arawa	48%
186	Te Whare Wananga O Te Pihopatanga	48%
187	Plant and Food Research	47%
188	The Hairdressing Academy Ltd	47%
189	Framework Solutions Ltd	43%
190	Learning Post Limited	42%
191	ILP Education & Training Ltd	42%
192	Crown Institute of Studies	39%

171	Naturopathic College of N Z Ltd	38%
172	Mara Marketing Ltd	37%
173	Bay of Plenty College of Homeopathy	37%
174	Tumahaurangi Trust	35%
175	Framework Solutions Ltd	35%
176	Plant and Food Research	33%
177	Stotts Cengage Education	33%
178	Crown Institute of Studies	32%
179	ILP Education & Training Ltd	31%
180	Practical Education Institute Ltd	29%
181	Sir Edmund Hillary Outdoor Pursuits	26%
182	Target Education	25%
183	The NZ School of Travel & Tourism	25%
184	New Zealand College of Chiropractic	22%
185	Ellipse Institute	21%
186	Ecumenical Board of Theological Studies	19%
187	Institute of Applied Learning Limited	18%
188	Learning Post Limited	17%
189	Auckland College of Classical Homeopathy	17%
190	Education & Training Consultants	15%
191	Whitireia Performing Arts Company	14%

172	Aromaflex International Aromatherapy Sch	40%
173	Wellington Catholic Education Centre	39%
174	Winters the School of Hairdressing	38%
175	Institute of Applied Learning Limited	36%
176	ILP Education & Training Ltd	35%
177	Ecumenical Board of Theological Studies	35%
179	Naturopathic College of N Z Ltd	33%
180	Ruben Blades Hairdressing Academy	33%
181	The Professional Bar & Restaurant School	33%
182	Pathways College of Bible & Mission	32%
183	EOS Computer Training Limited	31%
184	Patrick's Hairdressing Training School	30%
185	Stotts Cengage Education	29%
186	The College of Future Learning NZ	25%
187	Practical Education Institute Ltd	25%
188	Success Maker Education Centre	23%
189	Framework Solutions Ltd	21%
190	Auckland College of Classical Homeopathy	20%
191	Directions Appearance Technology Trng	20%
192	Target Education	20%
193	Occupational Safety Management (NZ) Ltd	19%

How to read the graphs:



Disclaimer: The results in this report are generated from data submitted by Tertiary Education Organisations. While efforts have been made to verify the information, the Tertiary Education Commission does not attest to the accuracy or completeness of the results.



Canterbury College of Natural Medicine Organisation Type: Private Training Establishment Year: 2009



Successful Completion of Courses

This measure shows the proportion of courses in a given year that are successfully completed.

Median: 74%

193	Stotts Cengage Education	33%
194	Chubb New Zealand Limited	33%
195	Institute of Applied Learning Limited	31%
196	Advanced Training Academy Limited	26%
197	Mara Marketing Ltd	21%
199	Directions Appearance Technology Trng	0%



Completion of Qualifications

This measure shows the proportion of students in a given year who complete a qualification.

Median: 71%

192	International College of Auckland	10%
193	Te Whare Wananga O Te Pihopatanga	3%
194	Directions Appearance Technology Trng	0%
194	New Zealand Career College (2010) Ltd	0%
194	Occupational Safety Management (NZ) Ltd	0%
194	Tipu Ora Charitable Trust	0%



Student Progression to Higher Level Study

This measure shows the proportion of students in a given year who progress to study at a higher level after completing a qualification at levels 1 - 4.

Median: 20%



Students Retained in Study

This measure shows the proportion of students in a given year that complete a qualification or re-enrol at the same tertiary education organisation in the following year.

Median: 66%

195	Learning Post Limited	17%
196	The NZ School of Travel & Tourism	17%
197	International College of Auckland	17%
198	Plant and Food Research	13%
199	Beauty Therapy College of New Zealand	0%
199	ITTI Limited	0%
199	New Zealand Career College 2008 Ltd	0%
199	New Zealand Institute of Education	0%
199	NZ College of Early Childhood Education	0%
199	School of Business Limited	0%

How to read the graphs:



Disclaimer: The results in this report are generated from data submitted by Tertiary Education Organisations. While efforts have been made to verify the information, the Tertiary Education Commission does not attest to the accuracy or completeness of the results.