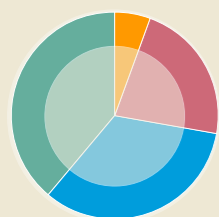


Universities

The Performance-Based Research Fund (PBRF) encourages and rewards the breadth and diversity of research excellence and its role in supporting and developing New Zealand and our tertiary education sector. The PBRF Quality Evaluation is an assessment of the research performance of staff through Evidence Portfolios (EPs) at participating tertiary education organisations and is the major component of the PBRF. The PBRF was established to increase the average quality of research and ensure that research continues to support degree and postgraduate teaching.

36 TEOs participated in the PBRF 2018 Quality Evaluation



2 wānanga
8 universities
12 PTEs
14 ITPs

All eight universities participated:

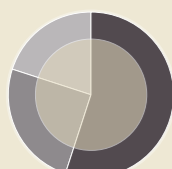
- Auckland University of Technology
- University of Canterbury
- Lincoln University
- University of Otago
- Massey University
- University of Waikato
- University of Auckland
- Victoria University of Wellington

TEOs have a range of important roles and purposes, including research, teaching and service to the community.

The type and focus of a TEO may impact on the number of PBRF-eligible staff and funded Quality Categories.

As the largest contributors to the New Zealand research environment, universities are also the largest recipients of funding through the PBRF.

PBRF total funding



55% Quality Evaluation
25% Research Degree Completion
20% External Research Income

Overview of the sector

Universities play an integral role in the production and dissemination of research both within New Zealand and internationally. Universities continue to produce the largest percentage of EPs awarded an A Quality Category. The total percentage of researcher EPs that received an A Quality Category increased from 13.2% in 2012 to 15.6% in 2018.

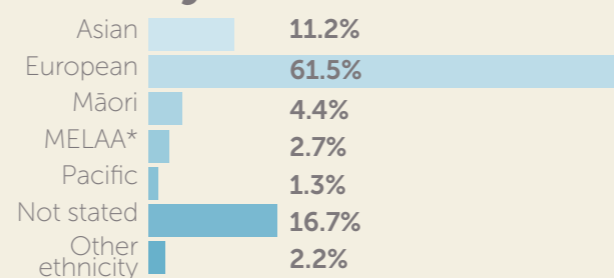


The university subsector received **96.7%** of the total indicative funding available for the PBRF. In 2019, this equates to **\$304,614,854**.

This funding amount is determined by the TEO's performance, and its performance relative to other TEOs, in the three components of the PBRF:

- the Quality Evaluation
- Research Degree Completion
- External Research Income.

Ethnicity




*Middle Eastern, Latin American, and African.

Gender



F: 42.7% M: 56.8% Other: 0.5%

Employment



Full-time 89.4% Part-time* 10.6%

*Defined as staff who are less than 1 FTE.

Age range

25 → 84 years

Age is calculated as the difference between birth date and 1 July 2018.

University TEOs received funded Quality Categories across all

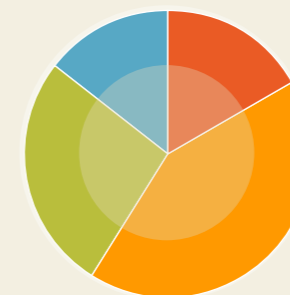
13 panels

New and emerging researchers (NE) represent

17.2%

within the university subsector

Total funded Quality Categories



Staff awarded A: 16.9%
Staff awarded B: 42.1%
Staff awarded C: 26.7%
Staff awarded C(NE): 14.3%

Total funded Quality Categories assigned to EPs of

6,871.67 PBRF-eligible staff

Panels with the largest number of funded Quality Categories



Medicine & Public Health
(1,008.09 PBRF-eligible staff)



Social Sciences & Other Cultural/Social Studies
(782.13 PBRF-eligible staff)



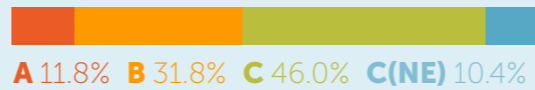
Business & Economics
(735.39 PBRF-eligible staff)

Quality Category A – peer recognition for their research at a world-class level
Quality Category B – peer recognition for their research at a national level
Quality Category C – peer recognition for their research and indicates a contribution to the research environment within their organisation or the wider community
Quality Category C(NE) – contains evidence of quality-assured research outputs produced, but may have limited or no research-related activity in the research contribution component (can be awarded to new and emerging (NE) researchers).

Universities

Funded Quality Category results by panel and subject area

Education



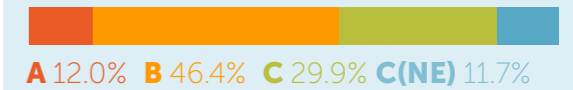
Total Quality Categories assigned to EPs of **434.95** PBRF-eligible staff

Māori Knowledge & Development



Total Quality Categories assigned to EPs of **133.7** PBRF-eligible staff

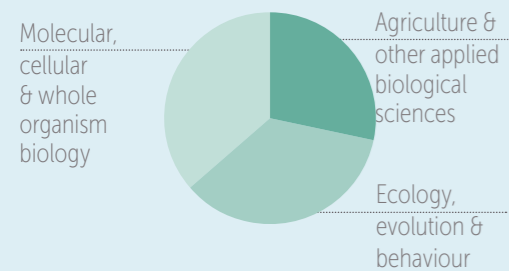
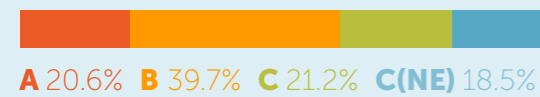
Pacific Research



Total Quality Categories assigned to EPs of **46.81** PBRF-eligible staff

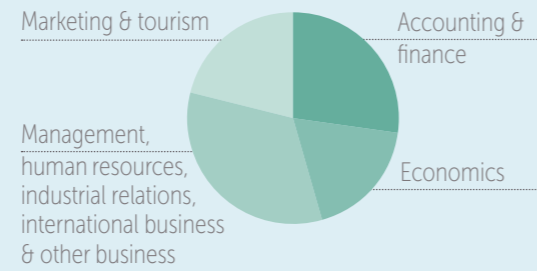
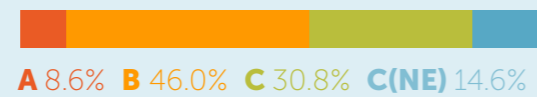
The Education, Māori Knowledge & Development, and Pacific Research panels do not have additional subject areas.

Biological Sciences



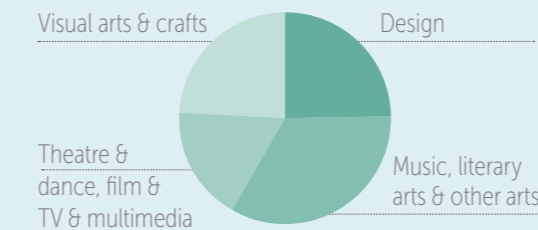
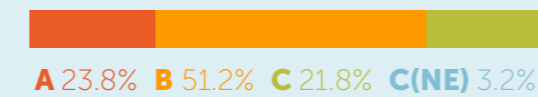
Total Quality Categories assigned to EPs of **680.88** PBRF-eligible staff

Business & Economics



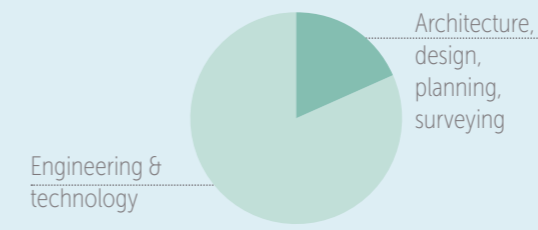
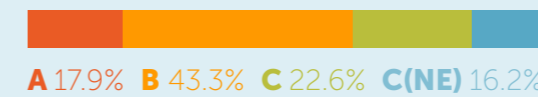
Total Quality Categories assigned to EPs of **735.39** PBRF-eligible staff

Creative & Performing Arts



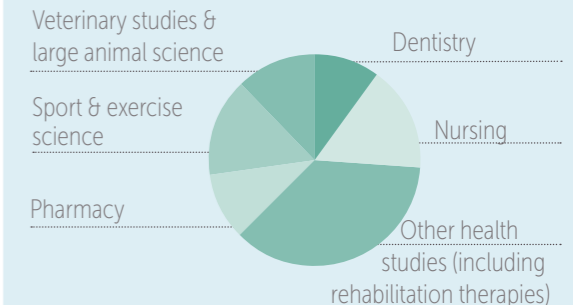
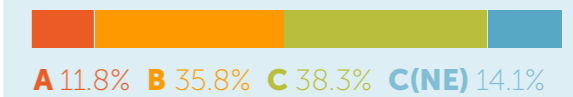
Total Quality Categories assigned to EPs of **339.29** PBRF-eligible staff

Engineering, Technology & Architecture




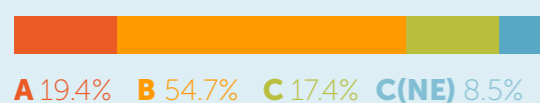
Total Quality Categories assigned to EPs of **671.43** PBRF-eligible staff

Health



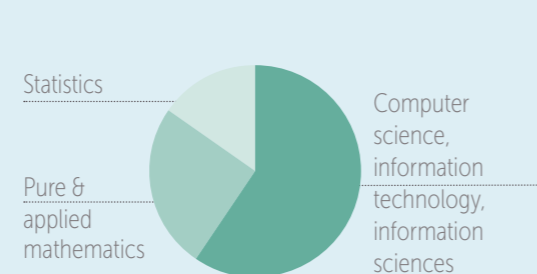
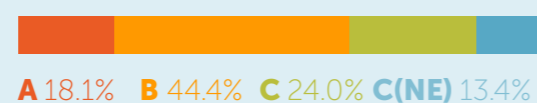
Total Quality Categories assigned to EPs of **446.91** PBRF-eligible staff

Humanities & Law



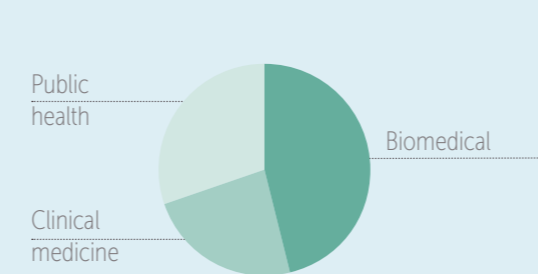
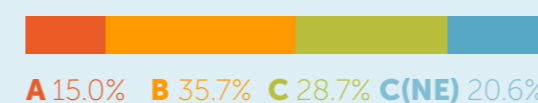
Total Quality Categories assigned to EPs of **602.21** PBRF-eligible staff

Mathematical & Information Sciences & Technology



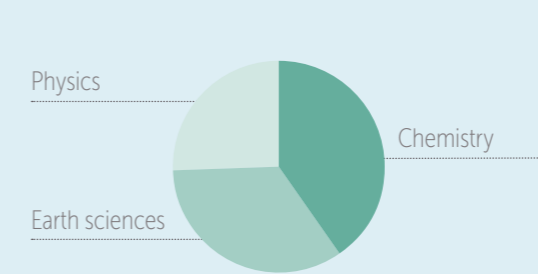
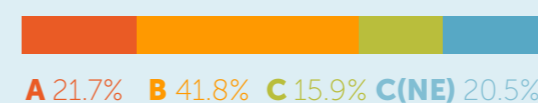
Total Quality Categories assigned to EPs of **479.81** PBRF-eligible staff

Medicine & Public Health



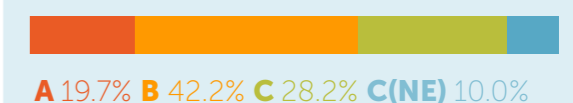
Total Quality Categories assigned to EPs of **1,008.09** PBRF-eligible staff

Physical Sciences



Total Quality Categories assigned to EPs of **510.07** PBRF-eligible staff

Social Sciences & Other Cultural/Social Studies



Total Quality Categories assigned to EPs of **782.13** PBRF-eligible staff

Notes: 1) Staff numbers reflect FTE-weighted staff. 2) Percentages for Quality Categories have been rounded to one decimal place.