



## The Private Training Establishment sector

Year: 2013

Fund: Youth Guarantee



### Successful Completion of Courses

|         |     |
|---------|-----|
| Level 1 | 55% |
| Level 2 | 54% |
| Level 3 | 70% |

\* Information is not available for this level group.

This measure shows the proportion of courses in a given year that are successfully completed.



### Completion of Qualifications

|         |     |
|---------|-----|
| Level 1 | 47% |
| Level 2 | 43% |
| Level 3 | 67% |

\* Information is not available for this level group.

This measure shows the proportion of students in a given year who complete a qualification.



### Student Progression to Higher Level Study

|         |      |
|---------|------|
| Level 1 | ** % |
| Level 2 | ** % |
| Level 3 | ** % |

\*\* Not available for Youth Guarantee in 2013.

This measure shows the proportion of students in a given year who progress to study at a higher level after completing a qualification at levels 1 - 4.



### Students Retained in Study

|         |      |
|---------|------|
| Level 1 | ** % |
| Level 2 | ** % |
| Level 3 | ** % |

\*\* Not available for Youth Guarantee in 2013.

This measure shows the proportion of students in a given year that complete a qualification or re-enrol at the same tertiary education organisation in the following year.

### About the Private Training Establishment sector Government expectations of the Private Training Establishment sector

In 2013 the TEC funded 198 Private Training Establishments (PTEs) through its Student Achievement Component fund.

The size and characteristics of PTEs vary. Smaller specialised PTEs may offer a single qualification for fewer than 20 equivalent full-time students (EFTS). The largest PTEs may offer a range of qualifications to over a thousand EFTS. For these reasons comparing PTEs may be difficult.

The government expects PTEs to:

- Work with employers to ensure provision meets employment and industry needs
- Get at-risk young people into a career or further education
- Enable Maori and Pasifika learners to progress from foundation level education to higher levels of learning
- Improve adult literacy and numeracy

#### Tertiary Education Strategy

The Tertiary Education Strategy (TES) sets high expectations for TEO performance and prioritises an outcomes focus especially for industry, Maori and Pasifika learners and at risk young people.

#### Context

Number of students in total: 7,037

Number of equivalent full-time student places: 5,196

| Student ethnicity* |     | Level of study |     |
|--------------------|-----|----------------|-----|
| European           | 47% | Level 1        | 33% |
| Maori              | 48% | Level 2        | 50% |
| Pacific            | 20% | Level 3        | 18% |
| Asian              | 2%  |                |     |
| Other              | 2%  |                |     |

\*Total may exceed 100% as some students identify with more than one ethnicity.



## Fashion and Faces International

Organisation Type: Private Training Establishment

Year: 2013 Fund: Youth Guarantee



This measure shows the proportion of courses in a given year that are successfully completed.

This measure shows the proportion of students in a given year who complete a qualification.

This measure shows the proportion of students in a given year who progress to study at a higher level after completing a qualification at levels 1 - 4.

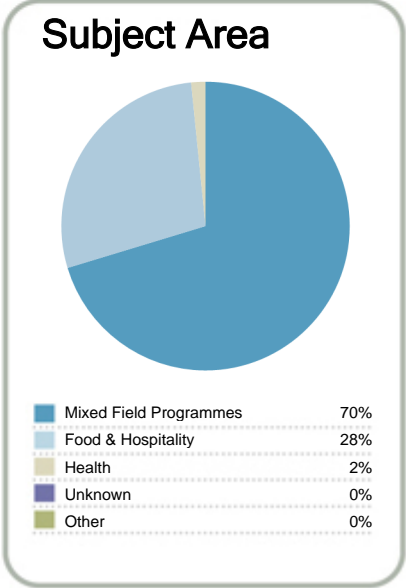
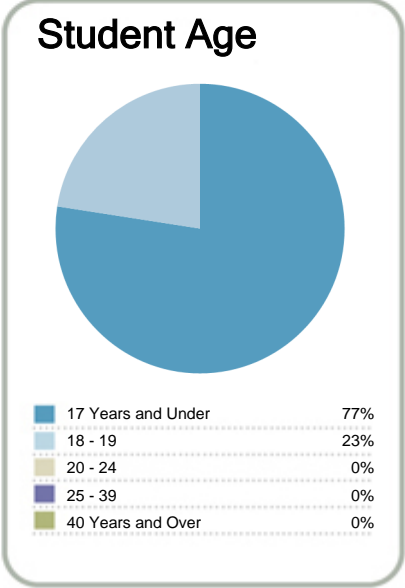
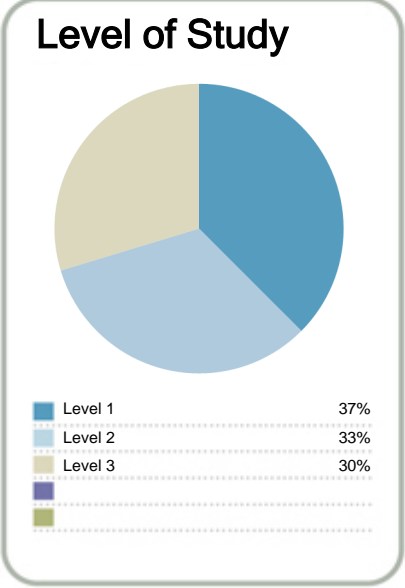
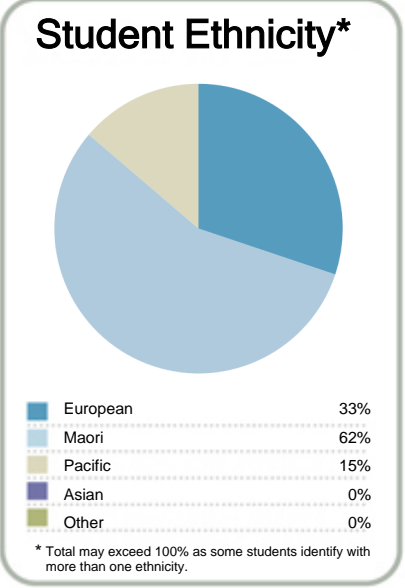
This measure shows the proportion of students in a given year that complete a qualification or re-enrol at the same tertiary education organisation in the following year.

### Context

EFTS\*: 19  
Students: 27

Further information about student characteristics may be available on the organisation's website.

\* Number of equivalent full time students.



### Contacts

PO Box 1593  
Rotorua 3040  
New Zealand  
07 349 2904

<http://www.fashionandfaces.co.nz>

Disclaimer: The results in this report are generated from data submitted by Tertiary Education Organisations. While efforts have been made to verify the information, the Tertiary Education Commission does not attest to the accuracy or completeness of the results.



## Fashion and Faces International

Organisation Type: Private Training Establishment

Year: 2013 Fund: Youth Guarantee

**Successful Completion of Courses**

This measure shows the proportion of courses in a given year that are successfully completed.

Median: 61%

|    |  |      |
|----|--|------|
| 1  | Bay Agricultural Training Limited      | 100% |
| 1  | The Hairdressing College               | 100% |
| 1  | U Turn Community Training Services     | 100% |
| 1  | Westport Deep Sea Fishing School       | 100% |
| 5  | Martin-Hautus                          | 98%  |
| 6  | Responsive Trade Education Limited     | 91%  |
| 7  | National Trade Academy Ltd             | 89%  |
| 8  | Fairview Educational Services Limited  | 88%  |
| 9  | The Methodist Mission                  | 86%  |
| 10 | Strive Community Trust Training        | 86%  |
| 11 | Palmerston North School of Design Ltd  | 84%  |
| 12 | Waikato School of Hairdressing Limited | 82%  |
| 13 | Target Education                       | 82%  |
| 14 | Servilles Academy Limited              | 82%  |
| 15 | Nelson Technical Institute Ltd         | 81%  |
| 16 | New Zealand Management Academies       | 81%  |
| 17 | Nelson Training Centre                 | 81%  |
| 18 | Sir George Seymour College             | 81%  |
| 19 | New Zealand Institute of Sport         | 80%  |
| 20 | The Cut Above Academy Limited          | 78%  |
| 21 | New Zealand Career College Ltd         | 77%  |
| 22 | New Zealand Equine Training Limited    | 77%  |
| 23 | Mara Marketing Limited                 | 76%  |
| 24 | Agriculture New Zealand                | 76%  |

**Completion of Qualifications**

This measure shows the proportion of students in a given year who complete a qualification.

Median: 48%

|    |  |      |
|----|--|------|
| 1  | Corporate Academy Group                | 100% |
| 1  | Nelson Technical Institute Ltd         | 100% |
| 1  | Strive Community Trust Training        | 100% |
| 1  | Waikato School of Hairdressing Limited | 100% |
| 5  | New Zealand Management Academies       | 98%  |
| 6  | The College of Future Learning NZ Ltd  | 97%  |
| 7  | Bay Agricultural Training Limited      | 97%  |
| 8  | Maniapoto Training Agency              | 94%  |
| 9  | The Hairdressing College               | 89%  |
| 10 | Sir George Seymour College             | 89%  |
| 11 | Te Kotahitanga E Mahi Kaha Trust       | 88%  |
| 12 | Nelson Training Centre                 | 87%  |
| 13 | Kapiti Skills Centre                   | 86%  |
| 14 | Pacific Coast Technical Institute      | 86%  |
| 15 | The Methodist Mission                  | 84%  |
| 16 | FEATS Ltd                              | 82%  |
| 17 | The Cut Above Academy Limited          | 82%  |
| 18 | Fairview Educational Services Limited  | 79%  |
| 19 | Palmerston North School of Design Ltd  | 78%  |
| 20 | Servilles Academy Limited              | 77%  |
| 21 | New Zealand Institute of Sport         | 74%  |
| 22 | Education Action Limited               | 73%  |
| 23 | Lakeland Learning Company Limited      | 72%  |
| 24 | Capital Training                       | 72%  |

**Student Progression to Higher Level Study**

This measure shows the proportion of students in a given year who progress to study at a higher level after completing a qualification at levels 1 - 4.

Median: \*\*

**Students Retained in Study**

This measure shows the proportion of students in a given year that complete a qualification or re-enrol at the same tertiary education organisation in the following year.

Median: \*\*

\*\* Not available for Youth Guarantee in 2013.

Disclaimer: The results in this report are generated from data submitted by Tertiary Education Organisations. While efforts have been made to verify the information, the Tertiary Education Commission does not attest to the accuracy or completeness of the results.



## Fashion and Faces International

Organisation Type: Private Training Establishment

Year: 2013 Fund: Youth Guarantee

**Successful Completion of Courses**

This measure shows the proportion of courses in a given year that are successfully completed.

Median: 61%

|    |  |     |
|----|--|-----|
| 25 | Land Based Training Limited              | 75% |
| 26 | Ngati Awa Tertiary Training Organisation | 75% |
| 27 | Ag Challenge Limited                     | 75% |
| 28 | Enrich+                                  | 74% |
| 29 | Kapiti Skills Centre                     | 73% |
| 30 | SENZ Training and Employment Centre      | 73% |
| 31 | The College of Future Learning NZ Ltd    | 73% |
| 32 | Employ NZ                                | 72% |
| 33 | Trade and Commerce Centre                | 72% |
| 34 | School of Business Ltd                   | 72% |
| 35 | Training For You Limited                 | 72% |
| 36 | Education Action Limited                 | 71% |
| 37 | BEST Pacific Institute of Education Ltd  | 71% |
| 38 | Sobieski Consultants (Training Division) | 70% |
| 39 | Kokiri Training Centre                   | 70% |
| 40 | Te Rapunga o Poutama                     | 69% |
| 41 | Corporate Academy Group                  | 69% |
| 42 | Avon City Ford Training Services         | 68% |
| 43 | FEATS Ltd                                | 68% |
| 44 | Bounce Back Training                     | 68% |
| 45 | MSL Training Ltd                         | 68% |
| 46 | Hawera Training Centre Trust             | 67% |
| 47 | People Potential Limited                 | 67% |
| 48 | Computer Education Solutions Limited     | 66% |

**Completion of Qualifications**

This measure shows the proportion of students in a given year who complete a qualification.

Median: 48%

|    |   |     |
|----|---|-----|
| 25 | Taranaki Educare                        | 72% |
| 26 | Responsive Trade Education Limited      | 71% |
| 27 | Agriculture New Zealand                 | 70% |
| 28 | SENZ Training and Employment Centre     | 68% |
| 29 | Land Based Training Limited             | 67% |
| 30 | People Potential Limited                | 67% |
| 31 | School of Business Ltd                  | 65% |
| 32 | Employ NZ                               | 64% |
| 33 | MSL Training Ltd                        | 64% |
| 34 | New Zealand Career College Ltd          | 63% |
| 35 | G & H Training                          | 63% |
| 36 | Horizon Education Limited               | 63% |
| 37 | Premier Hairdressing Academy            | 62% |
| 38 | Workforce Development Limited           | 61% |
| 39 | Auckland Hotel & Chefs Training School  | 61% |
| 40 | Avon City Ford Training Services        | 58% |
| 41 | Harrington\Vaughan Academy of Hairdress | 58% |
| 42 | Training For You Limited                | 56% |
| 43 | ATC New Zealand                         | 55% |
| 44 | Avonmore Tertiary Institute             | 55% |
| 45 | Advance Training Centres                | 54% |
| 46 | Auckland City Training School           | 53% |
| 47 | Skills Update Training Institute        | 53% |
| 48 | Martin-Hautus                           | 53% |

**Student Progression to Higher Level Study**

This measure shows the proportion of students in a given year who progress to study at a higher level after completing a qualification at levels 1 - 4.

Median: \*\*

**Students Retained in Study**

This measure shows the proportion of students in a given year that complete a qualification or re-enrol at the same tertiary education organisation in the following year.

Median: \*\*

\*\* Not available for Youth Guarantee in 2013.

Disclaimer: The results in this report are generated from data submitted by Tertiary Education Organisations. While efforts have been made to verify the information, the Tertiary Education Commission does not attest to the accuracy or completeness of the results.



## Fashion and Faces International

Organisation Type: Private Training Establishment

Year: 2013 Fund: Youth Guarantee

**Successful Completion of Courses**

This measure shows the proportion of courses in a given year that are successfully completed.

Median: 61%

|    |   |     |
|----|---|-----|
| 49 | Advance Training Centres                | 66% |
| 50 | Turanga Ararau                          | 65% |
| 51 | Taranaki Educare                        | 65% |
| 52 | Harrington\Vaughan Academy of Hairdress | 65% |
| 53 | G & H Training                          | 62% |
| 54 | ATC New Zealand                         | 62% |
| 55 | Auckland Hotel & Chefs Training School  | 61% |
| 56 | Skills Update Training Institute        | 61% |
| 57 | Workforce Development Limited           | 61% |
| 58 | EnterpriseMIT                           | 61% |
| 59 | Avonmore Tertiary Institute             | 61% |
| 60 | Premier Hairdressing Academy            | 59% |
| 61 | Capital Training                        | 57% |
| 62 | Auckland City Training School           | 57% |
| 63 | Pacific Coast Technical Institute       | 55% |
| 64 | SPI Institute Limited                   | 54% |
| 65 | Te Kaupapa Training Limited             | 54% |
| 66 | Morrinsville Training Centre Ltd        | 54% |
| 67 | Hair to Train                           | 52% |
| 68 | Horizon Education Limited               | 52% |
| 69 | Kokiri Marae Keriana Olsen Trust        | 51% |
| 70 | Te Kotahitanga E Mahi Kaha Trust        | 51% |
| 71 | Maniapoto Training Agency               | 51% |
| 72 | Community Colleges New Zealand Ltd      | 51% |

**Completion of Qualifications**

This measure shows the proportion of students in a given year who complete a qualification.

Median: 48%

|    |  |     |
|----|--|-----|
| 49 | Turanga Ararau                           | 51% |
| 50 | Hair to Train                            | 50% |
| 51 | Hawera Training Centre Trust             | 49% |
| 52 | BEST Pacific Institute of Education Ltd  | 48% |
| 53 | Trade and Commerce Centre                | 47% |
| 54 | Sobieski Consultants (Training Division) | 47% |
| 55 | Mara Marketing Limited                   | 46% |
| 56 | SPI Institute Limited                    | 44% |
| 57 | Morrinsville Training Centre Ltd         | 43% |
| 58 | Career NetWork Ltd                       | 43% |
| 59 | U Turn Community Training Services       | 43% |
| 60 | Taratahi Agricultural Training Centre    | 43% |
| 61 | Bounce Back Training                     | 42% |
| 62 | The Salvation Army Employment Plus       | 42% |
| 63 | Ag Challenge Limited                     | 42% |
| 64 | Ngati Awa Tertiary Training Organisation | 40% |
| 65 | Computer Education Solutions Limited     | 40% |
| 66 | Front-Line Training Consultancy Limited  | 39% |
| 67 | Te Rapunga o Poutama                     | 38% |
| 68 | National Trade Academy Ltd               | 36% |
| 69 | Advanced Training Academy Limited        | 35% |
| 70 | Community Colleges New Zealand Ltd       | 34% |
| 71 | Kokiri Marae Keriana Olsen Trust         | 34% |
| 72 | Kokiri Training Centre                   | 32% |

**Student Progression to Higher Level Study**

This measure shows the proportion of students in a given year who progress to study at a higher level after completing a qualification at levels 1 - 4.

Median: \*\*

**Students Retained in Study**

This measure shows the proportion of students in a given year that complete a qualification or re-enrol at the same tertiary education organisation in the following year.

Median: \*\*

\*\* Not available for Youth Guarantee in 2013.

Disclaimer: The results in this report are generated from data submitted by Tertiary Education Organisations. While efforts have been made to verify the information, the Tertiary Education Commission does not attest to the accuracy or completeness of the results.



## Fashion and Faces International

Organisation Type: Private Training Establishment

Year: 2013 Fund: Youth Guarantee

**Successful Completion of Courses**

This measure shows the proportion of courses in a given year that are successfully completed.

Median: 61%

|    |  |            |
|----|--|------------|
| 73 | C Hayes Engineering Training Division    | 50%        |
| 74 | HLC                                      | 49%        |
| 75 | Te Kokiri Development Consultancy Inc    | 49%        |
| 76 | Taratahi Agricultural Training Centre    | 48%        |
| 77 | Front-Line Training Consultancy Limited  | 48%        |
| 78 | <b>Fashion and Faces International</b>   | <b>47%</b> |
| 79 | Lakeland Learning Company Limited        | 45%        |
| 80 | Career NetWork Ltd                       | 44%        |
| 81 | Future Skills Academy Limited            | 42%        |
| 82 | 2 Meke Training Limited                  | 39%        |
| 83 | Ngati Ruanui Tahua Iwi Authority Inc     | 38%        |
| 84 | ACTS Institute of New Zealand            | 38%        |
| 85 | Academy Group (NZ) Limited               | 38%        |
| 86 | Trade Education Limited                  | 38%        |
| 87 | The Salvation Army Employment Plus       | 37%        |
| 88 | Advanced Training Academy Limited        | 35%        |
| 89 | VETEL                                    | 34%        |
| 90 | Dunedin Training Centre                  | 34%        |
| 91 | Metal Tech Education Ltd                 | 34%        |
| 92 | KAAT Trust                               | 33%        |
| 93 | National Council of YMCAs of New Zealand | 33%        |
| 94 | Quality Training Services                | 32%        |
| 95 | Orongomai Marae Community Centre Trust   | 31%        |
| 96 | Kershaw Training Enterprises             | 30%        |

**Completion of Qualifications**

This measure shows the proportion of students in a given year who complete a qualification.

Median: 48%

|    |  |            |
|----|--|------------|
| 73 | 2 Meke Training Limited                  | 32%        |
| 74 | Academy Group (NZ) Limited               | 32%        |
| 75 | Trade Education Limited                  | 30%        |
| 76 | Target Education                         | 28%        |
| 77 | Te Kokiri Development Consultancy Inc    | 28%        |
| 78 | Kershaw Training Enterprises             | 27%        |
| 79 | Regent Training Centre Limited           | 26%        |
| 80 | Ngati Ruanui Tahua Iwi Authority Inc     | 25%        |
| 81 | Metal Tech Education Ltd                 | 22%        |
| 82 | Future Skills Academy Limited            | 22%        |
| 83 | KAAT Trust                               | 21%        |
| 84 | Te Kotahitanga Training                  | 21%        |
| 85 | HLC                                      | 21%        |
| 86 | New Zealand Equine Training Limited      | 20%        |
| 87 | Greymouth Life Learning Centre           | 20%        |
| 88 | Quality Training Services                | 20%        |
| 89 | Te Kaupapa Training Limited              | 18%        |
| 90 | Orongomai Marae Community Centre Trust   | 16%        |
| 91 | VETEL                                    | 16%        |
| 92 | <b>Fashion and Faces International</b>   | <b>14%</b> |
| 93 | YWCA Christchurch Inc                    | 13%        |
| 94 | Gisborne Development Incorporated        | 12%        |
| 95 | National Council of YMCAs of New Zealand | 12%        |
| 96 | Westport Deep Sea Fishing School         | 12%        |

**Student Progression to Higher Level Study**

This measure shows the proportion of students in a given year who progress to study at a higher level after completing a qualification at levels 1 - 4.

Median: \*\*

**Students Retained in Study**

This measure shows the proportion of students in a given year that complete a qualification or re-enrol at the same tertiary education organisation in the following year.

Median: \*\*

\*\* Not available for Youth Guarantee in 2013.

Disclaimer: The results in this report are generated from data submitted by Tertiary Education Organisations. While efforts have been made to verify the information, the Tertiary Education Commission does not attest to the accuracy or completeness of the results.



## Fashion and Faces International

Organisation Type: Private Training Establishment

Year: 2013 Fund: Youth Guarantee

**Successful Completion of Courses**

This measure shows the proportion of courses in a given year that are successfully completed.

Median: 61%

|     |  |     |
|-----|--|-----|
| 97  | Matapuna Training Centre               | 28% |
| 98  | VisionWest Community Trust             | 25% |
| 99  | Regent Training Centre Limited         | 24% |
| 100 | Business Management School Limited     | 24% |
| 101 | Maata Waka Enterprises                 | 24% |
| 102 | Whakato Te Matauranga                  | 19% |
| 103 | Gisborne Development Incorporated      | 18% |
| 104 | YWCA Christchurch Inc                  | 18% |
| 105 | Abel Tasman Educational Trust          | 17% |
| 106 | Waitaki Training                       | 17% |
| 107 | Te Arawa Lakes Trust                   | 16% |
| 108 | Tautoko Work Trust                     | 16% |
| 109 | Te Kotahitanga Training                | 13% |
| 110 | River City Training Academy (2006) Ltd | 10% |
| 111 | ITTI                                   | 8%  |
| 112 | Wai Ora Christian Community Trust      | 7%  |
| 113 | Golden Bay Work Centre Trust           | 7%  |
| 114 | South Pacific Academy of Education     | 6%  |
| 115 | Greymouth Life Learning Centre         | 2%  |
| 116 | Travel Careers & Training Limited      | 0%  |
| 116 | Tupoho Whanau Trust                    | 0%  |

**Completion of Qualifications**

This measure shows the proportion of students in a given year who complete a qualification.

Median: 48%

|     |  |     |
|-----|--|-----|
| 97  | Dunedin Training Centre                | 11% |
| 98  | ACTS Institute of New Zealand          | 11% |
| 99  | Business Management School Limited     | 10% |
| 100 | Whakato Te Matauranga                  | 5%  |
| 101 | VisionWest Community Trust             | 3%  |
| 102 | Tautoko Work Trust                     | 3%  |
| 103 | Abel Tasman Educational Trust          |     |
| 103 | C Hayes Engineering Training Division  |     |
| 103 | Enrich+                                |     |
| 103 | EnterpriseMIT                          |     |
| 103 | Golden Bay Work Centre Trust           |     |
| 103 | ITTI                                   |     |
| 103 | Maata Waka Enterprises                 |     |
| 103 | Matapuna Training Centre               |     |
| 103 | River City Training Academy (2006) Ltd |     |
| 103 | South Pacific Academy of Education     |     |
| 103 | Te Arawa Lakes Trust                   |     |
| 103 | Travel Careers & Training Limited      |     |
| 103 | Tupoho Whanau Trust                    |     |
| 103 | Wai Ora Christian Community Trust      |     |
| 103 | Waitaki Training                       |     |

**Student Progression to Higher Level Study**

This measure shows the proportion of students in a given year who progress to study at a higher level after completing a qualification at levels 1 - 4.

Median: \*\*

**Students Retained in Study**

This measure shows the proportion of students in a given year that complete a qualification or re-enrol at the same tertiary education organisation in the following year.

Median: \*\*

\*\* Not available for Youth Guarantee in 2013.

Disclaimer: The results in this report are generated from data submitted by Tertiary Education Organisations. While efforts have been made to verify the information, the Tertiary Education Commission does not attest to the accuracy or completeness of the results.